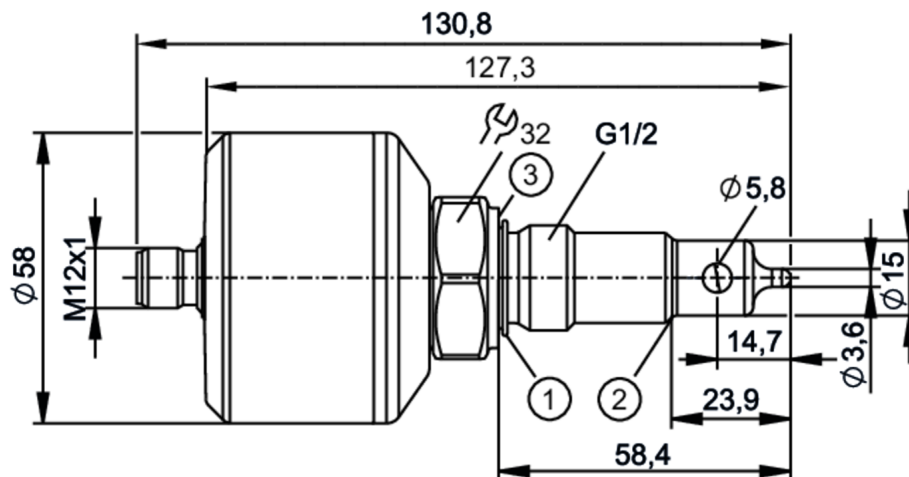




Inductive conductivity sensor

IND CONDUCTIVITY HYG G1/2 SC

Digital meets analog: integrating modern IO-Link sensors the analog way. The EIO104 allows you to realize two analog signals from intelligent IO-Link sensors with several process values.



- 1 Gasket FKM (for sealing on the back - not pressure resistant) / removable
 2 Sealing edge Note: The unit must only be installed in a process connection for G1/2 sealing cone.
 3 groove for sealing ring DIN 3869-21



EC

1935/2004

EHDG

Certified

FCM

FDA

IO-Link

UK

CA

Product characteristics

Number of inputs and outputs	Number of analog outputs: 1
Process connection	threaded connection G 1/2 external thread sealing cone

Application

System	gold-plated contacts
Media	Conductive liquids
Note on media	water
	milk
	CIP liquids
Cannot be used for	See the operating instructions, chapter "Function and features".
Medium temperature [°C]	-25...100; (< 1 h: 150)
Pressure rating [bar]	16
Vacuum resistance [mbar]	-1000

Electrical data

Operating voltage [V]	18...30 DC
Current consumption [mA]	< 100
Protection class	III
Reverse polarity protection	yes
Power-on delay time [s]	2
Measuring principle	inductive

Inputs / outputs

Number of inputs and outputs	Number of analog outputs: 1
------------------------------	-----------------------------

Outputs

Total number of outputs	1
-------------------------	---



Inductive conductivity sensor

IND CONDUCTIVITY HYG G1/2 SC

Output signal	analog signal; IO-Link
Output function	analog output; scalable; selectable conductivity / temperature
Number of analog outputs	1
Analog current output [mA]	4...20
Max. load [Ω]	500

Measuring/setting range

Conductivity measurement			
Measuring range [$\mu\text{S/cm}$]	100...1000000		
Resolution [$\mu\text{S/cm}$]	0...10.000	1	
	10.000...100.000	10	
	100.000...1.000.000	100	

Temperature measurement			
Measuring range [$^{\circ}\text{C}$]	-25...150		

Accuracy / deviations

Conductivity measurement		
Accuracy (in the measuring range)		2 % MW ± 25 μS/cm
Drift	[%/K]	0,05 %/K MW
Repeatability		1 % MW ± 25 μS/cm
Long-term stability		1 % MW ± 25 μS/cm
Temperature measurement		
Accuracy	[K]	20...50 °C: < ± 0,2 K; -25...150 °C: < ± 1,5 K
Repeatability	[K]	0,2
Resolution	[K]	0.1

Reaction times

Conductivity measurement		
Response time	[s]	< 2; (T09; Damping = 0)
Temperature measurement		
Response time	[s]	< 40; (T09)

Interfaces

Communication interface	IO-Link		
Transmission type	COM2 (38,4 kBaud)		
IO-Link revision	1.1		
SDCI standard	IEC 61131-9		
Profiles	Measuring Sensor, Identification and Diagnosis		
SIO mode	no		
Required master port class	A		
Process data analog	1		
Min. process cycle time [ms]	5.6		
Supported DeviceIDs	Type of operation	DeviceID	
	default	922	

Operating conditions

Ambient temperature [$^{\circ}\text{C}$]	-40...60
--	----------

LDL220



Inductive conductivity sensor

IND CONDUCTIVITY HYG G1/2 SC

Storage temperature	[°C]	-40...85
Protection	IP 68; IP 69K; (7 days / 3 m water depth / 0.3 bar: IP 68)	

Tests / approvals

EMC	DIN EN 61000-6-2	
	DIN EN 61000-6-3	
Shock resistance	DIN EN 60068-2-27	50 g (11 ms)
Vibration resistance	DIN EN 60068-2-6	20 g (10...2000 Hz)
MTTF	[years]	131

Mechanical data

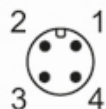
Weight	[g]	606.2
Material	stainless steel (1.4404 / 316L); PEEK; PEI; FKM	
Materials (wetted parts)	PEEK	
Process connection	threaded connection G 1/2 external thread sealing cone	

Remarks

Remarks	Note: The unit must only be installed in a process connection for G1/2 sealing cone. MW = Measured value	
Notes	Digital meets analog: integrating modern IO-Link sensors the analog way. The EIO104 allows you to realize two analog signals from intelligent IO-Link sensors with several process values.	
Pack quantity	1 pcs.	

Electrical connection

Connector: 1 x M12 (EN 61067-2-101); coding: A; Contacts: gold-plated



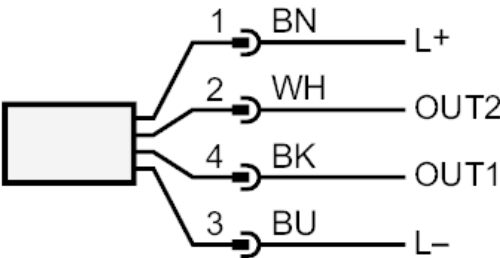
LDL220



Inductive conductivity sensor

IND CONDUCTIVITY HYG G1/2 SC

Connection



OUT1	IO-Link
OUT2	analog output
	Colors to DIN EN 60947-5-2
	Core colors :
BK =	black
BN =	brown
BU =	blue
WH =	white