

## RIDERSERIES RCM RCMKIT 24VDC 2CO LED GN

**Weidmüller Interface GmbH & Co. KG**  
 Klingenbergstraße 16  
 D-32758 Detmold  
 Germany  
 Fon: +49 5231 14-0  
 Fax: +49 5231 14-292083  
 www.weidmueller.com

### Product image



Similar to illustration

Modular system comprised of:

- relay socket for rail mounting
- LED indicator unit
- retaining clip
- plug-in relay
- markers

### General ordering data

Type	RCMKIT 24VDC 2CO LED GN
Order No.	<a href="#">7940007061</a>
Version	RIDERSERIES RCM, Relays, No. of contacts: 2 CO contact with test button AgNi 90/10, Rated control voltage: 24 V DC, Continuous current: 12 A, Screw connection
GTIN (EAN)	4032248474790
Qty.	10 pc(s).

**RIDERSERIES RCM  
RCMKIT 24VDC 2CO LED GN**

**Weidmüller Interface GmbH & Co. KG**  
 Klingenbergstraße 16  
 D-32758 Detmold  
 Germany  
 Fon: +49 5231 14-0  
 Fax: +49 5231 14-292083  
 www.weidmueller.com

**Technical data****Dimensions and weights**

Width	27 mm	Width (inches)	1.063 inch
Height	82 mm	Height (inches)	3.228 inch
Depth	79 mm	Depth (inches)	3.11 inch
Net weight	100.4 g		

**Temperatures**

Humidity	40 °C / 93 % rel. humidity, no condensation	Operating temperature, max.	70 °C
Operating temperature, min.	-40 °C	Storage temperature, max.	70 °C
Storage temperature, min.	-40 °C	Operating temperature	-40 °C...70 °C
Storage temperature	-40 °C...70 °C		

**Environmental Product Compliance**

REACH SVHC	Lead 7439-92-1
------------	----------------

**Input**

Rated control voltage	24 V DC	Rated current DC	31.3 mA
Power rating	750 mW	Pull-in/drop-out voltage, typ.	18 V / 2.4 V DC
Coil resistance	777 Ω ± 10 %	Status indicator	Green LED
Protective circuit	Free-wheeling diode		

**Output**

Rated switching voltage	240 V AC	Max. switching voltage, AC	240 V
Continuous current	12 A	Inrush current	24 A / 20 ms
AC switching capacity (resistive), max.	3000 VA	DC switching capacity (resistive), max.	288 W @ 24 V
Switch-on delay	≤ 15 ms	Switch-off delay	≤ 10 ms
Min. switching power	1 mA @ 24 V, 10 mA @ 12 V, 100 mA @ 5 V	Max. switching frequency at rated load	0.1 Hz

**Contact data**

Contact type	Mechanical service life	AC coil 20 x 10 <sup>6</sup> switching cycles, DC coil 30 x 10 <sup>6</sup> switching cycles
2 CO contact with test button (AgNi 90/10)		

**General data**

Rail	TS 35	Test button	yes (lockable)
Mechanical switch position indicator	Yes	Colour	black
UL 94 flammability rating	V-2		

**Insulation coordination**

Rated voltage	250 V	Surge voltage category	III
Pollution severity	2	Insulating material group	IIIa
Protection degree	IP20	Dielectric strength, Input/Output	2.5 kV <sub>eff</sub> / 1 Min.
Creepage and clearance distance input - output	≥ 4 mm	Dielectric strength of open contact	1.2 kV <sub>eff</sub> / 1 min.
Impulse withstand voltage	5 kV (1.2/50 μs)		

Creation date May 15, 2019 4:15:32 PM CEST

**RIDERSERIES RCM  
RCMKIT 24VDC 2CO LED GN**

**Weidmüller Interface GmbH & Co. KG**  
Klingenbergstraße 16  
D-32758 Detmold  
Germany  
Fon: +49 5231 14-0  
Fax: +49 5231 14-292083  
www.weidmueller.com

**Technical data**

**Further details of approvals / standards**

Standards	DIN EN 50178	Certificate no. (CSA) relay	249409-2426937
Certificate no. (cURus) relay	E224238	Certificate no. (cURus) base	E223759

**Connection data**

Wire connection method	Screw connection	Clamping range, rated connection	2.5 mm <sup>2</sup>
Clamping range, min.	0.5 mm <sup>2</sup>	Clamping range, max.	2.5 mm <sup>2</sup>
Blade size	size PH1		

**Classifications**

ETIM 3.0	EC001437	ETIM 4.0	EC001437
ETIM 5.0	EC001437	ETIM 6.0	EC001437
UNSPSC	30-21-19-17	eClass 5.1	27-37-16-01
eClass 6.2	27-37-16-01	eClass 7.1	27-37-16-01
eClass 8.1	27-37-16-01	eClass 9.0	27-37-16-01
eClass 9.1	27-37-16-01		

**Approvals**

Approvals



ROHS Conform

**Downloads**

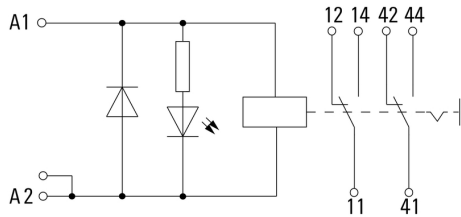
Approval/Certificate/Document of Conformity	<a href="#">DE_PA5600_160414_004.pdf</a>
Engineering Data	<a href="#">EPLAN.WSCAD</a>

**RIDERSERIES RCM  
RCMKIT 24VDC 2CO LED GN**

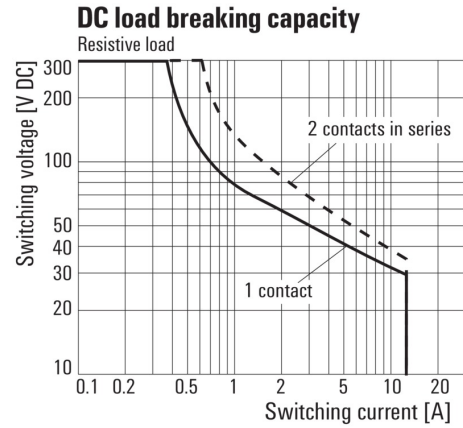
**Weidmüller Interface GmbH & Co. KG**  
 Klingenbergstraße 16  
 D-32758 Detmold  
 Germany  
 Fon: +49 5231 14-0  
 Fax: +49 5231 14-292083  
 www.weidmueller.com

**Drawings**

**Wiring diagram**

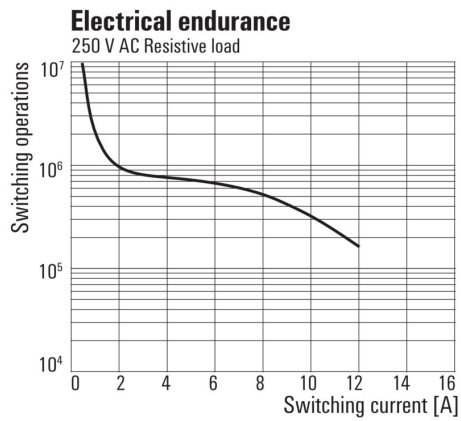


**Graph**



DC load limit curve  
Resistive load

**Graph**



Electrical service life  
250 V AC resistive load