



(2,00 mm) .0787"

TMMH-116-04-L-6

TMMH-125-04-F-D-EP

# FLEXIBLE THROUGH-HOLE HEADER

## SPECIFICATIONS

For complete specifications see [www.samtec.com?TMMH](http://www.samtec.com?TMMH)

**Insulator Material:**  
Black Liquid Crystal Polymer  
**Terminal Material:**  
Phosphor Bronze  
**Plating:**  
Sn or Au over  
50µ" (1,27 µm) Ni  
**Current Rating (TMMH/ESQT):**  
4.5 A per pin  
(1 pin powered per row)  
**Current Rating (TMMH/SQT):**  
5.1 A per pin  
(1 pin powered per row)  
**Operating Temp Range:**  
-55°C to +105°C with Tin;  
-55°C to +125°C with Gold  
**Voltage Rating:**  
500 VAC mated with SQW  
**RoHS Compliant:** Yes  
**Lead-Free Solderable:** Yes

## RECOGNITIONS

For complete scope of recognitions see [www.samtec.com/quality](http://www.samtec.com/quality)

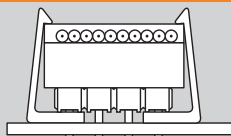


**Note:**  
Some lengths, styles and options are non-standard, non-returnable.

**Mates with:**  
CLT, SQT, SQW,  
ESQT, TLE, SMM,  
MMS, TCSD

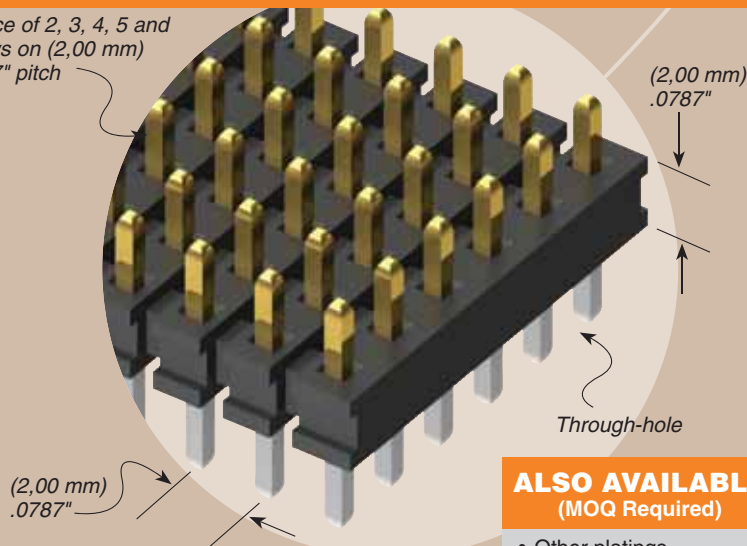


## APPLICATION



Retention Clip Option (-RC)

Choice of 2, 3, 4, 5 and  
6 rows on (2,00 mm)  
.0787" pitch



Through-hole

**ALSO AVAILABLE**  
(MOQ Required)

• Other platings  
Contact Samtec.

TMMH

1

NO. PINS  
PER ROWLEAD  
STYLEPLATING  
OPTION

03 thru 50

Specify  
LEAD STYLE  
from chart

-F  
= Gold flash  
on post,  
Matte Tin on tail

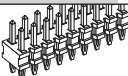
-L  
= 10µ" (0,25 µm)  
Gold on post,  
Matte Tin on tail

-T  
= Matte Tin

## Other Solutions

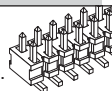
### Press Fit

See PTT Series.



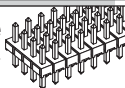
### Surface Mount

See previous page.



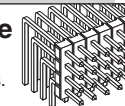
### Low Profile

See TMM Series.



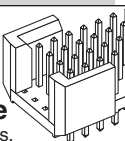
### Right Angle Four Row

See TMM Series.

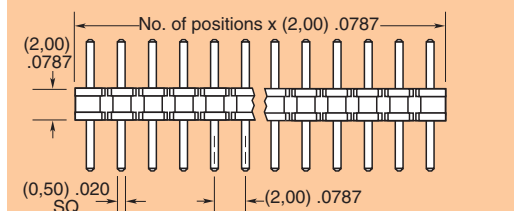
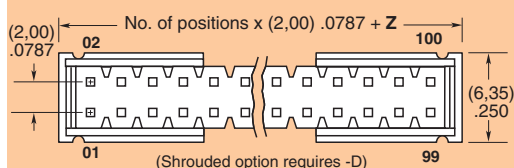
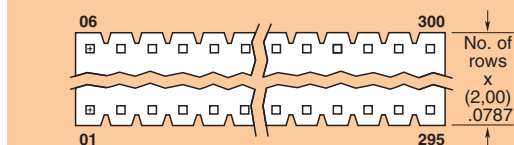


### Shrouded Four Row Vertical & Right Angle

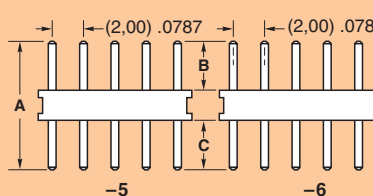
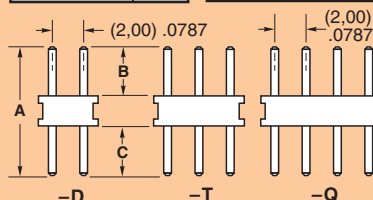
See TMMS Series.



Paste In Hole (PIH) processing.  
Contact Samtec ASP Group for  
part customization.




OPTION	Z	LEAD STYLE	A	B	C
-ES	(2,92) .115	-01	(7,67) .302	(3,20) .126	(2,46) .097
-EC	(4,70) .185	-04	(6,45) .254	(1,91) .075	(2,57) .101
-EP & -EPC	(6,10) .240	-05	(5,94) .234	(1,65) .065	(2,29) .090
-EL & -EBC	(4,45) .175	-06	(8,74) .344	(3,20) .126	(3,53) .139



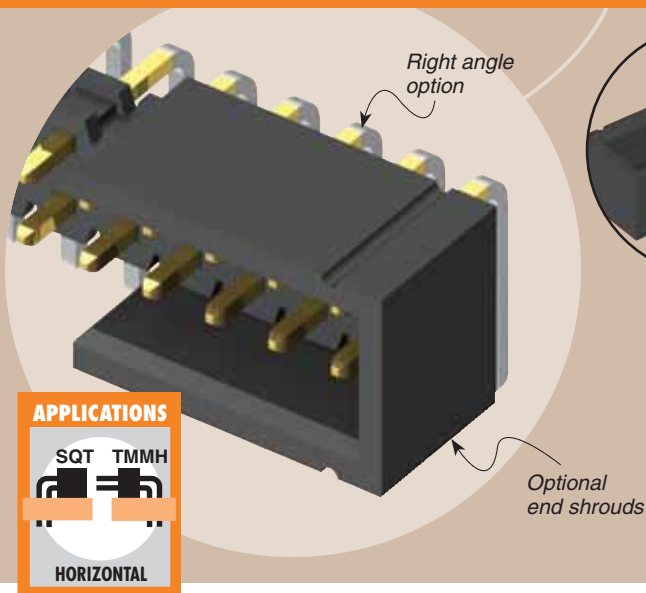
Due to technical progress, all designs, specifications and components are subject to change without notice.

[WWW.SAMTEC.COM](http://WWW.SAMTEC.COM)

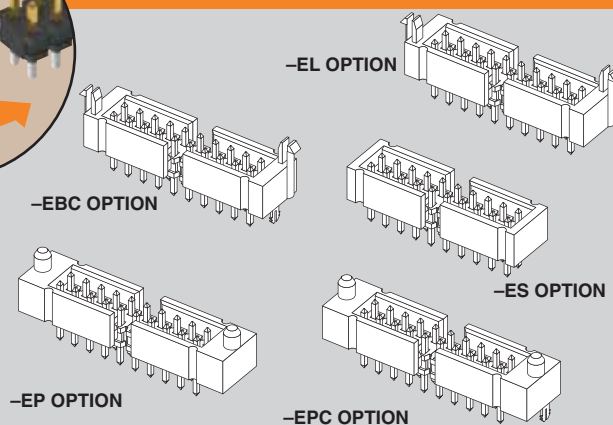
SAMTEC USA • Tel: +1-800-SAMTEC-9 or +1-812-944-6733 SAMTEC NORTHERN CALIFORNIA • Tel: +1-408-395-5900 SAMTEC SOUTHERN CALIFORNIA • Tel: +1-800-726-8329  
SAMTEC SOUTH AMERICA • Tel: +55 31 3786 3227 SAMTEC UNITED KINGDOM • Tel: +44 01236 739292 SAMTEC GERMANY • Tel: +49 (0) 89 / 89460-0  
SAMTEC FRANCE • Tel: +33 1 60 95 06 60 SAMTEC ITALY • Tel: +39 039 6890337 SAMTEC NORDIC/BALTIC • Tel: +46 8 4477280 SAMTEC BENELUX • Tel: +44 01236 739292  
SAMTEC ISRAEL • Tel: +972 3 7526600 SAMTEC INDIA • Tel: +91 80 3272 1612 SAMTEC ANZ • Tel: +613 9580 0683 SAMTEC SINGAPORE • Tel: +65 6745 5955 SAMTEC JAPAN • Tel: +81 45 475 1385  
SAMTEC SHANGHAI • Tel: +86 21 6083 3766 SAMTEC SHENZHEN • Tel: +86 755 83776780 SAMTEC TAIWAN • Tel: +886 2 2735 6109 SAMTEC HONG KONG • Tel: +852 26904658 SAMTEC KOREA • Tel: +82 31 717 5685



## TMMH SERIES



## FLEX SHROUD OPTIONS



### APPLICATIONS

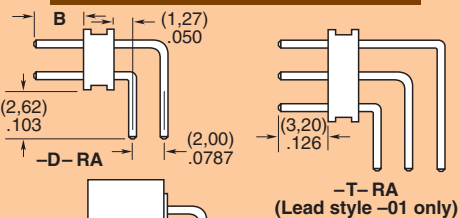


## ROW OPTION

- D**  
= Double Row  
(Required for Flex Shroud option)
- T**  
= Triple Row
- Q**  
= Four Row
- 5**  
= Five Row
- 6**  
= Six Row

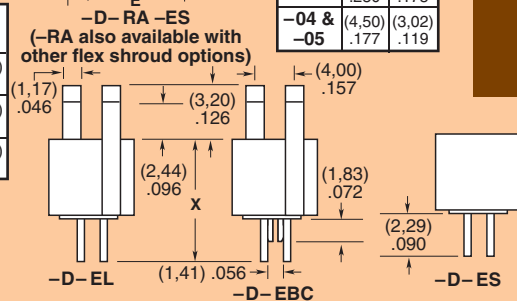
## TAIL OPTION

- RA**  
= Right Angle  
(Double & Triple Row only)  
(-ES, -EP, -EL Double Row only)  
(-EC, -EBC and -EPC not available)  
(-06 Lead style not available)



LEAD STYLE	X	Y
-01	(5,84) .230	(4,45) .175
-04 & -05	(4,50) .177	(3,02) .119

LEAD STYLE	D	E
-01	(2,34) .092	(6,60) .260
-04	(2,62) .103	(5,26) .207
-05	(3,12) .123	(5,26) .207



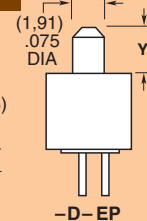
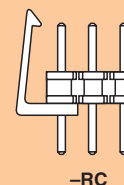
## FLEX SHROUD OPTIONS

Flex Shroud requires -D row & 9 pins/row minimum  
(For board-to-board interfaces. Will not mate with TCSD)

- ES**  
= End Shroud
- EC**  
= End Shroud with Locking Clip  
(Manual placement required)
- EP**  
= End Shroud with Guide Post
- EL**  
= End Shroud with Board Lock  
(Boards are positively locked and cannot be unmated)
- EBC**  
= End Shroud with Board Lock and Locking Clip  
(Boards are positively locked and cannot be unmated)
- EPC**  
= End Shroud with Guide Post and Locking Clip  
(Manual placement required)

## OTHER OPTIONS

- “XXX”**  
= Polarized Position  
(Specify position of omitted pin)
- RC**  
= Retention Clip  
(Mates to TCSD)  
(Double row only, minimum position 4 and available only -06 lead style)



Due to technical progress, all designs, specifications and components are subject to change without notice.

[WWW.SAMTEC.COM](http://WWW.SAMTEC.COM)

SAMTEC USA • Tel: +1-800-SAMTEC-9 or +1-812-944-6733 SAMTEC NORTHERN CALIFORNIA • Tel: +1-408-395-5900 SAMTEC SOUTHERN CALIFORNIA • Tel: +1-800-726-8329  
 SAMTEC SOUTH AMERICA • Tel: +55 31 3786 3227 SAMTEC UNITED KINGDOM • Tel: +44 01236 739292 SAMTEC GERMANY • Tel: +49 (0) 89 / 89460-0  
 SAMTEC FRANCE • Tel: +33 1 60 95 06 60 SAMTEC ITALY • Tel: +39 039 6890337 SAMTEC NORDIC/BALTIC • Tel: +46 8 4477280 SAMTEC BENELUX • Tel: +44 01236 739292  
 SAMTEC ISRAEL • Tel: +972 3 7526600 SAMTEC INDIA • Tel: +91 80 3272 1612 SAMTEC ANZ • Tel: +613 9580 0683 SAMTEC SINGAPORE • Tel: +65 6745 5955 SAMTEC JAPAN • Tel: +81 45 475 1385  
 SAMTEC SHANGHAI • Tel: +86 21 6083 3766 SAMTEC SHENZHEN • Tel: +86 755 83776780 SAMTEC TAIWAN • Tel: +886 2 2735 6109 SAMTEC HONG KONG • Tel: +852 26904658 SAMTEC KOREA • Tel: +82 31 717 5685