

SPECIFICATION FOR APPROVAL

承 认 书

CUSTOMER: _____

DESCRIPTION : _____ Piezo Buzzer

FUSHENG P/N: _____ FSD-3826

CUSTOMER P/N: _____

DATE : _____ 2018-8-28

CUSTOMER	APPROVER	CHECKER
	Yunqing Wu	Bing Yan

泰州福声电子科技有限公司

地址:江苏省泰州市海陵区凤凰西路 98 号

电话 : 0523-86219066 传真 : 0523-81601108

邮箱: akinn@electronic-tech.cn

网址: www.tzfsdz.com

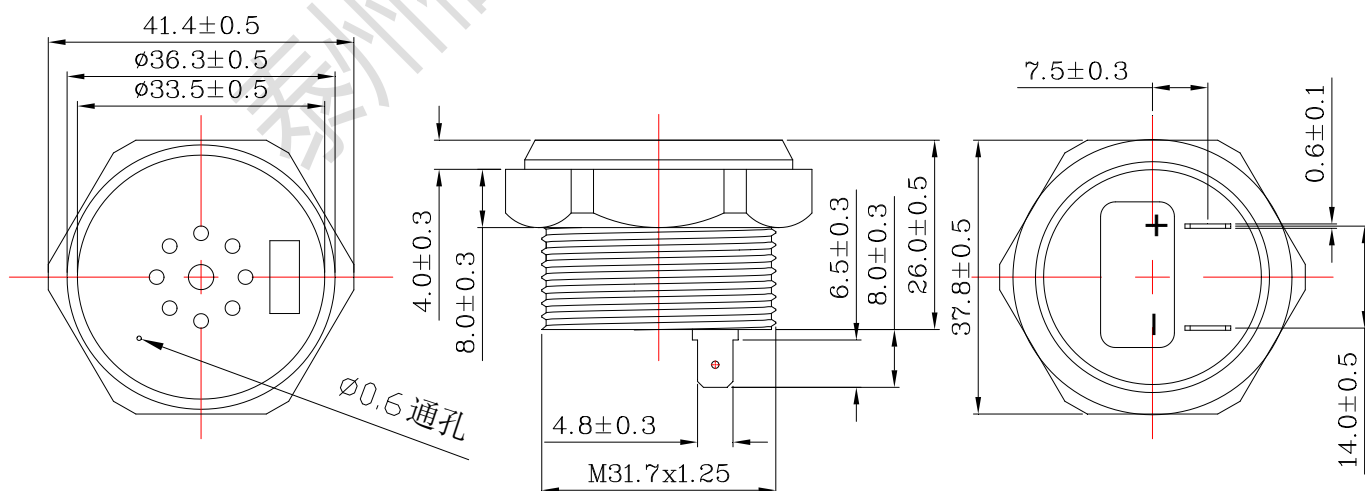
A. SCOPE

This specification applies Piezo buzzer, **FSD-3826**

B. SPECIFICATION

No.	Item	Unit	Specification	Condition
1	Oscillation Frequency	KHz	3.0±0.5	
2	Operating Voltage	V _{DC}	5 ~28	
3	Rated Voltage	V _{DC}	12	
4	Current Consumption	mA	MAX. 20	at Rated Voltage
5	Sound Pressure Level	dB	MIN. 85	at 100cm at Rated Voltage
6	Tone		Constant	
7	Operating Temperature	°C	-30~ +75	
8	Storage Temperature	°C	-40 ~ +85	
9	Dimension	mm	Φ37.8 x H26	See appearance drawing
10	Weight (MAX)	gram	30	
11	Housing Material		ABS(Black)	
12	Leading Pin		Plating (Ni)	See appearance drawing
13	Environmental Protection Regulation		RoHS	

C. APPEARANCE DRAWING



Tol : ± 0.5

Unit: mm

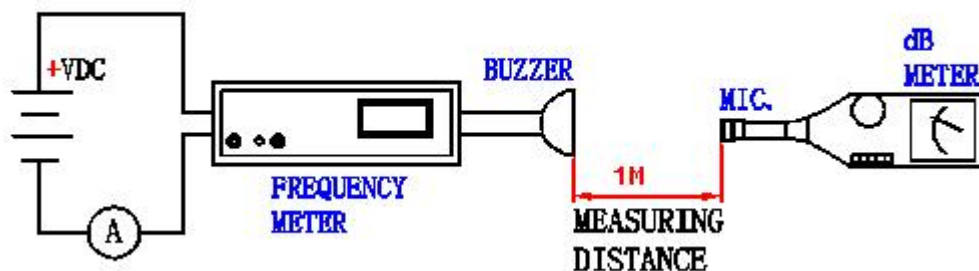
D. TESTING METHOD

Standard Measurement conditions

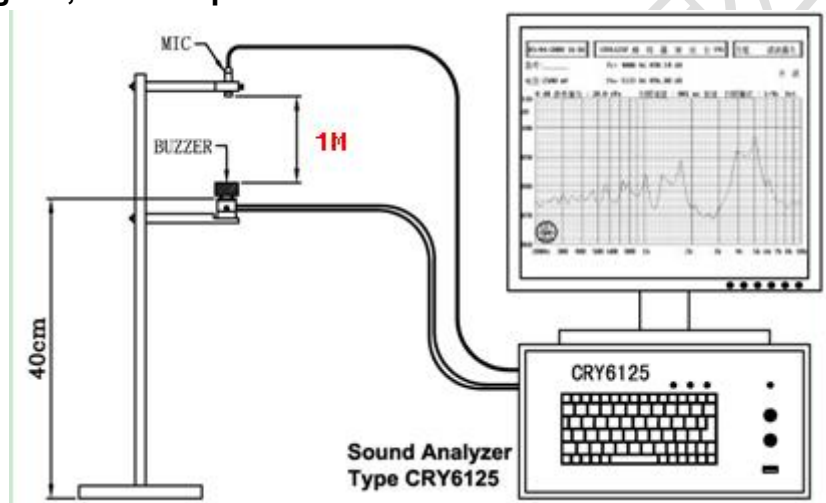
Temperature: $25 \pm 2^\circ\text{C}$ Humidity: 45-65%

Acoustic Characteristics:

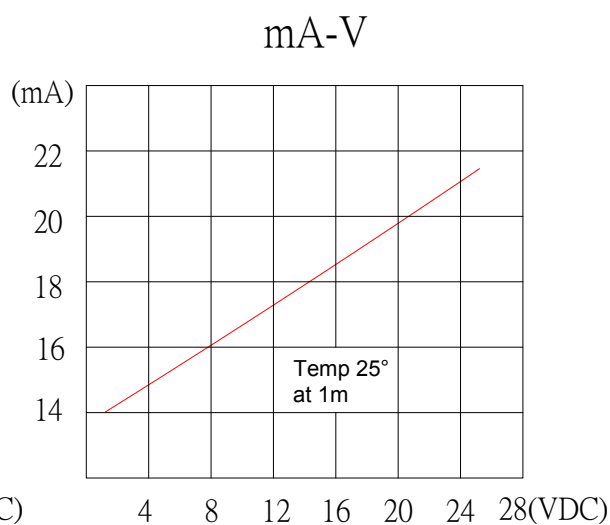
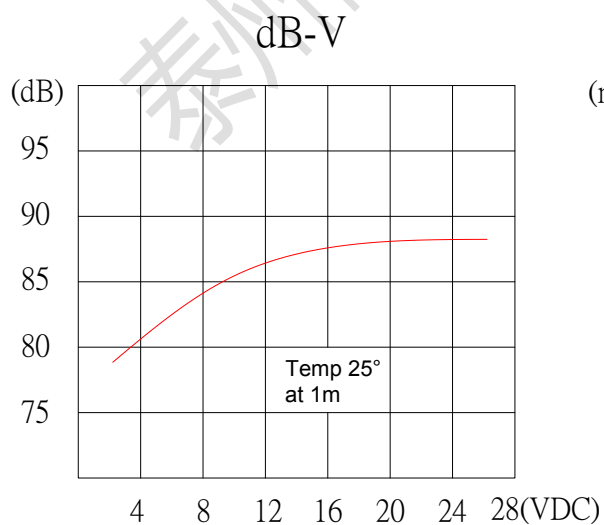
The oscillation frequency, current consumption and sound pressure are measured by the measuring instruments shown below



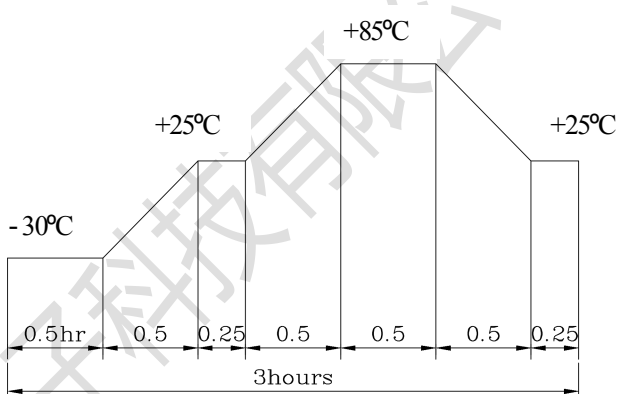
In the measuring test, buzzer is placed as follows:



E. VOLTAGE / CURRENT / SOUND PRESSURE CHARACTERISTICS



F. RELIABILITY TEST

NO.	ITEM	TEST CONDITION AND REQUIREMENT
1	High Temperature Test (Storage)	After being placed in a chamber with 85 °C for 96 hours and then being placed in normal condition for 2 hours. Allowable variation of SPL after test: 10dB.
2	Low Temperature Test (Storage)	After being Placed in a chamber with -30 °C for 96 hours and then being placed in normal condition for 2 hours. Allowable variation of SPL after test: 10dB.
3	Humidity Test	After being Placed in a chamber with 90-95% R.H. at 40 °C for 96 hours and then being placed in normal condition for 2 hours. Allowable variation of SPL after test: 10dB.
4	Temperature Cycle Test	The part shall be subjected to 5 cycles. One cycle shall be consist of :  Allowable variation of SPL after test: 10dB.
5	Drop Test	Drop on a hard wood board of 4cm thick, any directions ,6 times, at the height of 75cm . Allowable variation of SPL after test: 10dB.
6	Vibration Test	After being applied vibration of amplitude of 1.5mm with 10 to 55 Hz band of vibration frequency to each of 3 perpendicular directions for 2 hours . Allowable variation of SPL after test: 10dB.
7	Solderability Test	Lead terminals are immersed in rosin for 5 seconds and then immersed in solder bath of +300 °C for 3 1 seconds . 90% min. lead terminals shall be wet with solder (Except the edge of terminals).
8	Terminal Strength Pulling Test	The force of 9.8N(1.0kg) is applied to each terminal in axial direction for 10 seconds. No visible damage and cutting off.

TEST CONDITION.

Standard Test Condition	:	a) Temperature : +5 ~ +35°C	b) Humidity : 45-85%	c) Pressure : 860-1060mbar
一般测试条件	:	a) 温度 : +5 ~ +35°C	b) 湿度 : 45-85%	c) 气压 : 860-1060mbar
Judgment Test Condition	:	a) Temperature : +25 ± 2°C	b) Humidity : 60-70%	c) Pressure : 860-1060mbar
争议时测试条件	:	a) 温度 : +25 ± 2°C	b) 湿度 : 60-70%	c) 气压 : 860-1060mbar

G. PACKING STANDARD



每盒装 25PCS



使用 46cm*23cm*39cm 外箱，每箱装：25PCS/盒*20 盒=500PCS/箱