

REL-MR- 12DC/1ICT - Single relay



1081616

<https://www.phoenixcontact.com/us/products/1081616>

Please be informed that the data shown in this PDF document is generated from our online catalog. Please find the complete data in the user documentation. Our general terms of use for downloads are valid.



Pluggable miniature power relay, with tungsten pre-contact for high switch-on currents up to 800 A peaks, 1 N/O contact, input voltage: 12 V DC

Your advantages

- Safe isolation between coil and contact side
- High degree of protection up to RT III depending on type (wash-proof)
- Power contacts up to 16 A

Commercial data

Item number	1081616
Packing unit	10 pc
Minimum order quantity	10 pc
Note	Made to order (non-returnable)
Sales key	C460
Product key	CK6931
GTIN	4055626807881
Weight per piece (including packing)	15.94 g
Weight per piece (excluding packing)	15.94 g
Customs tariff number	85364900
Country of origin	AT

REL-MR- 12DC/1ICT - Single relay



1081616

<https://www.phoenixcontact.com/us/products/1081616>

Technical data

Product properties

Product type	Single relay
Operating mode	100% operating factor
Mechanical service life	3x 10 ⁷ cycles

Data management status

Date of last data management	25.06.2024
Article revision	00

Insulation characteristics

Insulation	Safe isolation, reinforced insulation
Overvoltage category	III
Pollution degree	3

Electrical properties

Maximum power dissipation for nominal condition	0.4 W
Test voltage (Winding/contact)	5 kV AC (50 Hz, 1 min., winding/contact)
Rated insulation voltage	250 V AC
Rated surge voltage	6 kV

Input data

Coil side

Nominal input voltage U _N	12 V DC
Input voltage range	9.6 V DC ... 27 V DC
Input voltage range in reference to U _N	see diagram
Drive and function	monostable
Drive (polarity)	non-polarized
Typical input current at U _N	33 mA
Typical response time	8 ms
Typical release time	3 ms
Coil resistance	360 Ω ±10 % (20 °C)

Output data

Switching

Contact switching type	1 N/O contact
Type of switch contact	Single contact
Contact material	AgSnO
Maximum switching voltage	250 V AC/DC
Minimum switching voltage	12 V (100 mA)
Limiting continuous current	16 A
Maximum inrush current	165 A (20 ms)

REL-MR- 12DC/1ICT - Single relay



1081616

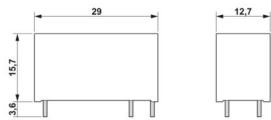
<https://www.phoenixcontact.com/us/products/1081616>

	800 A (200 µs)
Min. switching current	100 mA (at 12 V DC)
Interrupting rating (ohmic load) max.	384 W (at 24 V DC)
	58 W (at 48 V DC)
	48 W (at 60 V DC)
	50 W (at 110 V DC)
	80 W (at 220 V DC)
Switching capacity min.	4000 VA (for 250 V AC)
	1200 mW

Connection data

Connection method	Plug / solder connection
-------------------	--------------------------

Dimensions

Dimensional drawing	
Width	12.7 mm
Height	29 mm
Depth	15.7 mm

Material specifications

Color	white (RAL 9010)
-------	------------------

Environmental and real-life conditions

Ambient conditions

Degree of protection	RT II
Ambient temperature (operation)	-40 °C ... 85 °C
Ambient temperature (storage/transport)	-40 °C ... 85 °C
Altitude	≤ 2000 m

Approvals

Corrosive gas test

Identification	ISA-S71.04. G3 Harsh Group
	EN 60068-2-60

Standards and regulations

Standards/regulations	EN 50178
	EN 61810-1

Mounting

Mounting type	Plug-in mounting
---------------	------------------

REL-MR- 12DC/1ICT - Single relay



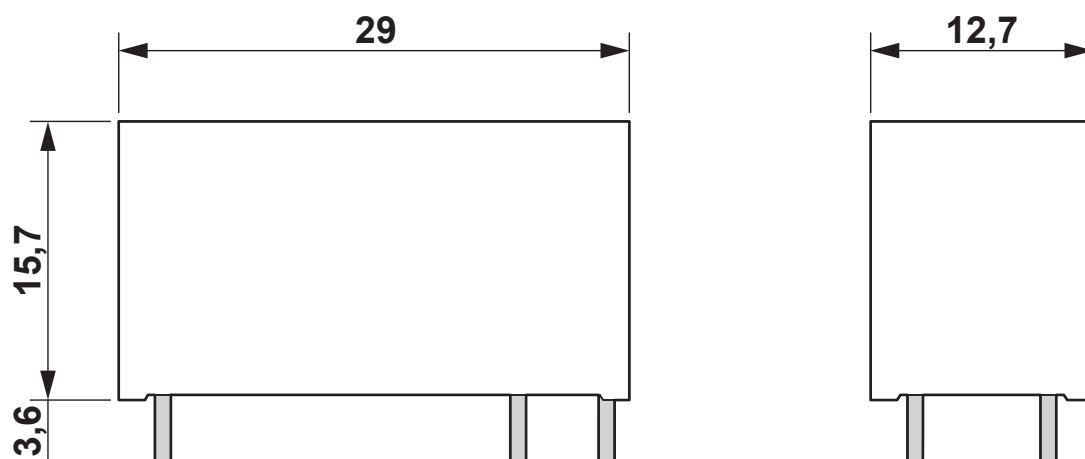
1081616

<https://www.phoenixcontact.com/us/products/1081616>

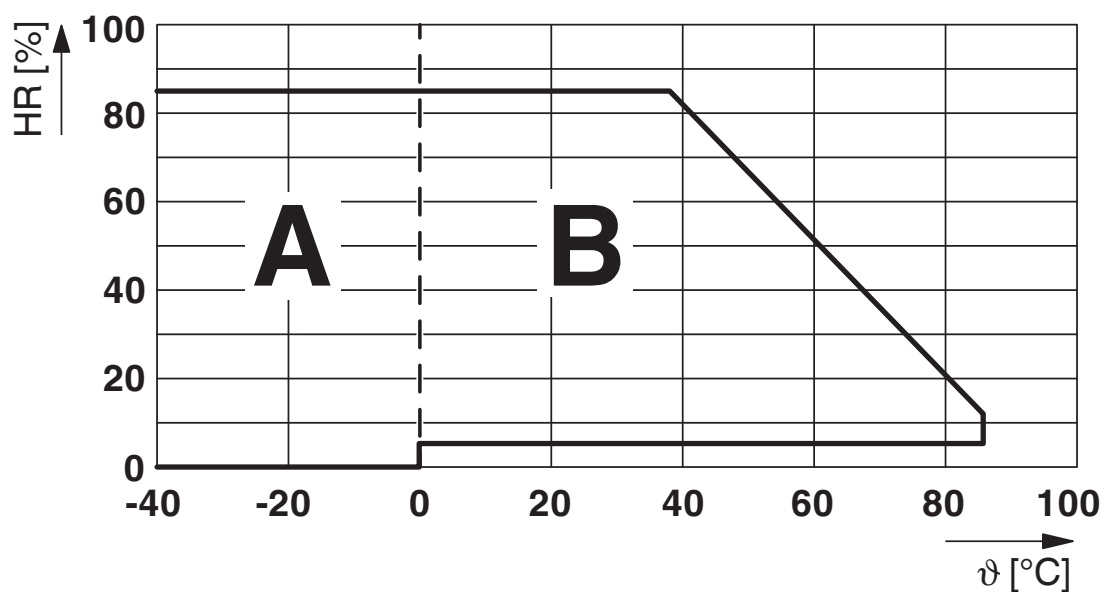
Assembly note	Can be aligned without spacing ($> 70\text{ °C} \geq 2.5\text{ mm}$)
Mounting position	any

Drawings

Dimensional drawing



Diagram



Permissible humidity for operation and storage.

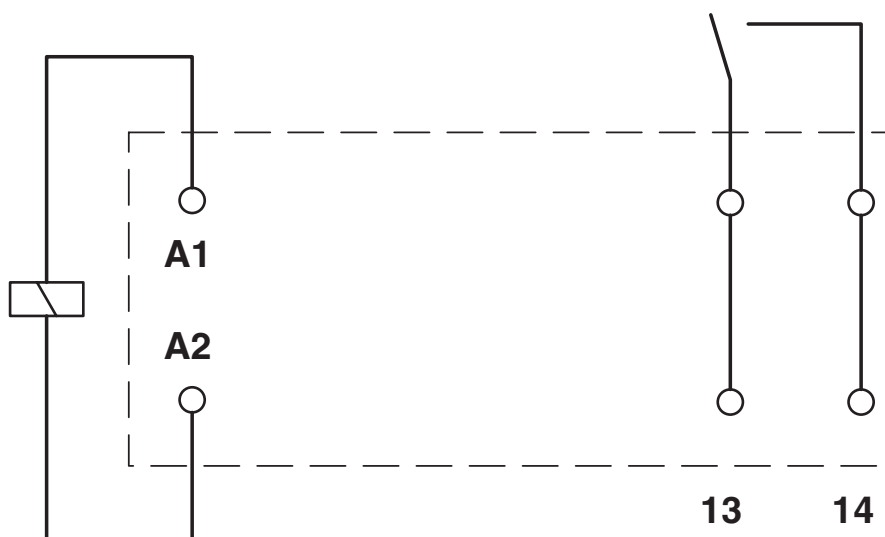
The maximum permissible ambient temperature as specified in the data sheet must be observed.

Area A: Ice buildup at ambient temperatures $\leq 0^\circ\text{C}$ must be prevented

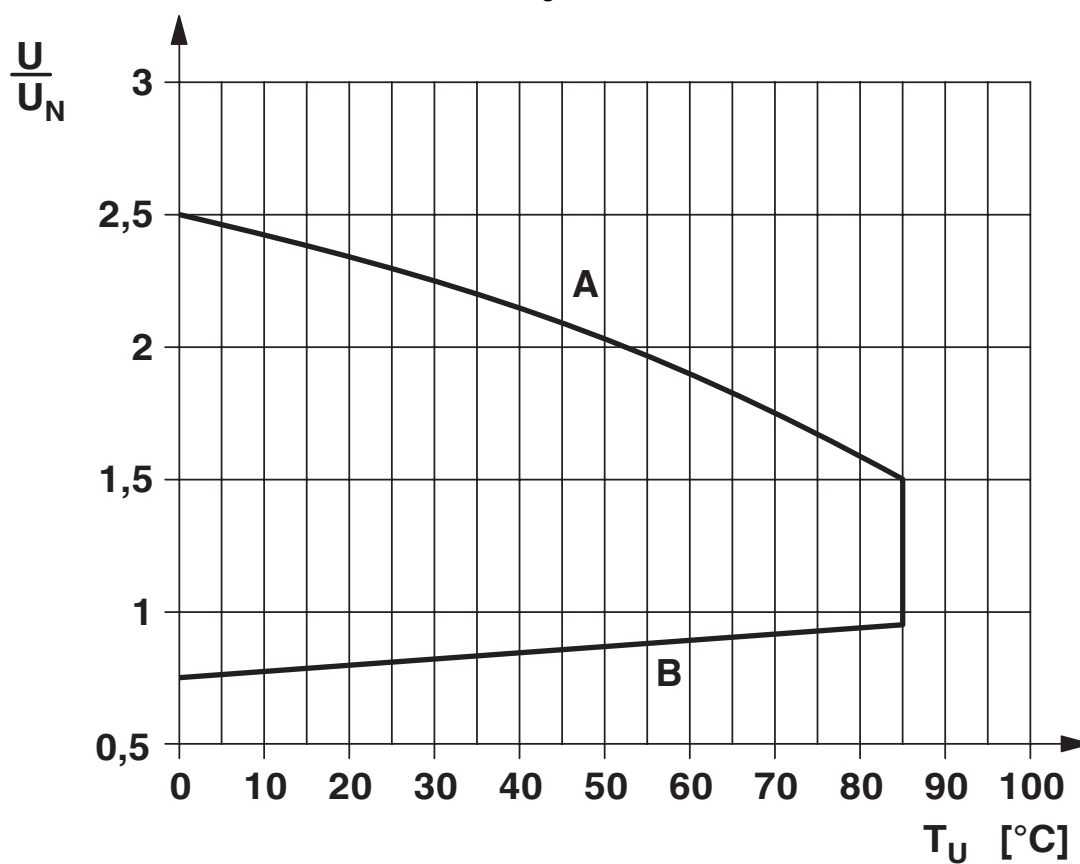
Area B: Condensation at ambient temperatures $> 0^\circ\text{C}$ must be prevented

On 30 full days that are naturally distributed across an entire year, a humidity level of 95% is permissible at an ambient temperature $\leq 25^\circ\text{C}$.

Circuit diagram



Diagram

**Curve A**Maximum permissible continuous voltage U_{\max} with limiting continuous current on the contact side (see relevant technical data)**Curve B**Minimum permissible operate voltage U_{op} after pre-excitation (see relevant technical data)

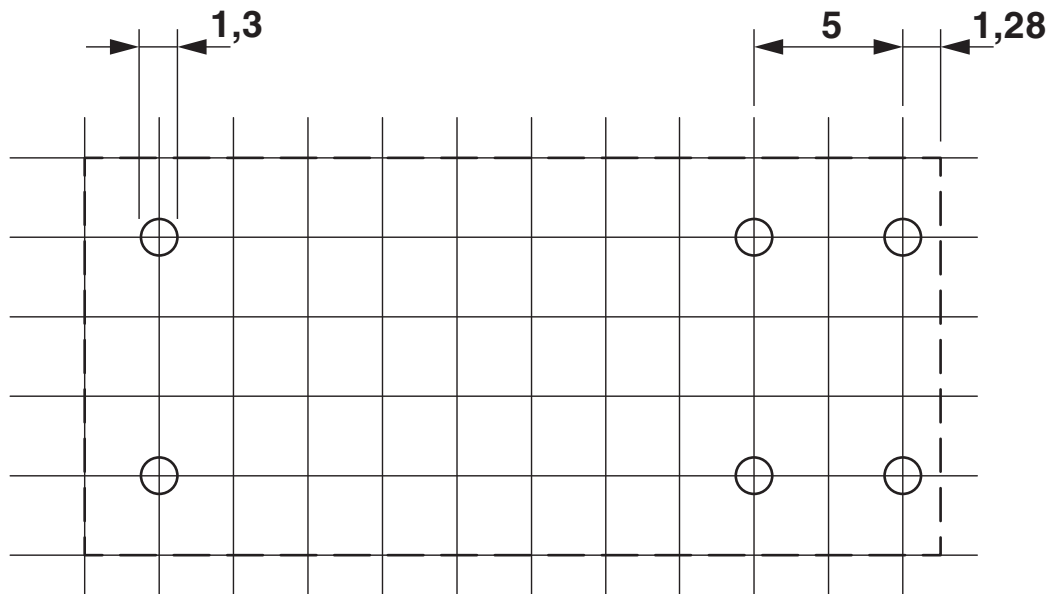
REL-MR- 12DC/1ICT - Single relay



1081616

<https://www.phoenixcontact.com/us/products/1081616>

Drilling plan/solder pad geometry



a = pitch division 2.5 mm


REL-MR- 12DC/1ICT - Single relay



1081616

<https://www.phoenixcontact.com/us/products/1081616>

Approvals

 To download certificates, visit the product detail page: <https://www.phoenixcontact.com/us/products/1081616>



cUL Recognized

Approval ID: FILE E 228652



UL Recognized

Approval ID: FILE E 228652



VDE Zeichengenehmigung

Approval ID: 40007758

cULus Recognized

REL-MR- 12DC/1ICT - Single relay



1081616

<https://www.phoenixcontact.com/us/products/1081616>

Classifications

ECLASS

ECLASS-11.0	27371601
ECLASS-12.0	27371601
ECLASS-13.0	27371601

ETIM

ETIM 9.0	EC001437
----------	----------

UNSPSC

UNSPSC 21.0	39122300
-------------	----------

REL-MR- 12DC/1ICT - Single relay



1081616
<https://www.phoenixcontact.com/us/products/1081616>

Environmental product compliance

EU RoHS	
Fulfills EU RoHS substance requirements	Yes, No exemptions
China RoHS	
Environment friendly use period (EFUP)	EFUP-E
	No hazardous substances above the limits
EU REACH SVHC	
REACH candidate substance (CAS No.)	No substance above 0.1 wt%

Phoenix Contact 2024 © - all rights reserved
<https://www.phoenixcontact.com>

Phoenix Contact USA
586 Fulling Mill Road
Middletown, PA 17057, United States
(+717) 944-1300
info@phoenixcon.com