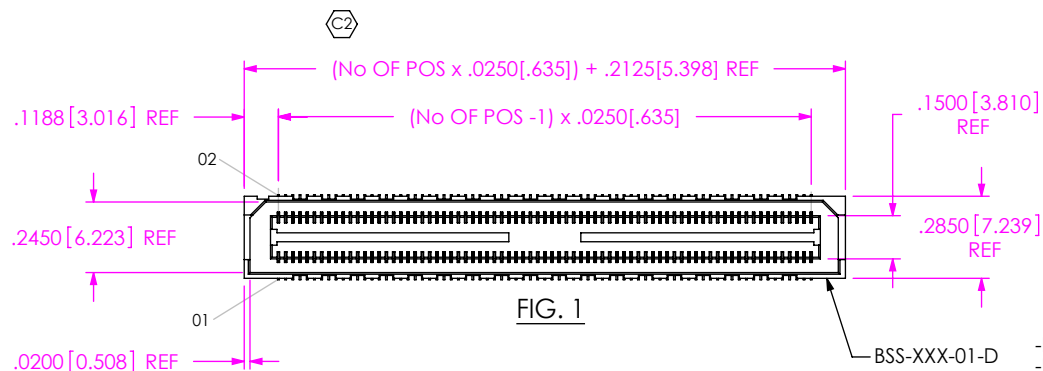


DO NOT  
SCALE FROM  
THIS PRINT

BSS-XXX-01-X-D-XX

No OF POSITIONS  
-025, -050, -075,  
\*-100, \*-125, \*-150  
(PER ROW)

OPTION

-A: ALIGNMENT PINS  
(USE BSS-XXX-01-D-A)  
-LC: LOCKING CLIPS  
(USE LC-08-TM-01)  
-TR: TAPE & REEL (100 POS MAX)

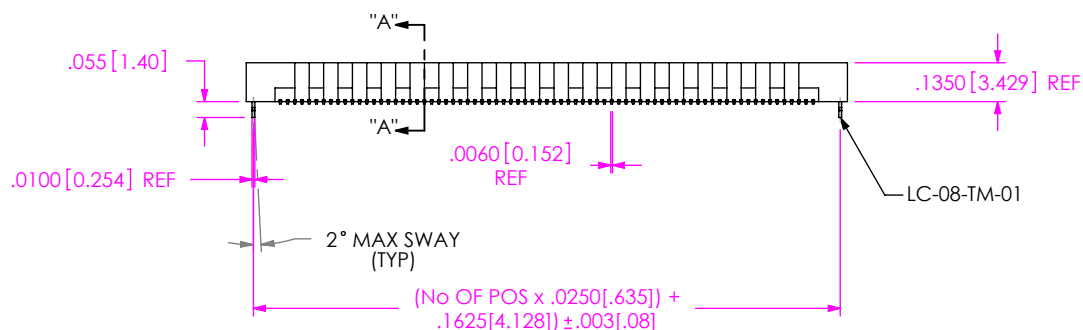
LEAD STYLE  
-01

ROW SPECIFICATION

-D: DOUBLE (USE BSS-XXX-01-D)

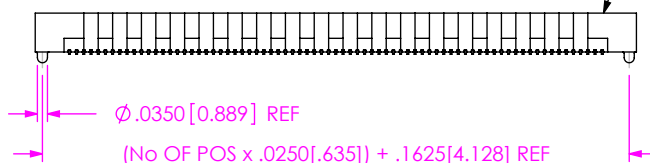
PLATING SPECIFICATION

-L: LIGHT SELECTIVE GOLD W/ MATTE TIN TAILS (USE C-126-21-L) (SEE NOTE 9 & 11)  
-F: FLASH SELECTIVE GOLD W/ MATTE TIN TAILS (USE C-126-21-F) (SEE NOTE 7,9 & 11)  
-H: HEAVY GOLD WITH MATTE TIN TAILS (USE C-126-21-H) (SEE NOTE 11)  
-C: ELECTRO-POLISHED SELECTIVE (USE C-126-21-C. SEE NOTE 11)



-LC: LOCKING CLIP OPTION SHOWN

BSS-XXX-01-D-A

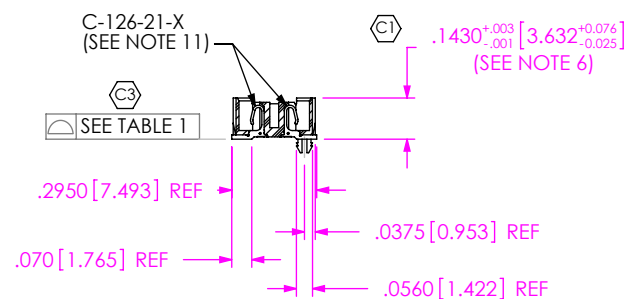


-A: ALIGNMENT PIN OPTION SHOWN

\*SEE NOTE 10

C-126-21-X  
(SEE NOTE 11)

C3  
SEE TABLE 1



NOTES:

1. C3 REPRESENTS A CRITICAL DIMENSION.
2. NOTE DELETED.
3. BURR ALLOWANCE: .0015 [.038] MAX.
4. MINIMUM PUSHOUT FORCE: .5 LB.
5. NOTE DELETED.
6. MAX VARIANCE OF .002[.51].
7. -L PLATING CAN BE SUBSTITUTED FOR-F PLATING.
8. RIBBED SIDEWALLS AT SAMTEC DISCRETION.
9. MAY SUBSTITUTE C-126-01-X FOR C-126-21-X.
10. FOR NEW APPLICATIONS REQUIRING THESE POSITIONS, PLEASE CONTACT SAMTEC INTERCONNECT PROCESSING GROUP.
11. -125 AND -150 POSITION PARTS USE C-269-11-X. DO NOT SUB C-126-XX-X.

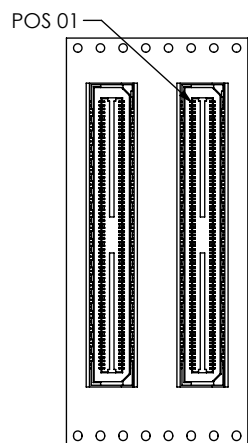
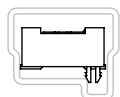


TABLE 1	
No OF POS	COPLANARITY
-025 THRU -075	.0040[.102]
-100 THRU -150	.0060[.152]

## TUBE VIEW

(PARTS TO BE LOADED WITH POSITION #1 IN  
SAME DIRECTION AS ARROW ON TUBE)TUBE: PT-1-24-03-78  
PLUG: TP-03

TAPE &amp; REEL VIEW

UNLESS OTHERWISE SPECIFIED,  
DIMENSIONS ARE IN INCHES.  
TOLERANCES ARE:  
DECIMALS ANGLES  
.XX: ±.01[.3]  
.XXX: ±.005[.13]  
.XXXX: ±.0020[.051]

## PROPRIETARY NOTE

THIS DOCUMENT CONTAINS INFORMATION  
CONFIDENTIAL AND PROPRIETARY TO  
SAMTEC, INC. AND SHALL NOT BE REPRODUCED  
OR TRANSFERRED TO OTHER DOCUMENTS OR  
DISCLOSED TO OTHERS OR USED FOR ANY  
PURPOSE OTHER THAN THAT WHICH IT WAS  
OBTAINED WITHOUT THE EXPRESSED WRITTEN  
CONSENT OF SAMTEC, INC.

MATERIAL:

DO NOT SCALE DRAWING

SHEET SCALE: 1:0.6666666666666667

INSULATOR: LCP, COLOR: BLACK. FLAMMABILITY RATING: UL94V0  
CONTACT: PHOS BRONZE

DESCRIPTION:

.635mm DOUBLE ROW SOCKET ASSEMBLY

DWG. NO.

BSS-XXX-01-X-D-XX

BY: DEAN P

06/23/1999

SHEET 1 OF 1

F:\DWG\MISC\mktg\BSS-XXX-01-X-D-XX-MKT.SLDDRW

**samtec**

520 PARK EAST BLVD. NEW ALBANY, IN 47150  
PHONE: 812-944-6733 FAX: 812-948-5047  
e-Mail: info@SAMTEC.com code: 55322