

THIS DRAWING IS UNPUBLISHED. RELEASED FOR PUBLICATION
 © COPYRIGHT - By - ALL RIGHTS RESERVED.

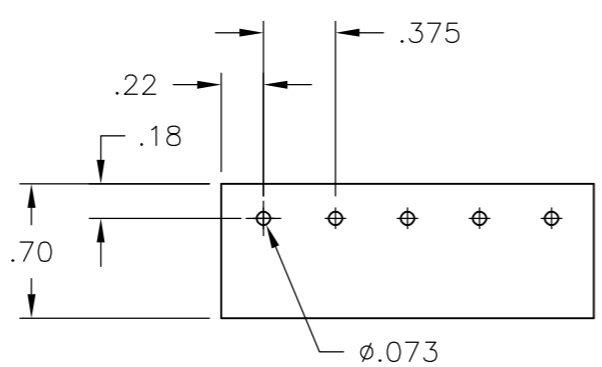
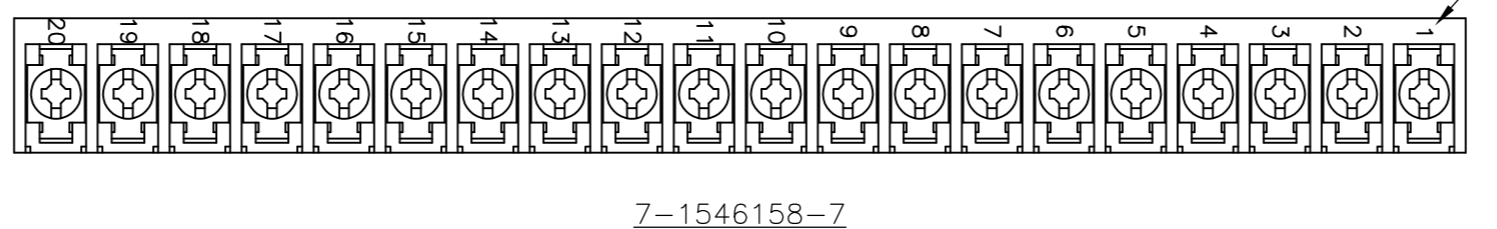
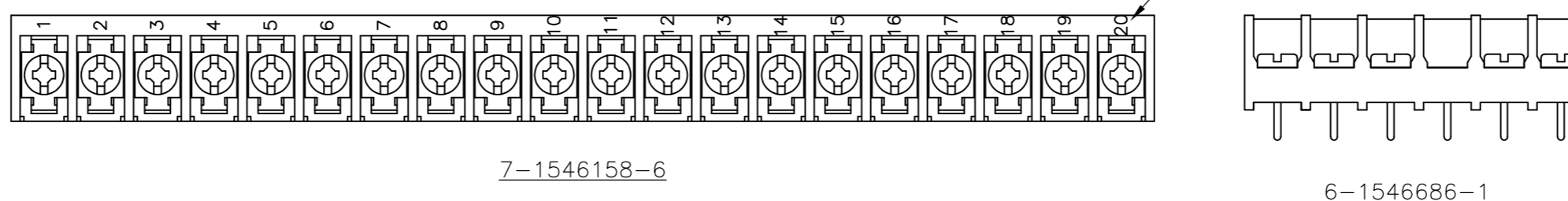
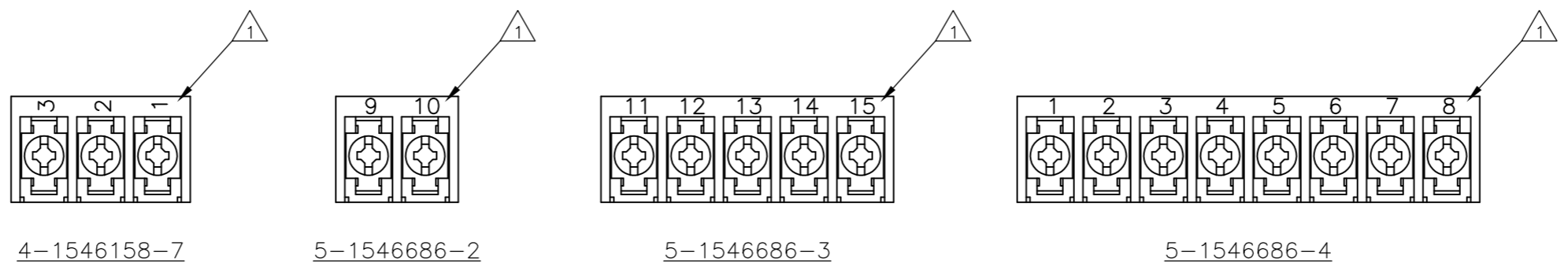
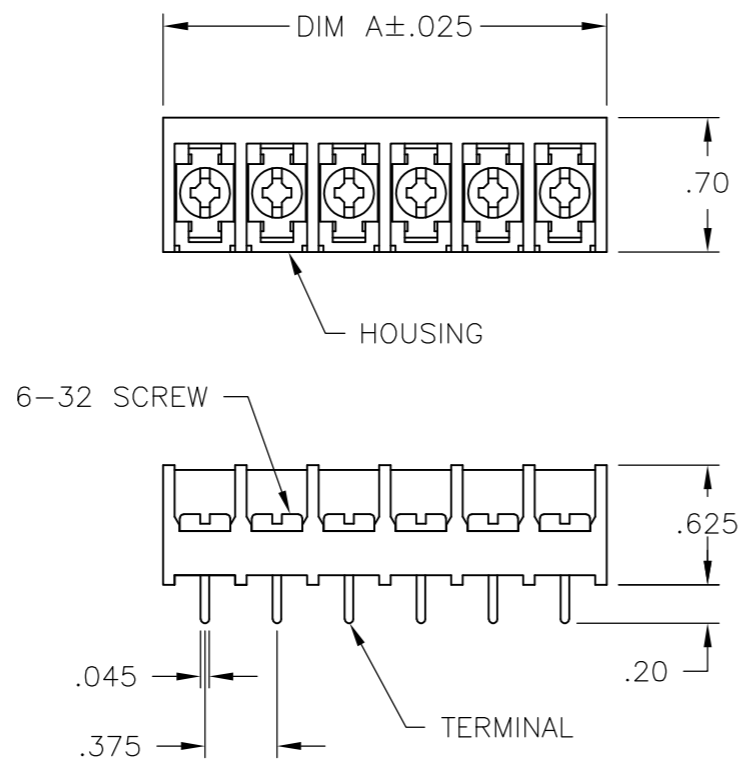
LOC	DIST	REVISIONS					
FT	0	P	LTR	DESCRIPTION	DATE	DWN	APVD
		C4		REVISED PER ECO-11-014078	12JUL11	HMR	CR

MATERIAL:
 HOUSING: THERMOPLASTIC, UL94V-0 BLACK.
 TERMINALS: BRIGHT TIN PLATED, COPPER ALLOY.
 SCREWS: 6-32, STEEL, ZINC PLATED WITH CLEAR CHROMATE.
 UNLESS OTHERWISE NOTED.

ELECTRICAL:
 RATED CURRENT UL/CSA:
 CLASS C: 25A, 300V.
 CLASS D: 5A, 600V.
 WIRE RANGE: 12-22 AWG

MECHANICAL:
 RECOMMENDED TIGHTENING TORQUE: 7 IN.-LBS.
 OPERATING TEMP.: 105°C MAX

- 1 MARK WITH WHITE PERMANENT INK.
- 2 ALL SCREWS TO BE DRIVEN DOWN TO TERMINAL SURFACE.
- 3 STAINLESS STEEL SCREWS.
- 4 NICKEL PLATED BRASS SCREWS.
- 5 PRELIMINARY PART NUMBER.



RECOMMENDED PCB LAYOUT

THIS DRAWING IS A CONTROLLED DOCUMENT.

DIMENSIONS:	TOLERANCES UNLESS OTHERWISE SPECIFIED:
INCHES	0 PLC ± -
	1 PLC ± -
	2 PLC ± .01
	3 PLC ± .005
	4 PLC ± -
	ANGLES ± 1°
MATERIAL	FINISH
-	-

DWN	S SCHLEGEL	23APR03
CHK	S YODER	4/23/04
APVD	S YODER	4/23/04
PRODUCT SPEC	NAME	
APPLICATION SPEC	6PCV-XX-007 ASSEMBLY	
WEIGHT	-	RESTRICTED TO
CUSTOMER DRAWING	SCALE NTS	SHEET 1 of 1
SIZE	CAGE CODE	DRAWING NO
A2	00779	C=4-1437652-0
REV	C4	

	DIM A	NO OF POS	CATALOG NUMBER	PART NO
OBSOLETE	11.311	30	6PCV-30-007	8-1546158-7
	11.311	30	6PCV-30-007	1546814-2
	10.936	29	6PCV-29-007	1546814-1
	10.561	28	6PCV-28-007	2-1546686-1
	10.186	27	6PCV-27-007	2-1546686-0
	9.811	26	6PCV-26-007	8-1546158-4
	9.436	25	6PCV-25-007	1-1546686-9
3	9.061	24	6PCV-24-723	3-1437654-8
	9.061	24	6PCV-24-007	8-1546158-3
	8.686	23	6PCV-23-007	1-1546686-8
	8.311	22	6PCV-22-007	1-1546686-7
	7.936	21	6PCV-21-007	1-1546686-6
3	7.561	20	6PCV-20-720	2-1437654-7
SEE FIGURE	7.561	20	6PCV-20-1360	7-1546158-7
SEE FIGURE	7.561	20	6PCV-20-1359	7-1546158-6
	7.561	20	6PCV-20-007	7-1546158-3
	7.186	19	6PCV-19-007	1-1546686-5
3	6.811	18	6PCV-18-1390	1546262-5
	6.811	18	6PCV-18-007	1437654-8
3	6.436	17	6PCV-17-1206	1437654-1
	6.436	17	6PCV-17-007	1-1546686-4
3	6.061	16	6PCV-16-719	9-1437653-4
	6.061	16	6PCV-16-007	8-1437653-1
3	5.686	15	6PCV-15-993	7-1437653-6
	5.686	15	6PCV-15-007	7-1437653-5
3	5.311	14	6PCV-14-1205	7-1437653-0
	5.311	14	6PCV-14-007	6-1437653-7
3	4.936	13	6PCV-13-1194	6-1437653-5
	4.936	13	6PCV-13-007	6-1546158-7
3	4.561	12	6PCV-12-718	5-1437653-8
	4.561	12	6PCV-12-007	5-1437653-2
	4.186	11	6PCV-11-007	1-1546686-3
4	3.811	10	6PCV-10-003	6-1546158-1
3	3.811	10	6PCV-10-1193	3-1437653-8
	3.811	10	6PCV-10-007	3-1437653-6
5 4	3.436	9	6PCV-09-003	5-1546686-5
3	3.436	9	6PCV-09-1270	2-1437653-8
	3.436	9	6PCV-09-007	2-1437653-6
1	3.061	8	6PCV-08-1397	5-1546686-4
3	3.061	8	6PCV-08-717	1-1437653-9
	3.061	8	6PCV-08-007	1-1437653-4
	2.686	7	6PCV-07-007	1437653-8
3	2.311	6	6PCV-06-716	1437653-1
	2.311	6	6PCV-06-007	9-1437652-6
SEE FIGURE	2.311	5	6PCV-06-1173	6-1546686-1
1 5	1.936	5	6PCV-05-1396	5-1546686-3
3	1.936	5	6PCV-05-1341	8-1437652-6
	1.936	5	6PCV-05-007	5-1546158-1
3	1.561	4	6PCV-04-715	7-1437652-5
	1.561	4	6PCV-04-007	6-1437652-8
SEE FIGURE	1.186	3	6PCV-03-1256	4-1546158-7
	1.186	3	6PCV-03-003	1546119-2
	1.186	3	6PCV-03-007	5-1437652-5
1	.811	2	6PCV-02-1395	5-1546686-2
3	.811	2	6PCV-02-1339	4-1437652-6
	.811	2	6PCV-02-007	4-1437652-0

Mouser Electronics

Authorized Distributor

Click to View Pricing, Inventory, Delivery & Lifecycle Information:

[TE Connectivity:](#)

[6PCV-07-007](#)