




(1,00 mm) .0394"



CLM, MLE SERIES

RUGGED RELIABLE MICRO SOCKETS

SPECIFICATIONS

For complete specifications and recommended PCB layouts see www.samtec.com?CLM or www.samtec.com?MLE

Insulator Material:
Black LCP

Contact Material:
CLM: Phosphor Bronze
MLE: BeCu

Plating:
CLM: Au or Sn over 50µ" (1,27 µm) Ni
MLE: Au over 10µ" (0,25 µm) Ni

Current Rating (CLM/FTM):
2.8 A per pin
(1 pin powered per row)

Current Rating (MLE/FTM):
2.9 A per pin
(1 pin powered per row)

Operating Temp Range:
-55°C to +125°C

Contact Resistance:
CLM: 15 mΩ

Max Cycles:
CLM: 100 with 10µ" (0,25 µm) Au
Voltage Rating:
MLE: 310 VAC

Insertion Depth:
CLM: Top Entry = (1,40 mm) .055" min., Bottom Entry = (2,41 mm) .095" min.
(Add board thickness for correct post OAL)

MLE: (1,63 mm) .064" to (3,18 mm) .125" with (0,38 mm) .015" wiper, pass-through, or (2,44 mm) .096" minimum for bottom entry

Insertion Force:
CLM: 1.5 oz (0,42 N) average
MLE: 2.70 oz (0,75 N) average

Normal Force:
CLM: 40 grams (0,39 N) average

Withdrawal Force:
CLM: .75 oz (0,21 N) average
MLE: 0.50 oz (0,14 N) average

RoHS Compliant: Yes

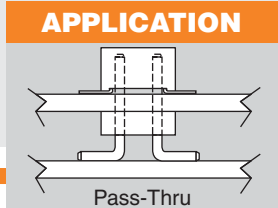
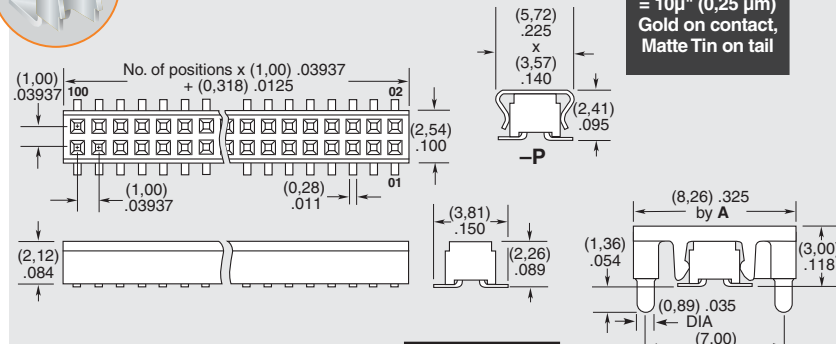
Lead-Free Solderable: Yes

SMT Lead Coplanarity:
(0,10 mm) .004" max (02-25)
(0,15 mm) .006" max (26-50)



Mates with:
FTM, FTMH, MW

02 thru 50



PIN/ROW	A
04-15	(3,56) .140
16-50	(7,11) .280

-F
= Gold flash on contact, Matte Tin on tail

-L
= 10µ" (0,25 µm) Gold on contact, Matte Tin on tail

-BE
= Bottom Entry (Required for bottom entry)

-K
= (3,50 mm) .138" DIA Polyimide film Pick & Place Pad (7 positions minimum)

-P
= Pick & Place Pad (7 positions minimum)

-PA
= Pick & Place Pad with integral Alignment Pin

-TR
= Tape & Reel Packaging

ALSO AVAILABLE (MOQ Required)

- Alignment pin
- Other Gold plating options

Contact Samtec.

RECOGNITIONS

For complete scope of recognitions see www.samtec.com/quality

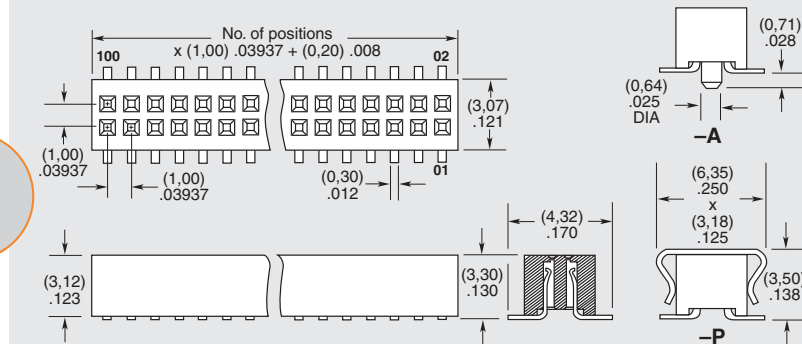


Note: Some lengths, styles and options are non-standard, non-returnable.



Mates with:
FTM, FTMH, MW

02 thru 50



-G
= 10µ" (0,25 µm) Gold

-A
= Alignment Pin (3 positions minimum) Metal or plastic at Samtec discretion.

-K
= (4,00 mm) .1575" DIA Polyimide film Pick & Place Pad (5 positions minimum)

-P
= Metal Pick & Place Pad (5 positions minimum)

-TR
= Tape & Reel Packaging