



ROHS

## SPECIFICATION OF PRODUCT

### 承认书

CUSTOMER: \_\_\_\_\_

DESCRIPTION: Piezo Buzzer

JINGYIN P/N: FSD-4218 音乐声

CUSTOMER P/N: \_\_\_\_\_

DATE: 2018-8-28

CUSTOMER	APPROVER	CHECKER
	Cui	Bing Yan

### 泰州福声电子科技有限公司

地址:江苏省泰州市海陵区凤凰西路 98 号

电话: 0086-523-86219066 传真: 0086-523-81601108

邮箱: sales@electronic-tech.cn

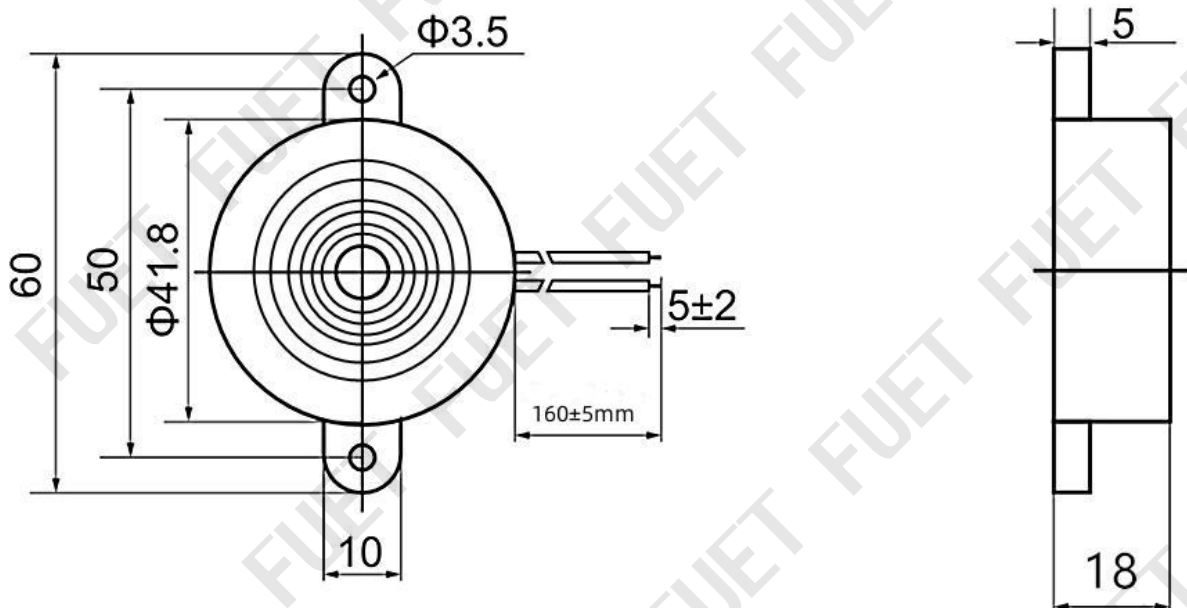
网址: [www.tzfsdz.com](http://www.tzfsdz.com)



## 1.SPECIFICATION 规格

No.	Item	Unit	Specification	Condition
1	Oscillation Frequency	Hz	2900	
2	Operating Voltage	VDC	3~ 24	
3	Rated Voltage	VDC	12	
4	Current Consumption	mA	MAX. 20	at Rated Voltage
5	Sound Pressure Level	dB	MIN. 95	at 10cm at Rated Voltage
6	Operating Temperature	℃	-20 ~ +70	
7	Storage Temperature	℃	-30 ~ +85	
8	Dimension	mm	Φ42.0x H18	See appearance drawing
9	Weight (MAX)	gram	11	
10	Housing Material		ABS( Black )	
11	Leading Pin		Wire Type	See appearance drawing
12	Environmental Protection Regulation		RoHS	

## 2. APPEARANCE DRAWING 尺寸图



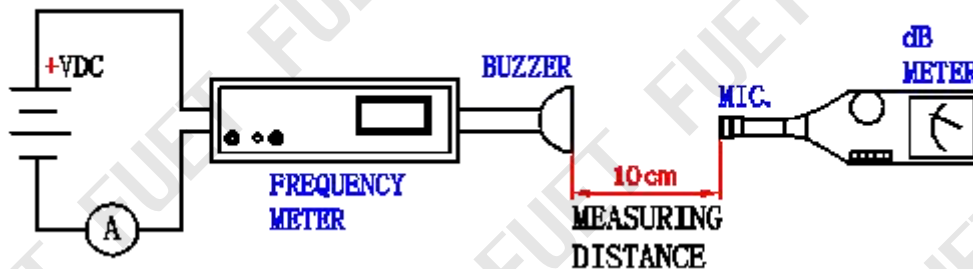
### 3.TESTING METHOD 测量方式

#### Standard Measurement conditions

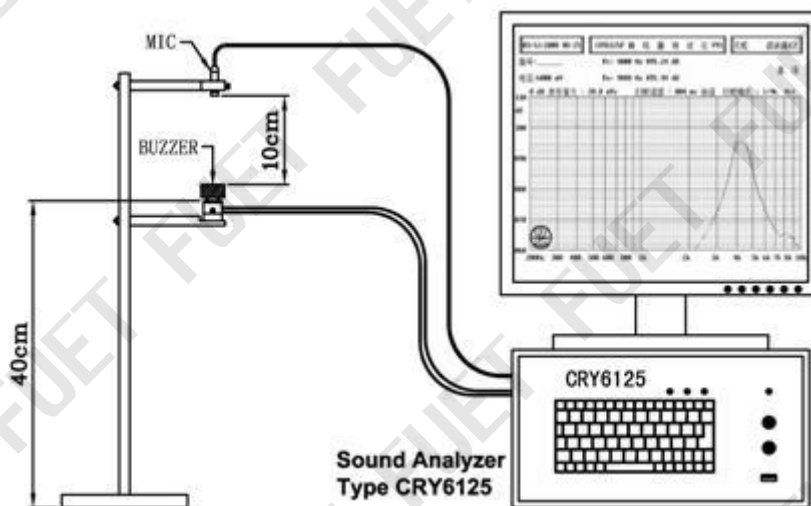
Temperature:  $25 \pm 2^\circ\text{C}$  Humidity: 45-65%

#### Acoustic Characteristics:

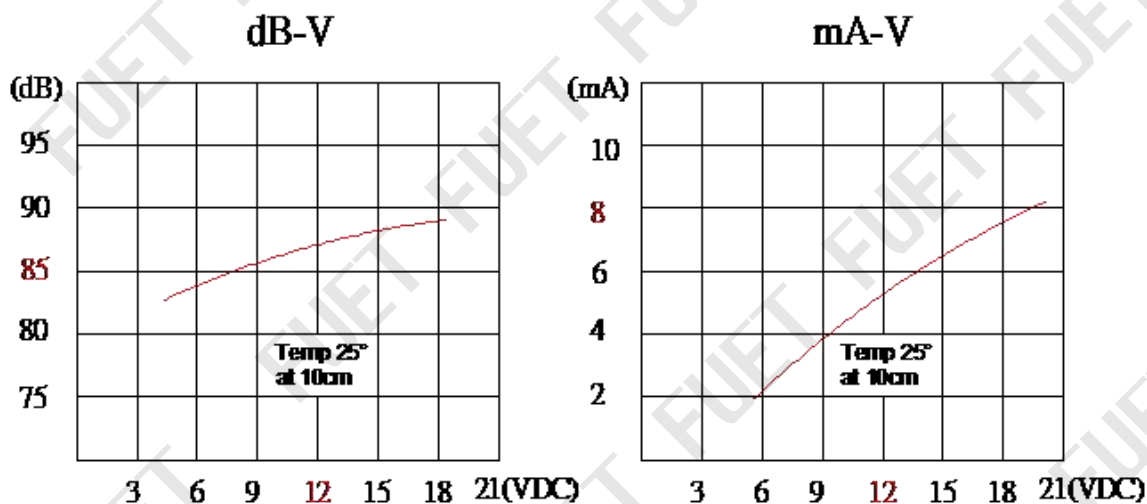
The oscillation frequency, current consumption and sound pressure are measured by the measuring instruments shown below



In the measuring test, buzzer is placed as follows:



### 4. VOLTAGE / CURRENT / SOUND PRESSURE CHARACTERISTICS



## 5. RELIABILITY TEST 可靠性测试

NO.	ITEM	TEST CONDITION AND REQUIREMENT
1	High Temperature Test (Storage)	After being placed in a chamber with 85 °C for 96 hours and then being placed in normal condition for 2 hours. Allowable variation of SPL after test: 10dB.
2	Low Temperature Test (Storage)	After being Placed in a chamber with -30 °C for 96 hours and then being placed in normal condition for 2 hours. Allowable variation of SPL after test: 10dB.
3	Humidity Test	After being Placed in a chamber with 90-95% R.H. at 40 °C for 96 hours and then being placed in normal condition for 2 hours. Allowable variation of SPL after test: 10dB.
4	Temperature Cycle Test	<p>The part shall be subjected to 5 cycles. One cycle shall be consist of:</p>  <p>Allowable variation of SPL after test: 10dB.</p>
5	Drop Test	Drop on a hard wood board of 4cm thick, any directions ,6 times, at the height of 75cm . Allowable variation of SPL after test: 10dB.
6	Vibration Test	After being applied vibration of amplitude of 1.5mm with 10 to 55 Hz band of vibration frequency to each of 3 perpendicular directions for 2 hours . Allowable variation of SPL after test: 10dB.
7	Solderability Test	Lead terminals are immersed in rosin for 5 seconds and then immersed in solder bath of +300 °C for 3 ~ 1 seconds . 90% min. lead terminals shall be wet with solder (Except the edge of terminals).
8	Terminal Strength Pulling Test	The force of 9.8N(1.0kg) is applied to each terminal in axial direction for 10 seconds. No visible damage and cutting off.

### TEST CONDITION.

Standard Test Condition	:	a) Temperature : +5 ~ +35°C	b) Humidity : 45-85%	c) Pressure : 860-1060mbar
一般测试条件	:	a) 温度 : +5 ~ +35°C	b) 湿度 : 45-85%	c) 气压 : 860-1060mbar
Judgment Test Condition	:	a) Temperature : +25 ± 2°C	b) Humidity : 60-70%	c) Pressure : 860-1060mbar
争议时测试条件	:	a) 温度 : +25 ± 2°C	b) 湿度 : 60-70%	c) 气压 : 860-1060mbar