

V15 SERIES

004945

Issue 13

MICRO SWITCH Standard Miniature Basic Switches

DESCRIPTION

Honeywell's MICRO SWITCH V-Basic Standard Switch, V15 Series is an electromechanical switch designed to provide outstanding value in a reliable global package. This switch is often ideal for "low-cost-of-failure" applications, where the cost is minimal to replace or service any failure related to the switch. With a wide variety of operating forces, and amperage ratings, the V15 is designed for numerous types of applications.

Available in both pin plunger and levered styles, the V15 Series also offers a multitude of termination styles to fit almost any application.

DIFFERENTIATION


- Choice of actuation, termination, and operating characteristics that can allow for flexibility in numerous types of applications
- With a broad current capacity, one switch package can control a wide range of electrical loads

VALUE TO CUSTOMERS

- Wide choice of electrical ratings: 0.1 A, 5 A, 10 A, 16 A, 22 A, 26 A
- Certified for global use: UL/cUL, ENEC, CQC
- Available with pin plungers or integral levers to meet multiple application and equipment requirements

FEATURES

- Broad range of electrical loads: 0.1 A, 5 A, 10 A, 16 A, 22 A, 26 A
- Long service life: over one million mechanical operations
- Gold contacts are also available for controlling logic level/low energy circuits
- World-wide package size acceptance
- UL/CSA, cUL, ENEC, and CQC approvals
- Variants with cadmium-free and optimized contacts available



APPLICATIONS

- Appliances
- Furnaces
- Gaming machines
- Ice makers
- Power washers
- Vending machines

PORTFOLIO



Honeywell offers a wide range of MICRO SWITCH basic switches. These include the large basic switches, V Series basic switches, miniature basic switches, watertight switches and special duty basic switches.

To view the entire product portfolio, [click here](#).

Honeywell

MICRO SWITCH STANDARD BASIC SWITCHES, V15 SERIES

TABLE 1. SPECIFICATIONS

CHARACTERISTIC	PARAMETER
Circuitry	SPDT, SPNO, SPNC
Operating force	0,15 N to 3,92 N [15g to 400 g]
Termination	quick connect; 6,35 mm x 0,80 mm [0.250 in x 0.032 in] quick connect 4,80 mm x 0,80 mm [0.187 in x 0.032 in] quick connect 4,80 mm x 0,50 mm [0.187 in x 0.020 in] push-in terminals; RAST-5 250#; RAST-7 250#; short solder; slot-hole solder; solder; right side PCB; left side PCB; straight PCB; screw; oblique screw
Actuators	pin plunger, integral lever options
Agency certification	ENEC, CQC, UL, cUL
Operating temperature (manufacturer specified)	code S: -25 °C to 85 °C [-13 °F to 185 °F] code T: -25 °C to 125 °C [-13 °F to 257 °F] code H: -25 °C to 150 °C [-13 °F to 302 °F]
Humidity	Validated to 240 hours at 40°C [40°F], 95 %RH
Mechanical life (cycles)	1 million cycles (except for 200 g versions of V15S05 and V15T10 which are 500,000 cycles)
Contact material	silver (≤5 A), silver cadmium oxide (>5 A); gold-plated and cadmium-free options available
Housing material	PBT thermoplastic polyester (standard) PET thermoplastic polyester (V15H high temperature, 150 °C [302 °F])




TABLE 2. ELECTRICAL RATINGS

RATING/ NOMENCLATURE CODE	UL/CUL (CUL 61058-1, FILE 12252) AMERICAS	ENEC (IEC 61058-1) EUROPE CQC (GB15092-1) ASIA-PACIFIC
05	5 GPA 125/250 Vac; 0.1 GPA 125/250 Vac 1/10 HP 125/250 Vac 0.1 RA 48 Vdc 10,000 cycles	0.1 A 125/250 Vac; 0.1 A 48 Vdc 5 (2.5) A 125/250 Vac 50,000 cycles (Contacts "A" & "F") 25,000 cycles (Contact "M")
H10	10 GPA 125/250 Vac 1/2 HP 125/250 Vac 1.0 RA 30 Vdc 100,000 cycles	0.5 A 125 Vdc, 0.25 A 250 Vdc 10(3) A 125/250 Vac 50,000 cycles (Contacts "A" & "F") Contact "M" option not available
T10	11 GPA 125/250 Vac 1/3 HP 125/250 Vac 0.5 RA 125 Vdc 0.25 RA 250 Vdc 10,000 cycles	0.5 A 125 Vdc; 0.25 A 250 Vdc 10 (3) A 125/250 Vac 50,000 cycles (Contacts "A" & "F") Contact "M" option not available
S11	11 (3) 125/250 Vac 50,000 cycles	11 (3) 125/250 Vac 50,000 cycles (Contacts "A" & "F") Contact "M" option not available (ENEC only)
16	16 GPA 125/250 Vac 1/2 HP 125/250 Vac 10,000 cycles	16 (4) A 250 Vac 50,000 cycles (Contacts "A" & "F") 25,000 cycles (Contact "M")
22	22 GPA 125/250 Vac 1 HP 125/250 Vac 10,000 cycles	22 (8) A 250 Vac 50,000 cycles (Contacts "A" & "F") 25,000 cycles (Contact "M")
26	26 GPA 125/250 Vac 2 HP 250 Vac	0.02 A 250 Vac 26 (10) A 250 Vac 50,000 cycles (Contacts "A" & "F") 25,000 cycles (Contact "M")

- RA = Resistive Amps (Resistive Load)
- GPA = General Purpose Amps (Inductive Load, 75 % to 80 % power factor)
- VL = Lamp Load
- XX (Y) = XX max. resistive value (Amps) and (Y) max. inductive value (Amps)




MICRO SWITCH STANDARD BASIC SWITCHES, V15 SERIES

V15S05 PRODUCT NOMENCLATURE

Switch Type	Temperature Grade	Electrical Rating	Terminal Type	Housing Type	Circuit Code	Operating Force (at pin plunger max)	Lever Position	Lever Type	Mounting Holes	Special Designator						
V15 Series Standard Basic Switch	S 85 °C [185 °F] (for "05" and "11" ratings only)	05 0.1 A 48 Vdc / 125 Vac/250 Vac 5 A 125 Vac/250 Vac	C Quick connect 6.30 mm x 0.80 mm [0.250 in x 0.032 in]	Basic (blank) 	Z SPDT	015 15 gf; 0.15 N	A Pin plunger, no lever (blank)	06 No Lever (blank)	K Metric Ø 3.1 mm (blank)	A special designator letter is used only when there is a special modification to the switch. Review Product Specification to determine the exact differences. Below is an example. A Gold-plated contacts M Optimized contacts***						
			D Quick connect 4.70 mm x 0.80 mm [0.187 in x 0.032 in]								1 Flat 	P SPST-NO	025 25 gf; 0.25 N	A Far from pin plunger	01 Short straight lever	K USA Ø 2.9 mm
			E Quick connect 4.70 mm x 0.50 mm [0.187 in x 0.020 in]								2 Fully flat 	C SPST-NC	050 50 gf; 0.49 N	B Near pin plunger	02 Standard straight lever	
			F Screw terminal w/ pressure plate									100 100 gf; 0.96 N	03 Long straight lever			
			U Push-in terminal (used only in combination with "S11")									200 200 gf; 1.96 N	04 Simulated roller lever			
							05 Roller lever									
								06 Long roller lever								
								** Special								


* Type "11" rating only available with U terminal type and 200 gf operating force.
 ** Additional code assigned for specials
 *** "M" contact designation not allowed with "11" electrical rating

V15T10 PRODUCT NOMENCLATURE

Switch Type	Temperature Grade	Electrical Rating	Terminal Type	Housing Type	Circuit Code	Operating Force (at pin plunger max)	Lever Position	Lever Type	Mounting Holes	Special Designator					
V15 Series Standard Basic Switch	T 125 °C [257 °F]	10 0.5 A 125 Vdc, 0.25 A 250 Vdc 4 A 125 Vac (lamp load)* 10 A/11 A 125 Vac/250 Vac 1/3 HP 125 Vac/250 Vac	C Quick connect 6.30 mm x 0.80 mm [0.250 in x 0.032 in]	Basic (blank) 	Z SPDT	050 50 gf; 0.49 N	A Pin plunger, no lever (blank)	06 No Lever (blank)	K Metric Ø 3.1 mm (blank)	A special designator letter is used only when there is a special modification to the switch. Review Product Specification to determine the exact differences. Below is an example. A Gold-plated contacts F Cadmium-free contacts					
			D Quick connect 4.70 mm x 0.80 mm [0.187 in x 0.032 in]								1 Flat 	P SPST-NO	100 100 gf; 0.96 N	A Far from pin plunger	01 Short straight lever
			E Quick connect 4.70 mm x 0.50 mm [0.187 in x 0.020 in]								2 Fully flat 	C SPST-NC	200 200 gf; 1.96 N	B Near pin plunger	02 Standard straight lever
			F Screw terminal w/ pressure plate									03 Long straight lever			
												04 Simulated roller lever			
					05 Roller lever										
							06 Long roller lever								
							** Special								

** Additional code assigned for specials

V15H16/T16/T22/H22/T26 PRODUCT NOMENCLATURE

Switch Type	Temperature Grade	Electrical Rating	Terminal Type	Housing Type	Circuit Code	Operating Force (at pin plunger max)	Lever Position	Lever Type	Mounting Holes	Special Designator							
V15 Series Standard Basic Switch	T 125 °C [257 °F] H 150 °C [302 °F]	10 0.5 A 125 Vdc, 0.25 A 250 Vdc 1 A 30 Vdc 10 A 1/2 HP 125 Vac/250 Vac (H temperature grade only) 16 16 A 125 Vac/250 Vac 1/2 HP 125 Vac/250 Vac 22 22 A 125 Vac/250 Vac 1 HP 125 Vac/250 Vac 26 0.02 A 250 Vac 26 A 250 Vac 2 HP 250 Vac	C Quick connect 6.30 mm x 0.80 mm [0.250 in x 0.032 in]	Basic (blank) 	Z SPDT	100 100 gf; 0.96 N	A Pin plunger, no lever (blank)	06 No Lever (blank)	K Metric Ø 3.1 mm (blank)	A special designator letter is used only when there is a special modification to the switch. Review Product Specification to determine the exact differences. Below is an example. A Gold-plated contacts F Cadmium-free contacts M Optimized ² contacts							
			D Quick connect 4.70 mm x 0.80 mm [0.187 in x 0.032 in]								1 Flat 	P SPST-NO	200 200 gf; 1.96 N	A Far from pin plunger	01 Short straight lever		
			E Quick connect 4.70 mm x 0.50 mm [0.187 in x 0.020 in]									2 Fully flat 	C SPST-NC		300 300 gf; 2.84 N	B Near pin plunger	02 Standard straight lever
			F Screw terminal w/ pressure plate										400 400 gf; 3.92 N		03 Long straight lever		
			H RAST-5 250# connector												04 Simulated roller lever		
			K Slot hole, solder terminal												05 Roller lever		
			L Left side, PCB terminal												06 Long roller lever		
			M Short solder terminal												** Special		
			N RAST-7 250# connector														
			P Straight PCB terminal														
R Right side, PCB terminal																	
S Solder terminal																	
T Screw terminal																	
** Special terminal																	

¹ "H" temperature grade not allowed with "26" electrical rating
² "M" contact designation not allowed with "10" electrical rating
 ** Additional code assigned for specials

MICRO SWITCH STANDARD BASIC SWITCHES, V15 SERIES

PRODUCT SPECIFICATIONS AND LISTINGS

Contact your Honeywell rep or distributor for additional listings

O.F. • Operating force O.T. • Overtravel
 R.F. • Release force D.T. • Differential travel
 P.T. • Pretravel O.P. • Operating position

	Catalog Listing	Elec. Rating UL/eUL (ENEC)	Electrical Rating (see page 5)	Temperature Rating	Circuitry	Available w/ cadmium free contacts	O.F. max. g [oz]	R. F. max. g [oz]	O.P. nominal mm [in]	P.T. max. mm [in]	D.T. min. mm [in]	O.T. max. mm [in]	Mounting holes
	V15S05-CP100	5 A (5 A)	05	85 °C	SPNO	No	100 [3.53]	25 [0.88]	14,7 [0.58]	1,6 [0.06]	0,4 [0.02]	0,8 [0.03]	Metric
	V15S05-CZ015	5 A (5 A)	05	85 °C	SPDT	No	15 [0.53]	3 [0.11]	14,7 [0.58]	1,6 [0.06]	0,4 [0.02]	0,8 [0.03]	Metric
	V15S05-CZ100	5 A (5 A)	05	85 °C	SPDT	No	100 [3.53]	25 [0.88]	14,7 [0.58]	1,6 [0.06]	0,4 [0.02]	0,8 [0.03]	Metric
	V15S05-EZ100-K	5 A (5 A)	05	85 °C	SPDT	No	100 [3.53]	25 [0.88]	14,7 [0.58]	1,6 [0.06]	0,4 [0.02]	0,8 [0.03]	USA
	V15H10-CP100	10 A (---)	H10	150 °C	SPNO	No	100 [3.53]	25 [0.88]	14,7 [0.58]	1,6 [0.06]	0,4 [0.02]	0,8 [0.03]	Metric
	V15H10-CZ100	10 A (---)	H10	150 °C	SPDT	No	100 [3.53]	25 [0.88]	14,7 [0.58]	1,6 [0.06]	0,4 [0.02]	0,8 [0.03]	Metric
	V15H10-EZ100	10 A (---)	H10	150 °C	SPDT	No	100 [3.53]	25 [0.88]	14,7 [0.58]	1,6 [0.06]	0,4 [0.02]	0,8 [0.03]	Metric
	V15T10-CZ100	11 A (10 A)	T10	125 °C	SPDT	Yes	100 [3.53]	25 [0.88]	14,7 [0.58]	1,6 [0.06]	0,4 [0.02]	0,8 [0.03]	Metric
	V15T16-CP100	16 A (16 A)	16	125 °C	SPNO	Yes	100 [3.53]	25 [0.88]	14,7 [0.58]	1,6 [0.06]	0,4 [0.02]	0,8 [0.03]	Metric
	V15T16-CZ100-K	16 A (16 A)	16	125 °C	SPDT	Yes	100 [3.53]	25 [0.88]	14,7 [0.58]	1,6 [0.06]	0,4 [0.02]	0,8 [0.03]	USA
	V15T16-EZ100-K	16 A (16 A)	16	125 °C	SPDT	Yes	100 [3.53]	25 [0.88]	14,7 [0.58]	1,6 [0.06]	0,4 [0.02]	0,8 [0.03]	USA
	V15H16-CZ100	16 A (16 A)	16	150 °C	SPDT	Yes	100 [3.53]	25 [0.88]	14,7 [0.58]	1,6 [0.06]	0,4 [0.02]	0,8 [0.03]	Metric
	V15H16-EZ100	16 A (16 A)	16	150 °C	SPDT	Yes	100 [3.53]	25 [0.88]	14,7 [0.58]	1,6 [0.06]	0,4 [0.02]	0,8 [0.03]	Metric
	V15T22-CP100-K	22 A (22 A)	22	125 °C	SPNO	Yes	100 [3.53]	25 [0.88]	14,7 [0.58]	1,6 [0.06]	0,4 [0.02]	0,8 [0.03]	USA
	V15T22-CZ100-K	22 A (22 A)	22	125 °C	SPDT	Yes	100 [3.53]	25 [0.88]	14,7 [0.58]	1,6 [0.06]	0,4 [0.02]	0,8 [0.03]	USA
	V15H22-CP100	22 A (22 A)	22	150 °C	SPNO	Yes	100 [3.53]	25 [0.88]	14,7 [0.58]	1,6 [0.06]	0,4 [0.02]	0,8 [0.03]	Metric
	V15H22-CZ100	22 A (22 A)	22	150 °C	SPDT	Yes	100 [3.53]	25 [0.88]	14,7 [0.58]	1,6 [0.06]	0,4 [0.02]	0,8 [0.03]	Metric
	V15T26-CP200-K	--- (26 A)	26	125 °C	SPNO	Yes	200 [7.05]	50 [1.76]	14,7 [0.58]	1,6 [0.06]	0,4 [0.02]	0,8 [0.03]	USA
	V15T26-CZ200	--- (26 A)	26	125 °C	SPDT	Yes	200 [7.05]	50 [1.76]	14,7 [0.58]	1,6 [0.06]	0,4 [0.02]	0,8 [0.03]	Metric





Pin
Plunger

MICRO SWITCH STANDARD BASIC SWITCHES, V15 SERIES

PRODUCT SPECIFICATIONS AND LISTINGS

Contact your Honeywell rep or distributor for additional listings

O.F. • Operating force O.T. • Overtravel
 R.F. • Release force D.T. • Differential travel
 P.T. • Pretravel O.P. • Operating position



	Catalog Listing	Elec. Rating UL/eUL (ENEC)	Electrical Rating (see page 5)	Temperature Rating	Circuitry	Available w/ cadmium free contacts	O.F. max. g [oz]	R. F. max. g [oz]	O.P. nominal mm [in]	P.T. max. mm [in]	D.T. min. mm [in]	O.T. max. mm [in]	Mounting holes
 Short Straight Lever	V15H10-EZ200B01	10 A (---)	H10	150 °C	SPDT	No	140 [4.94]	20 [0.71]	15,3 [0.60]	2,4 [0.09]	0,6 [0.023]	1,2 [0.05]	Metric
	V15T10-CZ100A01	11 A (10 A)	T10	125 °C	SPDT	Yes	100 [3.53]	25 [0.88]	15,3 [0.60]	1,6 [0.06]	0,4 [0.02]	0,8 [0.03]	Metric
	V15H16-EZ100A01	16 A (16 A)	16	150 °C	SPDT	Yes	100 [3.53]	25 [0.88]	15,3 [0.60]	1,6 [0.06]	0,4 [0.02]	0,8 [0.03]	Metric
	V15H16-EZ400A01	16 A (16 A)	16	150 °C	SPDT	Yes	400 [14.11]	100 [3.53]	15,3 [0.60]	1,6 [0.06]	0,4 [0.02]	0,8 [0.03]	Metric
	V15T16-CC100A01	16 A (16 A)	16	125 °C	SPNC	Yes	100 [3.53]	25 [0.88]	15,3 [0.60]	1,6 [0.06]	0,4 [0.02]	0,8 [0.03]	Metric
	V15T16-CP300A01	16 A (16 A)	16	125 °C	SPNO	Yes	300 [10.58]	75 [2.65]	15,3 [0.60]	1,6 [0.06]	0,4 [0.02]	0,8 [0.03]	Metric
	V15T16-E1Z100A01-K	16 A (16 A)	16	125 °C	SPDT	Yes	100 [3.53]	25 [0.88]	15,3 [0.60]	1,6 [0.06]	0,4 [0.02]	0,8 [0.03]	USA
	V15T16-EP200A01	16 A (16 A)	16	125 °C	SPNO	Yes	200 [7.05]	50 [1.76]	15,3 [0.60]	1,6 [0.06]	0,4 [0.02]	0,8 [0.03]	Metric
	V15T16-EZ200A01-K	16 A (16 A)	16	125 °C	SPDT	Yes	200 [7.05]	50 [1.76]	15,3 [0.60]	1,6 [0.06]	0,4 [0.02]	0,8 [0.03]	USA
 Standard Straight Lever	V15S05-CZ025B02	5 A (5 A)	05	85 °C	SPDT	No	10 [0.35]	2 [0.07]	15,3 [0.60]	6,0 [0.24]	1,65 [0.064]	2,2 [0.086]	Metric
	V15S05-EZ025A02	5 A (5 A)	05	85 °C	SPDT	No	15 [0.53]	2 [0.07]	15,3 [0.60]	3,2 [0.126]	1,2 [0.047]	1,3 [0.051]	Metric
	V15H10-CC200A02	10 A (---)	H10	150 °C	SPNC	No	120 [4.23]	20 [0.71]	15,3 [0.60]	3,2 [0.126]	1,2 [0.047]	1,3 [0.051]	Metric
	V15T10-CZ050A02	11 A (10 A)	T10	125 °C	SPDT	Yes	30 [1.06]	5 [0.18]	15,3 [0.60]	3,2 [0.126]	1,2 [0.047]	1,3 [0.051]	Metric
	V15H16-CP100A02	16 A (16 A)	16	150 °C	SPNO	Yes	60 [2.12]	10 [0.35]	15,3 [0.60]	3,2 [0.126]	1,2 [0.047]	1,3 [0.051]	Metric
	V15H16-CZ100A02	16 A (16 A)	16	150 °C	SPDT	Yes	60 [2.12]	10 [0.35]	15,3 [0.60]	3,2 [0.126]	1,2 [0.047]	1,3 [0.051]	Metric
	V15H16-CZ200A02	16 A (16 A)	16	150 °C	SPDT	Yes	120 [4.23]	20 [0.71]	15,3 [0.60]	3,2 [0.126]	1,2 [0.047]	1,3 [0.051]	Metric
	V15H16-EP400A02-K	16 A (16 A)	16	150 °C	SPNO	Yes	240 [8.47]	40 [1.41]	15,3 [0.60]	3,2 [0.126]	1,2 [0.047]	1,3 [0.051]	USA
	V15H16-EZ200B02	16 A (16 A)	16	150 °C	SPDT	Yes	80 [2.82]	16 [0.56]	15,3 [0.60]	6,0 [0.24]	1,65 [0.064]	2,2 [0.09]	Metric
	V15T16-CP300A02	16 A (16 A)	16	125 °C	SPNO	Yes	180 [6.35]	30 [1.06]	15,3 [0.60]	3,2 [0.126]	1,2 [0.047]	1,3 [0.051]	Metric
	V15T16-CZ100A02	16 A (16 A)	16	125 °C	SPDT	Yes	60 [2.12]	10 [0.35]	15,3 [0.60]	3,2 [0.126]	1,2 [0.047]	1,3 [0.051]	Metric
	V15T16-DZ100A02	16 A (16 A)	16	125 °C	SPDT	Yes	60 [2.12]	10 [0.35]	15,3 [0.60]	3,2 [0.126]	1,2 [0.047]	1,3 [0.051]	Metric
	V15T16-MZ200A02	16 A (16 A)	16	125 °C	SPDT	Yes	120 [4.23]	20 [0.71]	15,3 [0.60]	3,2 [0.126]	1,2 [0.047]	1,3 [0.051]	Metric
	V15T22-CZ300A02	22 A (22 A)	22	125 °C	SPDT	Yes	180 [6.35]	30 [1.06]	15,3 [0.60]	3,2 [0.126]	1,2 [0.047]	1,3 [0.051]	Metric
	V15H22-CP100A02	22 A (22 A)	22	150 °C	SPNO	Yes	60 [2.12]	10 [0.35]	15,3 [0.60]	3,2 [0.126]	1,2 [0.047]	1,3 [0.051]	Metric
V15H22-CZ100A02	22 A (22 A)	22	150 °C	SPDT	Yes	60 [2.12]	10 [0.35]	15,3 [0.60]	3,2 [0.126]	1,2 [0.047]	1,3 [0.051]	Metric	
V15T22-KC200A02	22 A (22 A)	22	125 °C	SPNC	Yes	120 [4.23]	20 [0.71]	15,3 [0.60]	3,2 [0.126]	1,2 [0.047]	1,3 [0.051]	Metric	

MICRO SWITCH STANDARD BASIC SWITCHES, V15 SERIES

PRODUCT SPECIFICATIONS AND LISTINGS

Contact your Honeywell rep or distributor for additional listings

O.F. • Operating force O.T. • Overtravel
 R.F. • Release force D.T. • Differential travel
 P.T. • Pretravel O.P. • Operating position

	Catalog Listing	Elec. Rating UL/cUL (ENEC)	Electrical Rating (see page 5)	Temperature Rating	Circuitry	Available w/ cadmium free contacts	O.F. max. g [oz]	R.F. max. g [oz]	O.P. nominal mm [in]	P.T. max. mm [in]	D.T. min. mm [in]	O.T. max. mm [in]	Mounting holes
 <p>Long Straight Lever</p>	V15H10-FP200A03	10 A (---)	H10	150 °C	SPNO	No	60 [2.12]	10 [0.35]	15,3 [0.60]	6,4 [0.25]	2,4 [0.09]	2,6 [0.10]	Metric
	V15T10-CZ200A03	11 A (10 A)	T10	125 °C	SPDT	Yes	60 [2.12]	10 [0.35]	15,3 [0.60]	6,4 [0.25]	2,4 [0.09]	2,6 [0.10]	Metric
	V15H16-CZ100A03-K	16 A (16 A)	16	150 °C	SPDT	Yes	30 [1.06]	5 [0.18]	15,3 [0.60]	6,4 [0.25]	2,4 [0.09]	2,6 [0.10]	USA
	V15H16-CZ300A03-K	16 A (16 A)	16	150 °C	SPDT	Yes	90 [3.17]	15 [0.53]	15,3 [0.60]	6,4 [0.25]	2,4 [0.09]	2,6 [0.10]	USA
	V15T16-CZ100A03	16 A (16 A)	16	125 °C	SPDT	Yes	30 [1.06]	5 [0.18]	15,3 [0.60]	6,4 [0.25]	2,4 [0.09]	2,6 [0.10]	Metric
	V15T16-DZ100A03	16 A (16 A)	16	125 °C	SPDT	Yes	30 [1.06]	5 [0.18]	15,3 [0.60]	6,4 [0.25]	2,4 [0.09]	2,6 [0.10]	Metric
	V15T16-EZ200A03-K	16 A (16 A)	16	125 °C	SPDT	Yes	60 [2.12]	10 [0.35]	15,3 [0.60]	6,4 [0.25]	2,4 [0.09]	2,6 [0.10]	USA
	V15H22-CP200B03	22 A (22 A)	22	150 °C	SPNO	Yes	32 [1.13]	8 [0.28]	15,3 [0.60]	12 [0.47]	3,5 [0.14]	5,3 [0.21]	Metric
	V15H22-CZ300A03-K	22 A (22 A)	22	150 °C	SPDT	Yes	90 [3.17]	15 [0.53]	15,3 [0.60]	6,4 [0.25]	2,4 [0.09]	2,6 [0.10]	USA
	V15T22-CZ100A03	22 A (22 A)	22	125 °C	SPDT	Yes	30 [1.06]	5 [0.18]	15,3 [0.60]	6,4 [0.25]	2,4 [0.09]	2,6 [0.10]	Metric
 <p>Simulated Roller</p>	V15T26-CZ200A03	--- (26 A)	26	125 °C	SPDT	Yes	60 [2.12]	10 [0.35]	15,3 [0.60]	6,4 [0.25]	2,4 [0.09]	2,6 [0.10]	Metric
	V15H16-CZ200B04	16A (16A)	16	150 °C	SPDT	Yes	80 [2.82]	15 [0.53]	18,5 [0.73]	6,0 [0.24]	1,65 [0.064]	2,2 [0.09]	Metric
	V15H16-CZ300A04	16A (16A)	16	150 °C	SPDT	Yes	180 [6.35]	30 [1.06]	18,5 [0.73]	3,2 [0.13]	1,2 [0.05]	1,3 [0.05]	Metric
	V15T16-CZ100A04	16A (16A)	16	125 °C	SPDT	Yes	60 [2.12]	10 [0.35]	18,5 [0.73]	3,2 [0.13]	1,2 [0.05]	1,3 [0.05]	Metric
	V15T16-DZ100A04	16A (16A)	16	125 °C	SPDT	Yes	60 [2.12]	10 [0.35]	18,5 [0.73]	3,2 [0.13]	1,2 [0.05]	1,3 [0.05]	Metric
	V15T16-EZ200A04-K	16A (16A)	16	125 °C	SPDT	Yes	120 [4.23]	20 [0.71]	18,5 [0.73]	3,2 [0.13]	1,2 [0.05]	1,3 [0.05]	USA
	V15H22-CZ200B04-K	22 A (22 A)	22	150 °C	SPDT	Yes	80 [2.82]	15 [0.53]	18,5 [0.73]	6,0 [0.24]	1,65 [0.064]	2,2 [0.09]	USA
	V15T22-CP200A04	22 A (22 A)	22	125 °C	SPNO	Yes	120 [4.23]	20 [0.71]	18,5 [0.73]	3,2 [0.13]	1,2 [0.05]	1,3 [0.05]	Metric
	V15T22-CZ300A04	22 A (22 A)	22	125 °C	SPDT	Yes	180 [6.35]	30 [1.06]	18,5 [0.73]	3,2 [0.13]	1,2 [0.05]	1,3 [0.05]	Metric
	V15T22-DC200A04	22 A (22 A)	22	125 °C	SPNC	Yes	120 [4.23]	20 [0.71]	18,5 [0.73]	3,2 [0.13]	1,2 [0.05]	1,3 [0.05]	Metric
V15T22-TP200A04	22 A (22 A)	22	125 °C	SPNO	Yes	120 [4.23]	20 [0.71]	18,5 [0.73]	3,2 [0.13]	1,2 [0.05]	1,3 [0.05]	Metric	
V15T26-CZ300A04	--- (26 A)	26	125 °C	SPDT	Yes	180 [6.35]	30 [1.06]	18,5 [0.73]	3,2 [0.13]	1,2 [0.05]	1,3 [0.05]	Metric	

MICRO SWITCH STANDARD BASIC SWITCHES, V15 SERIES

PRODUCT SPECIFICATIONS AND LISTINGS

Contact your Honeywell rep or distributor for additional listings

O.F. • Operating force O.T. • Overtravel
 R.F. • Release force D.T. • Differential travel
 P.T. • Pretravel O.P. • Operating position

	Catalog Listing	Elec. Rating UL/cUL (ENEC)	Electrical Rating (see page 5)	Temperature Rating	Circuitry	Available w/ cadmium free contacts	O.F. max. g [oz]	R. F. max. g [oz]	O.P. nominal mm [in]	P.T. max. mm [in]	D.T. min. mm [in]	O.T. max. mm [in]	Mounting holes
	V15S05-EZ050A05	5 A (5 A)	05	85 °C	SPDT	Default	60 [2.12]	10 [0.35]	20,6 [0.81]	1,6 [0.06]	0,4 [0.02]	0,8 [0.03]	Metric
	V15S05-EZ100A05	5 A (5 A)	05	85 °C	SPDT	Default	120 [4.23]	20 [0.71]	20,6 [0.81]	1,6 [0.06]	0,4 [0.02]	0,8 [0.03]	Metric
	V15T10-EZ200A05	11 A (10 A)	T10	125 °C	SPDT	Yes	240 [8.47]	40 [1.41]	20,6 [0.81]	1,6 [0.06]	0,4 [0.02]	0,8 [0.03]	Metric
	V15H16-CZ100A05	16 A (16 A)	16	150 °C	SPDT	Yes	120 [4.23]	20 [0.71]	20,6 [0.81]	1,6 [0.06]	0,4 [0.02]	0,8 [0.03]	Metric
	V15H16-EP100A05	16 A (16 A)	16	150 °C	SPNO	Yes	120 [4.23]	20 [0.71]	20,6 [0.81]	1,6 [0.06]	0,4 [0.02]	0,8 [0.03]	Metric
	V15H16-EZ200A05	16 A (16 A)	16	150 °C	SPDT	Yes	240 [8.47]	40 [1.41]	20,6 [0.81]	1,6 [0.06]	0,4 [0.02]	0,8 [0.03]	Metric
	V15T16-CC100A05	16 A (16 A)	16	125 °C	SPNC	Yes	120 [4.23]	20 [0.71]	20,6 [0.81]	1,6 [0.06]	0,4 [0.02]	0,8 [0.03]	Metric
	V15T16-CZ100A05	16 A (16 A)	16	125 °C	SPDT	Yes	120 [4.23]	20 [0.71]	20,6 [0.81]	1,6 [0.06]	0,4 [0.02]	0,8 [0.03]	Metric
	V15T16-DZ100A05	16 A (16 A)	16	125 °C	SPDT	Yes	120 [4.23]	20 [0.71]	20,6 [0.81]	1,6 [0.06]	0,4 [0.02]	0,8 [0.03]	Metric
	V15T16-EZ220A05	16 A (16 A)	16	125 °C	SPDT	Yes	240 [8.47]	40 [1.41]	20,6 [0.81]	1,6 [0.06]	0,4 [0.02]	0,8 [0.03]	Metric
	V15T16-EP200A05	16 A (16 A)	16	125 °C	SPNO	Yes	240 [8.47]	40 [1.41]	20,6 [0.81]	1,6 [0.06]	0,4 [0.02]	0,8 [0.03]	Metric
	V15T16-EZ100A05	16 A (16 A)	16	125 °C	SPDT	Yes	120 [4.23]	20 [0.71]	20,6 [0.81]	1,6 [0.06]	0,4 [0.02]	0,8 [0.03]	Metric
	V15T16-MZ200A05	16 A (16 A)	16	125 °C	SPDT	Yes	240 [8.47]	40 [1.41]	20,6 [0.81]	1,6 [0.06]	0,4 [0.02]	0,8 [0.03]	Metric
	V15H22-CZ100A05	22 A (22 A)	22	150 °C	SPDT	Yes	120 [4.23]	20 [0.71]	20,6 [0.81]	1,6 [0.06]	0,4 [0.02]	0,8 [0.03]	Metric
	V15T22-CZ200A05	22 A (22 A)	22	125 °C	SPDT	Yes	240 [8.47]	40 [1.41]	20,6 [0.81]	1,6 [0.06]	0,4 [0.02]	0,8 [0.03]	Metric



Short Roller Lever

MICRO SWITCH STANDARD BASIC SWITCHES, V15 SERIES

PRODUCT SPECIFICATIONS AND LISTINGS

Contact your Honeywell rep or distributor for additional listings

O.F. • Operating force O.T. • Overtravel
 R.F. • Release force D.T. • Differential travel
 P.T. • Pretravel O.P. • Operating position

	Catalog Listing	Elec. Rating UL/cUL (ENEC)	Electrical Rating (see page 5)	Temperature Rating	Circuitry	Available w/ cadmium free contacts	O.F. max. g [oz]	R. F. max. g [oz]	O.P. nominal mm [in]	P.T. max. mm [in]	D.T. min. mm [in]	O.T. max. mm [in]	Mounting holes
	V15S05-CP200A06	5 A (5 A)	05	85 °C	SPNO	Default	120 [4.23]	20 [0.71]	20,6 [0.81]	3,2 [0.13]	1,2 [0.05]	1,3 [0.05]	Metric
	V15S05-EZ050A06	5 A (5 A)	05	85 °C	SPDT	Default	35 [1.23]	5 [0.18]	20,6 [0.81]	3,2 [0.13]	1,2 [0.05]	1,3 [0.05]	Metric
	V15T10-EZ200A06	11 A (10 A)	T10	125 °C	SPDT	Yes	120 [4.23]	20 [0.71]	20,6 [0.81]	3,2 [0.13]	1,2 [0.05]	1,3 [0.05]	Metric
	V15H16-CZ100A06-K	16 A (16 A)	16	150 °C	SPDT	Yes	60 [2.12]	10 [0.35]	20,6 [0.81]	3,2 [0.13]	1,2 [0.05]	1,3 [0.05]	USA
	V15H16-EP200B06	16 A (16 A)	16	150 °C	SPNO	Yes	80 [2.82]	10 [0.35]	20,6 [0.81]	6,0 [0.24]	1,6 [0.06]	2,2 [0.09]	Metric
	V15T16-CP200A06	16 A (16 A)	16	125 °C	SPNO	Yes	120 [4.23]	20 [0.71]	20,6 [0.81]	3,2 [0.13]	1,2 [0.05]	1,3 [0.05]	Metric
	V15T16-CZ100A06	16 A (16 A)	16	125 °C	SPDT	Yes	60 [2.12]	10 [0.35]	20,6 [0.81]	3,2 [0.13]	1,2 [0.05]	1,3 [0.05]	Metric
	V15T16-DZ100A06	16 A (16 A)	16	125 °C	SPDT	Yes	60 [2.12]	10 [0.35]	20,6 [0.81]	3,2 [0.13]	1,2 [0.05]	1,3 [0.05]	Metric
	V15T16-EZ100A06	16 A (16 A)	16	125 °C	SPDT	Yes	60 [2.12]	10 [0.35]	20,6 [0.81]	3,2 [0.13]	1,2 [0.05]	1,3 [0.05]	Metric
	V15T16-MZ200A06	16 A (16 A)	16	125 °C	SPDT	Yes	120 [4.23]	20 [0.71]	20,6 [0.81]	3,2 [0.13]	1,2 [0.05]	1,3 [0.05]	Metric
	V15H22-CZ100A06	22 A (22 A)	22	150 °C	SPDT	Yes	60 [2.12]	10 [0.35]	20,6 [0.81]	3,2 [0.13]	1,2 [0.05]	1,3 [0.05]	Metric
	V15T22-CZ200A06	22 A (22 A)	22	125 °C	SPDT	Yes	120 [4.23]	20 [0.71]	20,6 [0.81]	3,2 [0.13]	1,2 [0.05]	1,3 [0.05]	Metric



Roller Lever

MICRO SWITCH STANDARD BASIC SWITCHES, V15 SERIES

MOUNTING DIMENSIONS

FIGURE 1. V15 SERIES STANDARD SWITCH DIMENSIONS

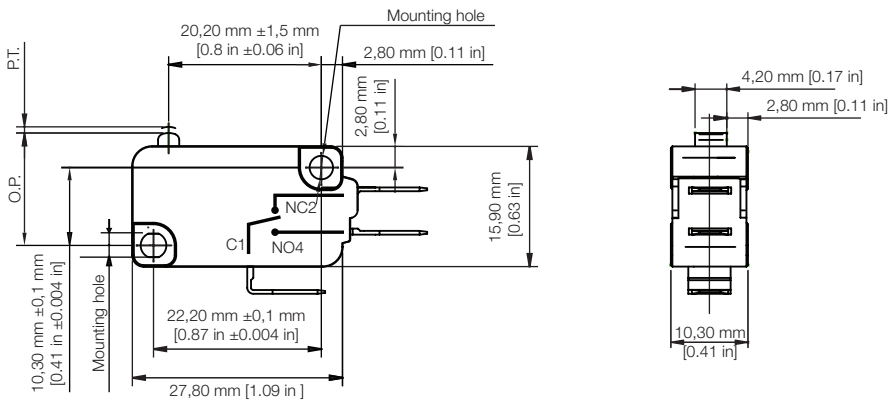


FIGURE 2. V15 SERIES METRIC MOUNTING HOLE DIMENSIONS FOR Ø 3 MM PINS OR SCREWS

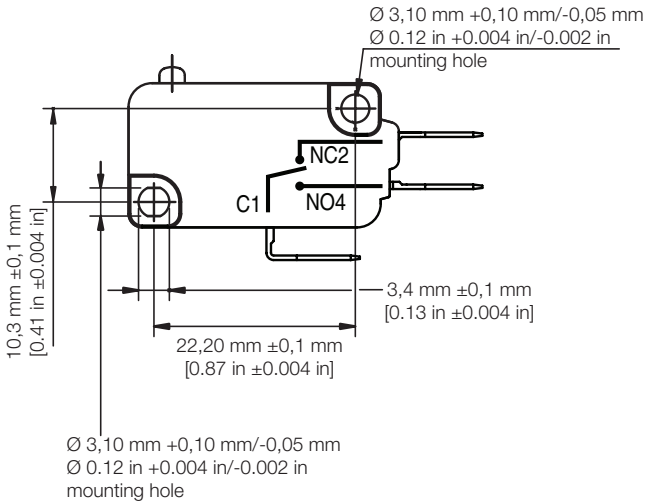


FIGURE 3. V15 SERIES USA MOUNTING HOLE DIMENSIONS FOR #4 SCREWS

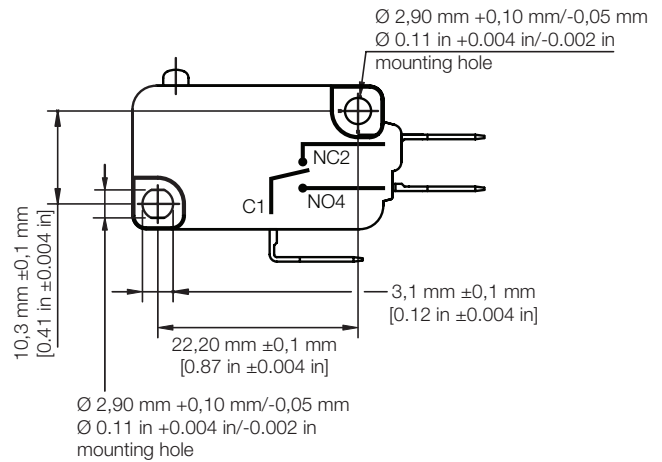
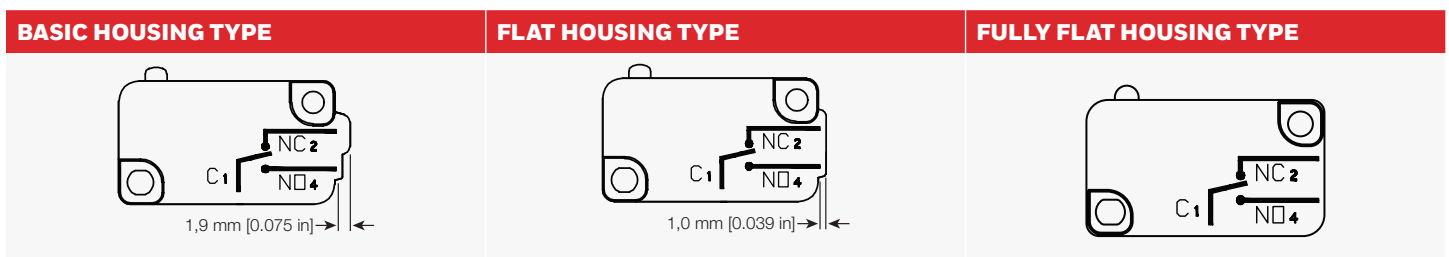


FIGURE 4. V15 SERIES HOUSING DIMENSIONS



MICRO SWITCH STANDARD BASIC SWITCHES, V15 SERIES

CONNECTION DIMENSIONS

FIGURE 5. V15 SERIES C-STYLE QUICK CONNECT • 6,35 MM WIDE X 0,8 MM THICK [0.25 IN WIDE X 0.031 IN THICK]

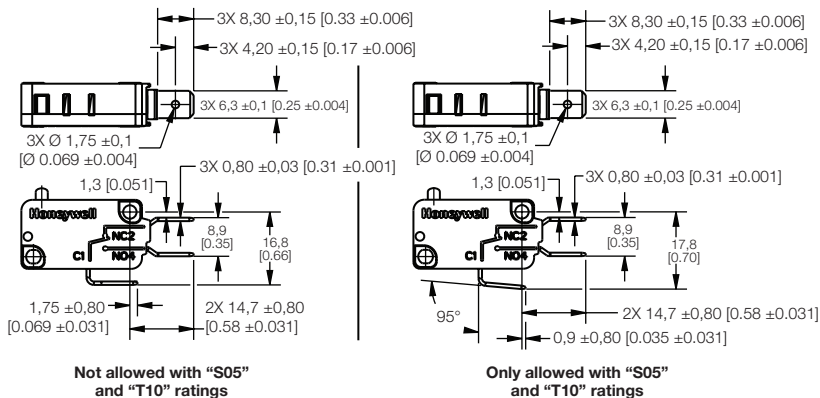


FIGURE 6. V15 SERIES H-STYLE RAST-5 250# CONNECTOR

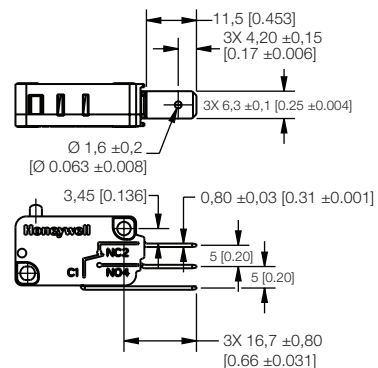


FIGURE 7. V15 SERIES D-STYLE QUICK CONNECT • 4,80 MM WIDE X 0,8 MM THICK [0.189 IN WIDE X 0.031 IN THICK]

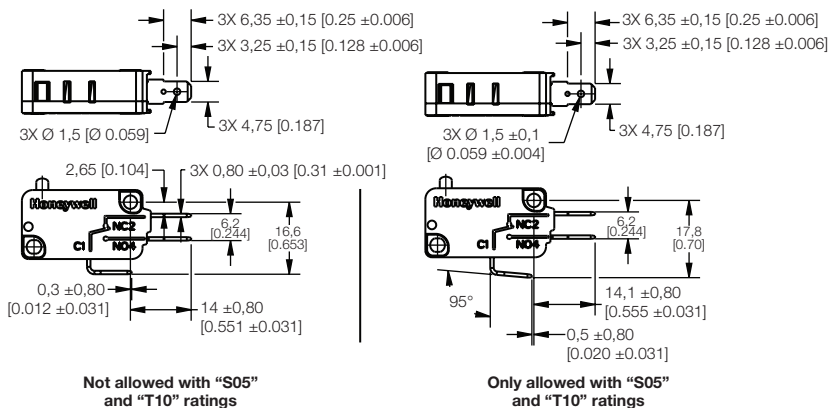


FIGURE 8. V15 SERIES N-STYLE RAST-7 250# CONNECTOR

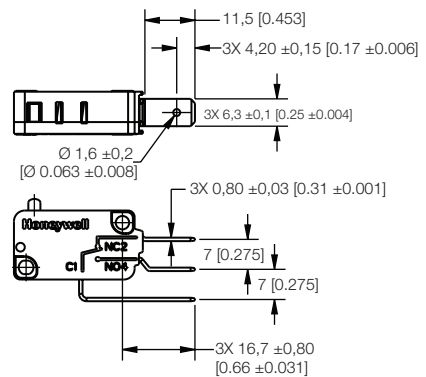


FIGURE 9. V15 SERIES E-STYLE QUICK CONNECT • 4,80 MM WIDE X 0,5 MM THICK [0.189 IN WIDE X 0.020 IN THICK]

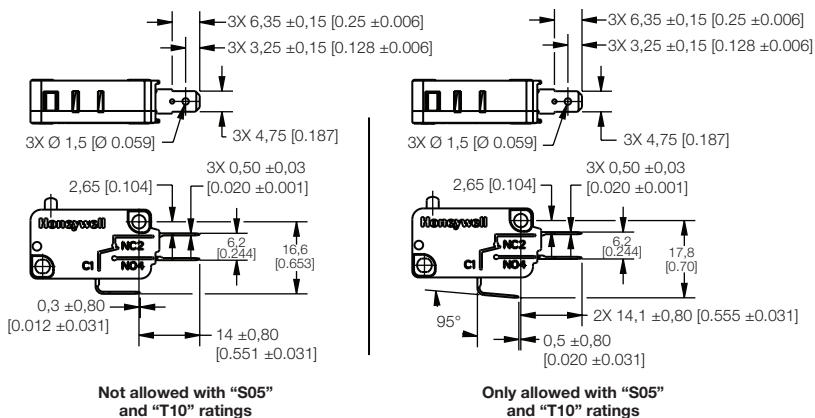
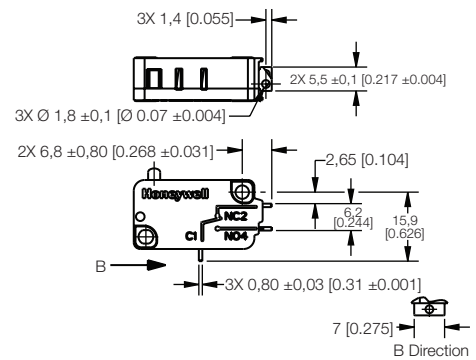


FIGURE 10. V15 SERIES M-STYLE SHORT SOLDER TERMINAL



MICRO SWITCH STANDARD BASIC SWITCHES, V15 SERIES

STANDARD LEVER OPTIONS • DIMENSIONS

FIGURE 19. V15 SERIES A01/STRAIGHT SHORT LEVER

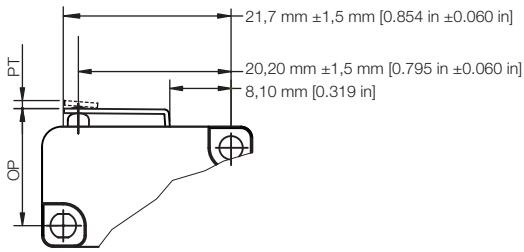


FIGURE 20. V15 SERIES A02/STANDARD STRAIGHT LEVER

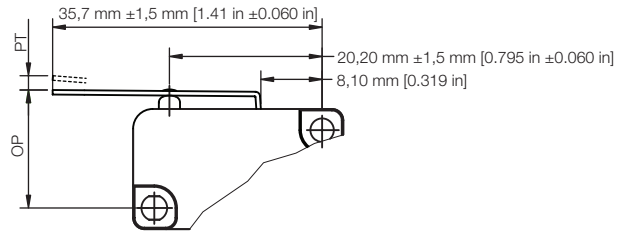


FIGURE 21. V15 SERIES A03/LONG STRAIGHT LEVER

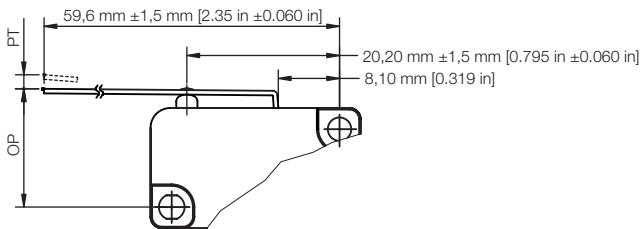


FIGURE 22. V15 SERIES A04/SIMULATED ROLLER LEVER

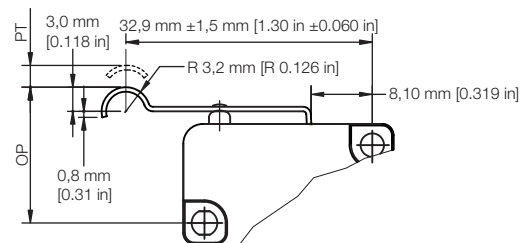


FIGURE 23. V15 SERIES A05/SHORT ROLLER LEVER

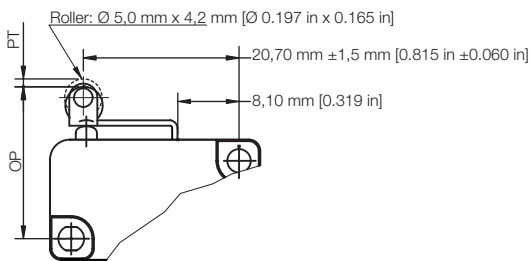
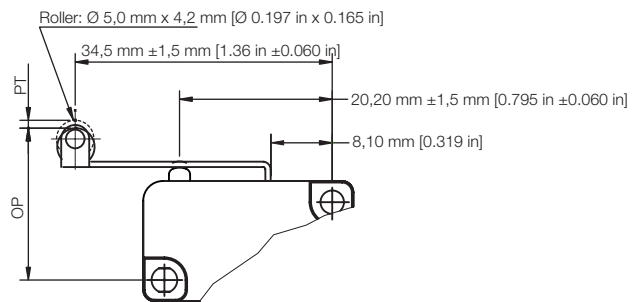
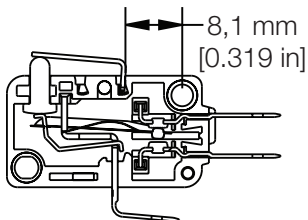


FIGURE 24. V15 SERIES A06/ROLLER LEVER

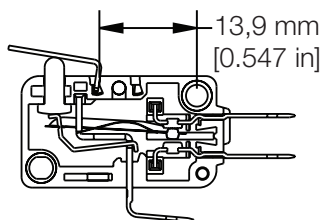


NOTE: These dimensions apply for the "A" lever position. For the "B" lever position, please add 5,7 mm [0.224 in].

Position A



Position B



RELATED DOCUMENTATION

The following associated literature is available on the Honeywell web site at sensing.honeywell.com:

- Installation instructions
- Product part listing/nomenclature tree
- Product application-specific information
 - Application note: Electronic sensors and electromechanical switches in valves and flow meters
 - Application note: Electronic sensors and MICRO SWITCH switches in industrial air compressors
 - Application note: Sensors and switches for potential HVAC/R applications
 - Application note: Sensors and switches for valve monitors and valve indicators
 - Application note: Sensors and switches in sanitary valves
 - Case study: Switching it up
 - Technical bulletin: Applying precision switches

FOR MORE INFORMATION

Honeywell Sensing and Internet of Things services its customers through a worldwide network of sales offices and distributors. For application assistance, current specifications, pricing, or the nearest Authorized Distributor, visit sensing.honeywell.com or call:

USA/Canada	+302 613 4491
Latin America	+1 305 805 8188
Europe	+44 1344 238258
Japan	+81 (0) 3-6730-7152
Singapore	+65 6355 2828
Greater China	+86 4006396841

Honeywell

Sensing and Internet of Things

830 East Arapaho Road
Richardson, TX 75081
sensing.honeywell.com

WARRANTY/REMEDY

Honeywell warrants goods of its manufacture as being free of defective materials and faulty workmanship during the applicable warranty period. Honeywell's standard product warranty applies unless agreed to otherwise by Honeywell in writing; please refer to your order acknowledgment or consult your local sales office for specific warranty details. If warranted goods are returned to Honeywell during the period of coverage, Honeywell will repair or replace, at its option, without charge those items that Honeywell, in its sole discretion, finds defective. **The foregoing is buyer's sole remedy and is in lieu of all other warranties, expressed or implied, including those of merchantability and fitness for a particular purpose. In no event shall Honeywell be liable for consequential, special, or indirect damages.**

While Honeywell may provide application assistance personally, through our literature and the Honeywell web site, it is buyer's sole responsibility to determine the suitability of the product in the application.

Specifications may change without notice. The information we supply is believed to be accurate and reliable as of this writing. However, Honeywell assumes no responsibility for its use.

WARNING IMPROPER INSTALLATION

- Consult with local safety agencies and their requirements when designing a machine-control link, interface and all control elements that affect safety.
- Strictly adhere to all installation instructions.

Failure to comply with these instructions could result in death or serious injury.

WARNING MISUSE OF DOCUMENTATION

- The information presented in this product sheet is for reference only. Do not use this document as a product installation guide.
- Complete installation, operation, and maintenance information is provided in the instructions supplied with each product.

Failure to comply with these instructions could result in death or serious injury.

Mouser Electronics

Authorized Distributor

Click to View Pricing, Inventory, Delivery & Lifecycle Information:

Honeywell:

[V15T16-EZ200A04-K](#) [V15T16-DZ200A02](#) [V15H22-EP400A05](#) [V15S05-C2Z025B03](#) [V15H10-KZ100-A](#) [V15H16-C2P100-01](#) [V15T22-NP200-K](#) [V15H10-KZ100](#) [V15H10-SZ200A05](#) [V15H16-C2Z200](#) [V7-6C23E9-398](#) [V15T22-NP100-K](#) [V15T22-SZ100B02](#) [V15T22-DZ100B02](#) [V15H10-L2Z100-A](#) [V15S05-EZ100B06](#) [V15T10-C2Z050A02](#)