

# M17-3ES1N8AA600S - Device connector front mounting



1628516

<https://www.phoenixcontact.com/us/products/1628516>

Please be informed that the data shown in this PDF document is generated from our online catalog. Please find the complete data in the user documentation. Our general terms of use for downloads are valid.



M17, Device connector front mounting, series: M17 PRO, angled rotatable, shielded: yes, for standard and ONECLICK fast locking system, No. of pos.: 3+PE, Direction of rotation: Standard, contact connection type: Socket, Crimp connection, flange dimensions: 28 mm x 28 mm, coding: N, Item is lead-free in accordance with RoHS II without Exemption 6c (Pb < 0.1 %)

## Your advantages

- Solutions with cross-manufacturer compatibility for standard and fast locking systems
- Modern, consistent design for highly convenient operation
- Crimping connection: vibration- and temperature-resistant assembly
- All housing can be fitted with pin or socket contacts
- Safe use in the field, thanks to high degree of protection

## Commercial data

Item number	1628516
Packing unit	1 pc
Minimum order quantity	1 pc
Sales key	AB30
Product key	ABRBAM
GTIN	4055626707242
Weight per piece (including packing)	93.6 g
Weight per piece (excluding packing)	93.6 g
Customs tariff number	85366990
Country of origin	DE

# M17-3ES1N8AA600S - Device connector front mounting



1628516

<https://www.phoenixcontact.com/us/products/1628516>

## Technical data

### Notes

Order information:	Order 4 x Ø 2 mm crimp contacts separately
Safety note	
Safety note	<p>WARNING: The connectors may not be plugged in or disconnected under load. Ignoring the warning or improper use may damage persons and/or property.</p> <ul style="list-style-type: none"><li>• WARNING: Commission properly functioning products only. The products must be regularly inspected for damage. Decommission defective products immediately. Replace damaged products. Repairs are not possible.</li><li>• WARNING: Only electrically qualified personnel may install and operate the product. They must observe the following safety notes. The qualified personnel must be familiar with the basics of electrical engineering. They must be able to recognize and prevent danger. The relevant symbol on the packaging indicates that only personnel familiar with electrical engineering are allowed to install and operate the product.</li><li>• The products are suitable for applications in plant, controller, and electrical device engineering.</li><li>• When operating the connectors in outdoor applications, they must be separately protected against environmental influences.</li><li>• Assembled products may not be manipulated or improperly opened.</li><li>• Only use mating connectors that are specified in the technical data of the standards listed (e.g. the ones listed in the product accessories online at <a href="https://www.phoenixcontact.com/products">phoenixcontact.com/products</a>).</li><li>• When using the product in direct connection with third-party manufacturers, the user is responsible.</li><li>• For operating voltages &gt; 50 V AC, conductive connector housings must be grounded</li><li>• Ensure that the protective or functional ground has been properly connected.</li><li>• VDE 0100/1.97 § 411.1.3.2 and DIN EN 60 204/11.98 § 14.1.3 are applicable when combining several circuits in a cable and/or connector</li><li>• Only use tools recommended by Phoenix Contact</li><li>• The installation notes/Design In documents online on the download page at <a href="https://www.phoenixcontact.com/products">phoenixcontact.com/products</a> must be observed for this product.</li><li>• Operate the connector only when it is fully plugged in and interlocked.</li><li>• Ensure that when laying the cable, the tensile load on the connectors does not exceed the upper limit specified in the standards.</li><li>• Observe the minimum bending radius of the cable. Lay the cable without twisting it.</li><li>• The connector warms up in normal operation. Depending on the ambient conditions, the surface of the connector can continue to warm up. In this case, the user is responsible for posting</li></ul>

# M17-3ES1N8AA600S - Device connector front mounting



1628516

<https://www.phoenixcontact.com/us/products/1628516>

warnings (e.g. DIN EN ISO 13732-1:2008-12).

## Product properties

Product type	Circular connectors (device side)
--------------	-----------------------------------

## Data management status

Article revision	03
------------------	----

## Material specifications

Flammability rating according to UL 94	V0
--	----

## Connector

### Insulating body

Coding	N
Insulation body material	PA 6.6
Insertion/withdrawal cycles	100
Connection method	Crimp connection
Contact switching type	Socket
Application	Power
Number of positions	4
Direction of rotation	Standard
Connection profile	3+PE

Contact diameter	2 mm
------------------	------

Litz wire cross-section	0.25 mm <sup>2</sup>
-------------------------	----------------------

Litz wire cross-section	2.5 mm <sup>2</sup>
-------------------------	---------------------

Rated current	25 A
---------------	------

Note	for max. connection cross section
------	-----------------------------------

Rated voltage	630 V
---------------	-------

Rated surge voltage	6 kV
---------------------	------

Overvoltage category	III
----------------------	-----

Degree of pollution	3
---------------------	---

Installation height	3000 m
---------------------	--------

### Housing

Housing material	GD-Zn
Flange dimensions	28 mm x 28 mm
Type of locking	for standard and ONECLICK fast locking system
Degree of protection (plugged in)	IP67
	IP68, 24 h / 2 m
Thread type	M17

## Environmental and real-life conditions

### Ambient conditions

# M17-3ES1N8AA600S - Device connector front mounting



1628516

<https://www.phoenixcontact.com/us/products/1628516>

Ambient temperature (operation)	-40 °C ... 105 °C (see derating curve)
---------------------------------	--

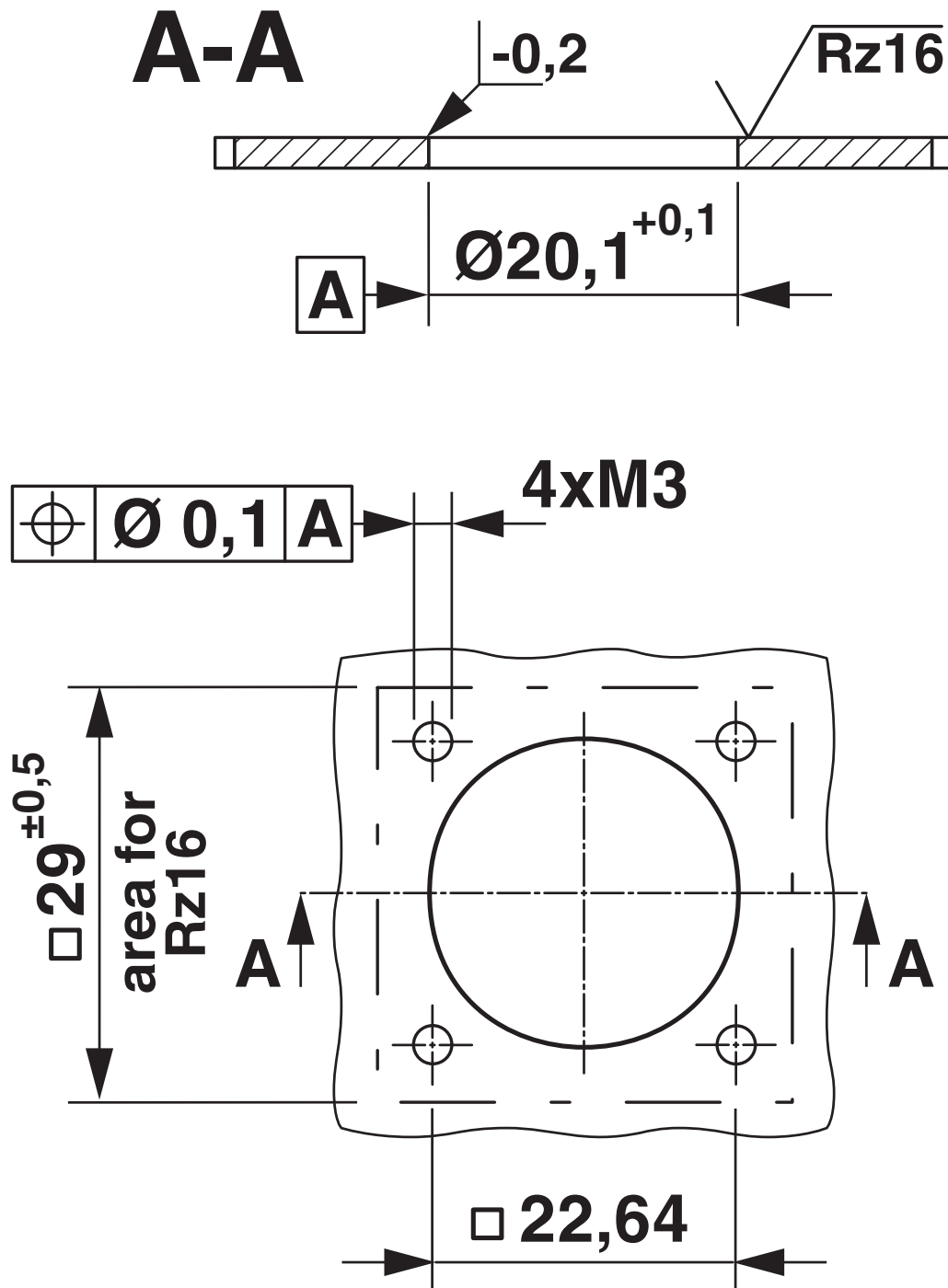
# M17-3ES1N8AA600S - Device connector front mounting

1628516

<https://www.phoenixcontact.com/us/products/1628516>

## Drawings

Dimensional drawing



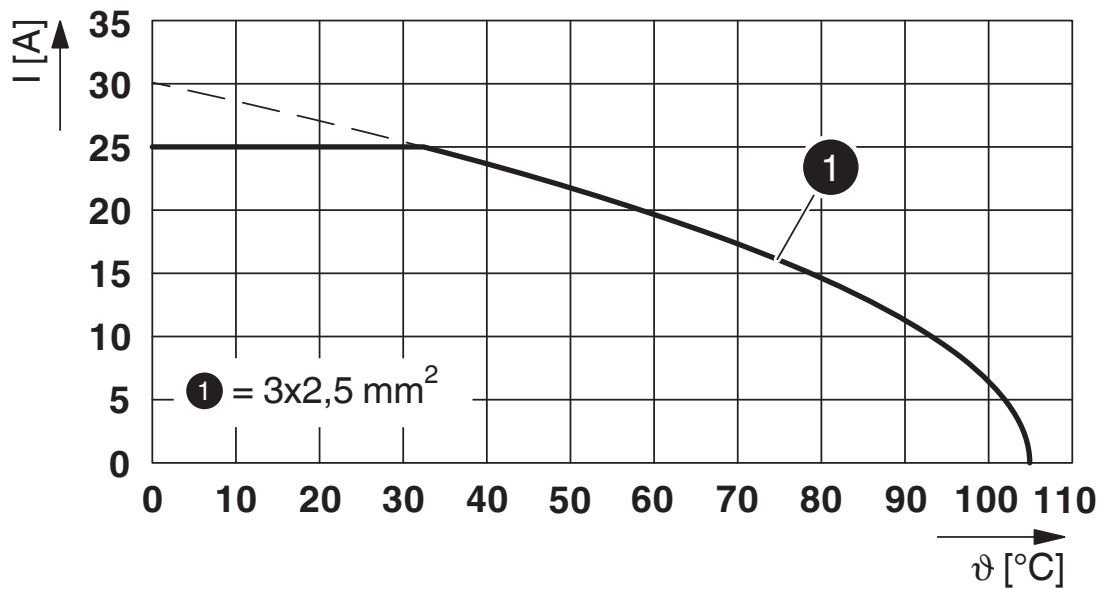
Installation dimensions

# M17-3ES1N8AA600S - Device connector front mounting

1628516

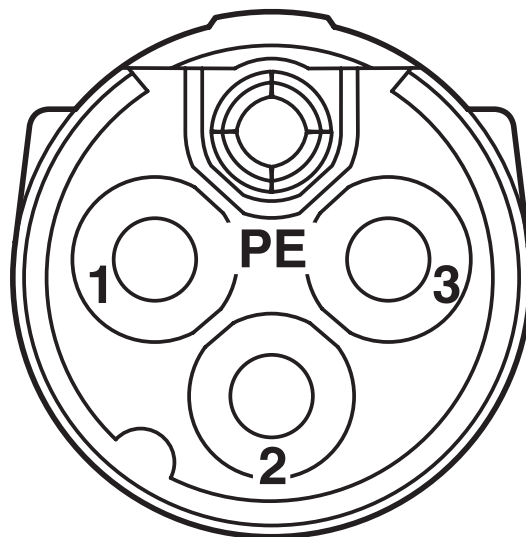
<https://www.phoenixcontact.com/us/products/1628516>

Diagram



$I$  = current strength,  $\vartheta$  = ambient temperature, 3x 25 A

Schematic diagram



Connector pin assignment

# M17-3ES1N8AA600S - Device connector front mounting





1628516

<https://www.phoenixcontact.com/us/products/1628516>

## Approvals

To download certificates, visit the product detail page: <https://www.phoenixcontact.com/us/products/1628516>

	<b>UL Listed</b> Approval ID: E468743-20230831			
	Nominal voltage U <sub>N</sub>	Nominal current I <sub>N</sub>	Cross section AWG	Cross section mm <sup>2</sup>
	600 V	20 A	-	2.5

	<b>cUL Listed</b> Approval ID: E468743-20230831			
	Nominal voltage U <sub>N</sub>	Nominal current I <sub>N</sub>	Cross section AWG	Cross section mm <sup>2</sup>
	600 V	18 A	2,5	-

<b>cULus Listed</b>
---------------------

# M17-3ES1N8AA600S - Device connector front mounting



1628516  
<https://www.phoenixcontact.com/us/products/1628516>

## Classifications

### ECLASS

ECLASS-11.0	27440109
ECLASS-12.0	27440109
ECLASS-13.0	27440109

### ETIM

ETIM 9.0	EC003569
----------	----------

### UNSPSC

UNSPSC 21.0	39121400
-------------	----------



1628516  
<https://www.phoenixcontact.com/us/products/1628516>

Environmental product compliance

EU RoHS	
Fulfills EU RoHS substance requirements	Yes, No exemptions
China RoHS	
Environment friendly use period (EFUP)	EFUP-E
	No hazardous substances above the limits
EU REACH SVHC	
REACH candidate substance (CAS No.)	No substance above 0.1 wt%

Phoenix Contact 2024 © - all rights reserved  
<https://www.phoenixcontact.com>

Phoenix Contact USA  
586 Fulling Mill Road  
Middletown, PA 17057, United States  
(+717) 944-1300  
[info@phoenixcon.com](mailto:info@phoenixcon.com)