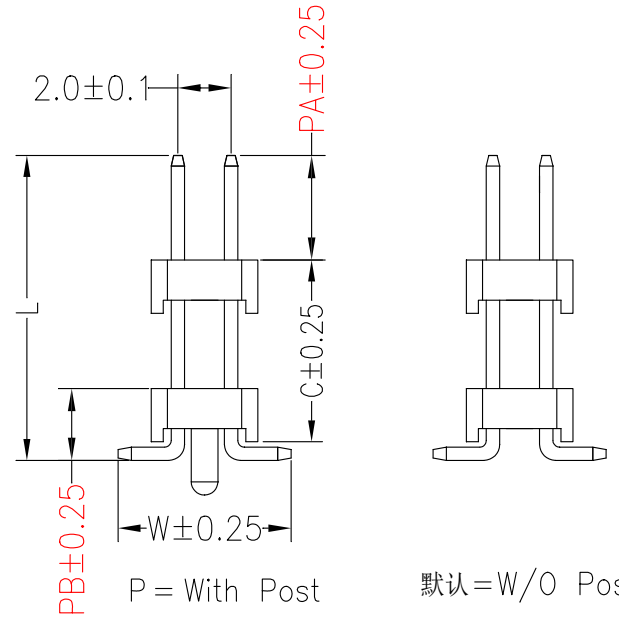
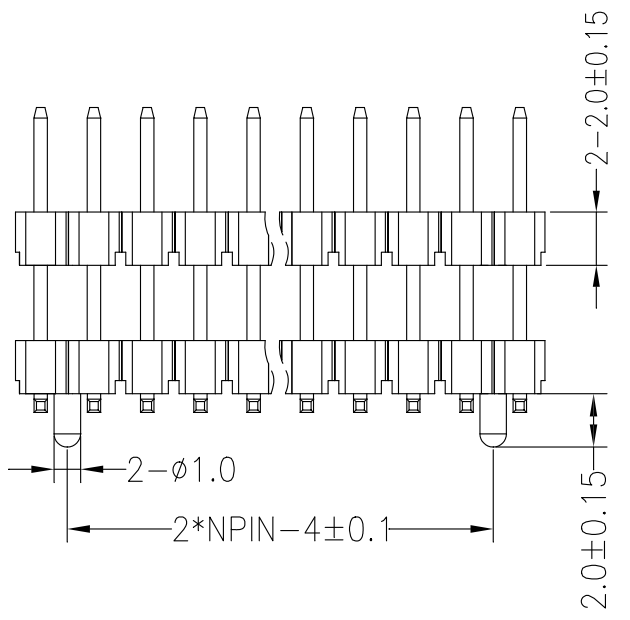
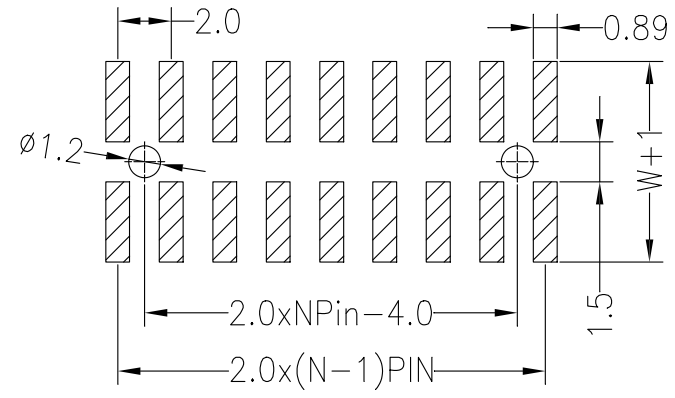
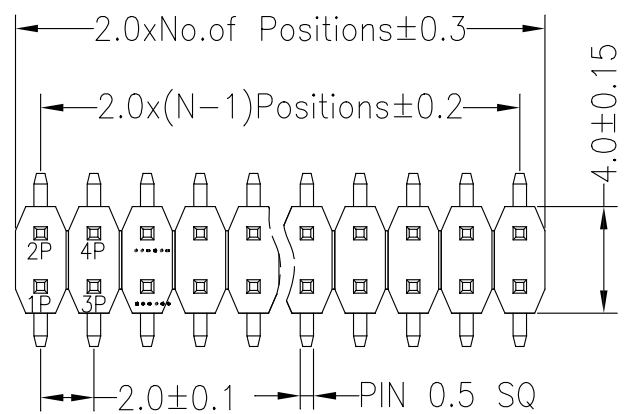


Recommended P.C.B Layout(Top Side)
(PCB BOARD TOLERANCE±0.05)



SPECIFICATIONS
 Rated Current:1.5AMP
 Contact Resistance:20mΩ Max
 Withstand Voltage:500V AC/DC
 Insulation Resistance:1000MΩ Min
 Operation Temperature:-40°c to +105°c

Contact Material:Brass
 Contact Plating:Au or Sn Over Ni
 Insulator Material:Polyester(UL94V-0)
 Standard: PA6T
 Max.Processing Temp: 230°C for 30-60 seconds
 (260°C for 5 seconds)

Dimension antitheses list					
ITEM	PA	PB	W	C	L
Standard	4.00	2.50	6.50	8.90	13.40
Alternate					

Ordering Information

PZ 200 - * - N - S - * - ** - * - P

No.of Rows 1=Single Row 2=Dual Row	No.of Pins 2-40Pin	Type 2=直插 4=弯插 6=直贴 8=弯贴	Length (塑料) (mm)	Contact G0:Gold G1:10u" Gold G2:35u" Gold G3:50u" Gold G4:100u" Gold G5:150u" Gold G6:300u" Gold	Plating Flash Gold	R=Reel +Cap (卷带+盖板)	Post (焊柱)
--	-----------------------	--------------------------------------	------------------------	---	--------------------------	---------------------------	--------------

GENERAL TOLERANCE		制图		深圳市华灿天禄电子有限公司			
DIM TOL		DRAWING		ShenzhenhuacantianluELECTRONICS CO.,LTD			
			审核	产品名称	2.00 双排双翼 排针 贴片	版本	A
	X.X ±0.30		CHECK	TITLE		REV.	
	X.XX ±0.20		批准	产品料号	PZ200-2-N-S-C6.7-G0-R-P	单位	mm
1	初版发行		APPROVAL	PART NO.		页次	1/1
序号	变更内容	日期	SCALE	材料		SHEET	
No.	MODIFY CONTENT	MODIFY DATE	Angle ±3.0°	投影			