General tolerances(mm)														
0 ~ 3	>3 ~ 6	>6 ~ 10	>10 ~ 18	>18 ~ 30	>30 ~ 50	>50 ~ 80	>80 ~ 120	>120 ~ 180	>180 ~ 250	>250 ~ 315	>315 ~ 400	>400 ~ 500	>500	0.1/10
±0.12	±0.18	±0.22	±0.26	±0.31	±0.37	±0.57	±0.80	±0.93	±1.05	±1.15	±1.60	±2.20	±2.50	∠ ±2°

Product model	PIN	A	B	C	D
BX-DGRH-3.81-2P	2X2	8.86	3.81	8.46	3.81
BX-DGRH-3.81-3P	2X3	12.67	7.62	12.27	7.62
BX-DGRH-3.81-4P	2X4	16.48	11.43	16.08	11.43
BX-DGRH-3.81-5P	2X5	20.29	15.24	19.89	15.24
BX-DGRH-3.81-6P	2X6	24.10	19.05	23.70	19.05
BX-DGRH-3.81-7P	2X7	27.91	22.86	27.51	22.86
.....	....	.....	....	.....	....
BX-DGRH-3.81-24P	2X24	3.81xN/2+1.24	3.81x(N/2-1)	3.81xN/2+0.84	3.81x(N/2-1)

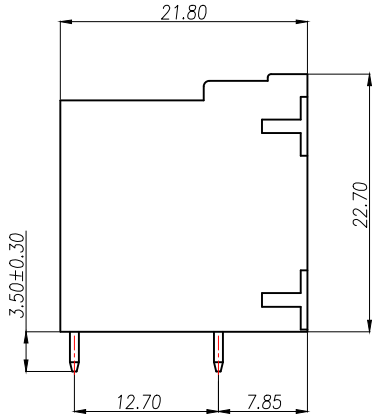

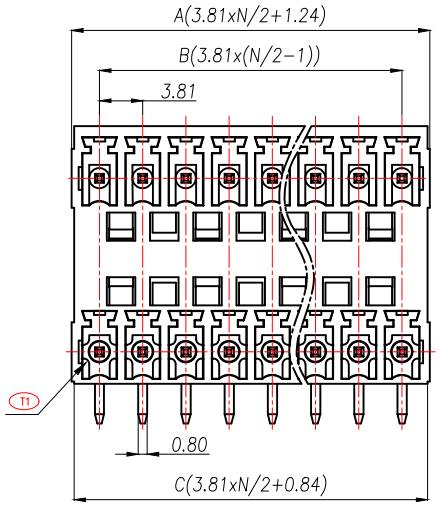

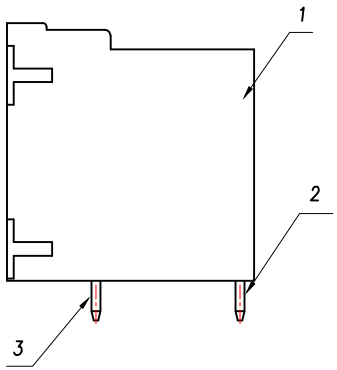

UL Standard	B	C	D
Rated Voltage(V)/Current(A)	300/8	/	300/8
IEC Standard			
Overvoltage Category/Pollution Degree	Ⅲ/3	Ⅲ/2	Ⅱ/2
Rated Voltage(V)/Current(A)	/	/	250/7
Rate Impulse Voltage(KV)	/	/	2.5
Pitch(mm)/Poles	3.81/N=04~48P		
Operating temperature(°C)	-40~+105		
Conform to RoHS	Yes		

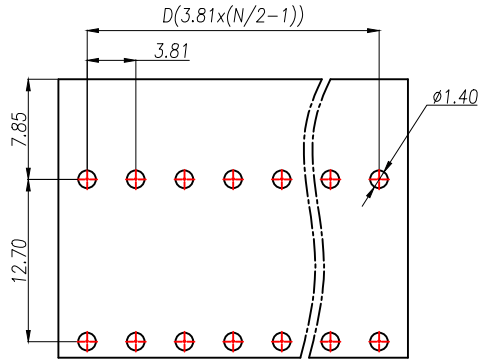

PCB LAYOUT

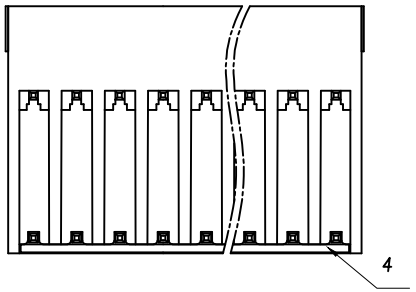

ITEM	NAME OF PART	MATERIAL	NOTES
4	Cover	PA66	UL94V-0
3	Pin 2	Copper Alloy	Sn Plated
2	Pin 1	Copper Alloy	Sn Plated
1	Housing	PA66	UL94V-0

序号	名称	材料	数量	附注
2	端子 Contact	黄铜	n×1	电镀(铜): 整个表面镀底镍30u"MIN,再镀锡 80u"MIN..
1	基座 Wafer	PA66(UL94V-0)	1	白色

GENERAL TOLERANCES					
0.X ±0.25	X.° ±3°	DRAWN BY		Bossie（博锡）	
0.XX ±0.12		CHK.BY			
0.XXX ±0.05	X.X° ±0.5°	APRV.BY		SHEET	PROD. NAME Socket-type terminal
UNIT	SIZE	SCALE	DRAWING NO.	1 OF 1	PART NO. BX-DGRH-3.81-NP
MM	A4	1:1		TITLE	