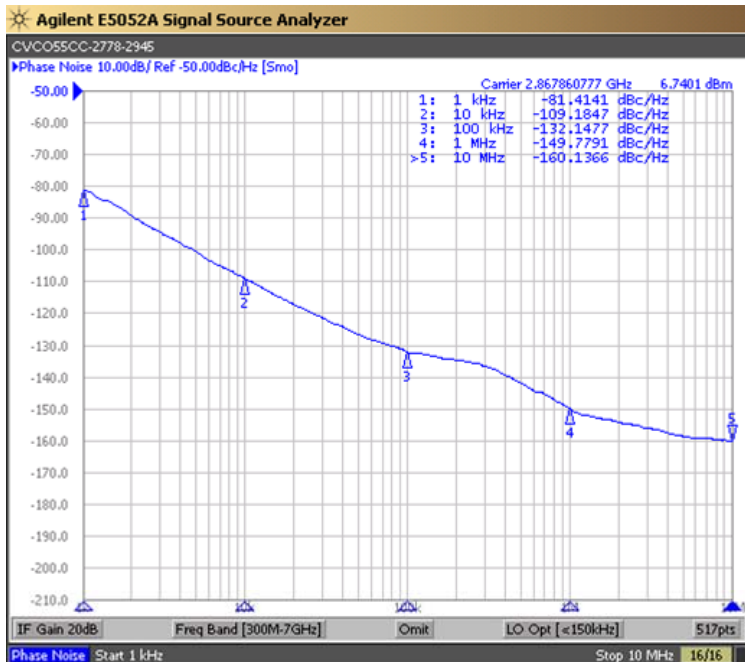


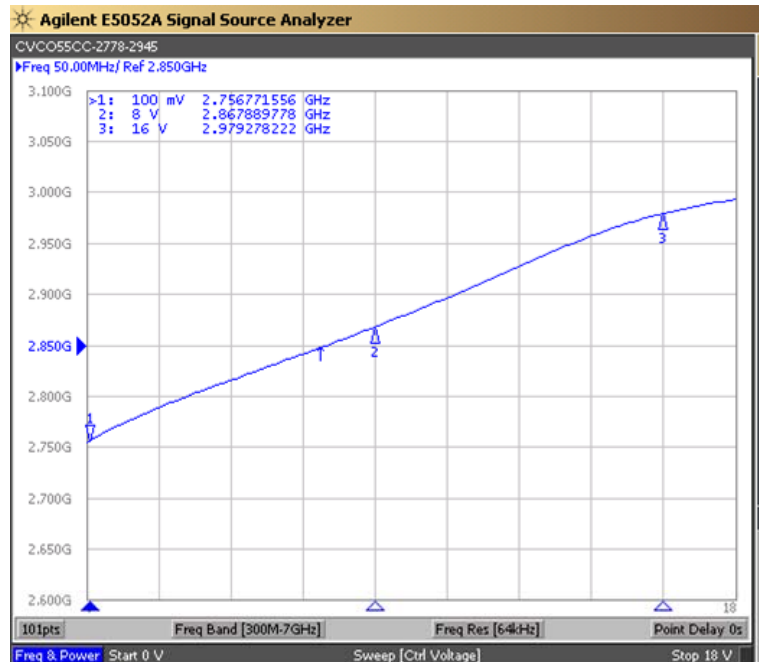


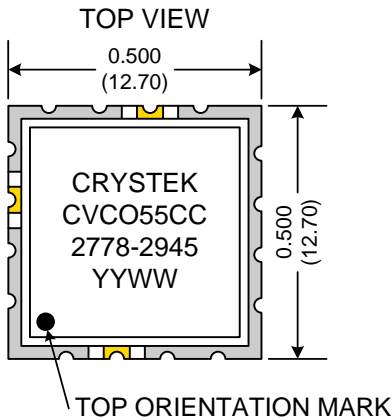
PERFORMANCE SPECIFICATION	MIN	TYP	MAX	UNITS
Lower Frequency:			2778	MHz
Upper Frequency:	2945			MHz
Tuning Voltage:	0.1		16.0	VDC
Supply Voltage:	7.6	8.0	8.4	VDC
Output Power:	+4.0	+6.0	+8.0	dBm
Supply Current:		30	40	mA
Harmonic Suppression (2 <sup>nd</sup> Harmonic):		-20	-10	dBc
Pushing:		1.0	2.0	MHz/V
Pulling, all Phases:		2.5	5.0	MHz pk-pk
Tuning Sensitivity:		15		MHz/V
Phase Noise @ 10kHz offset:		-107		dBc/Hz
Phase Noise @ 100kHz offset:		-133		dBc/Hz
Load Impedance:		50		$\Omega$
Input Capacitance:			10	pF
Operating Temperature Range:	-40		+85	$^{\circ}\text{C}$
Storage Temperature Range:	-45		+90	$^{\circ}\text{C}$

Phase Noise (1 Hz BW, Typical)



Tuning Curve (Typical)

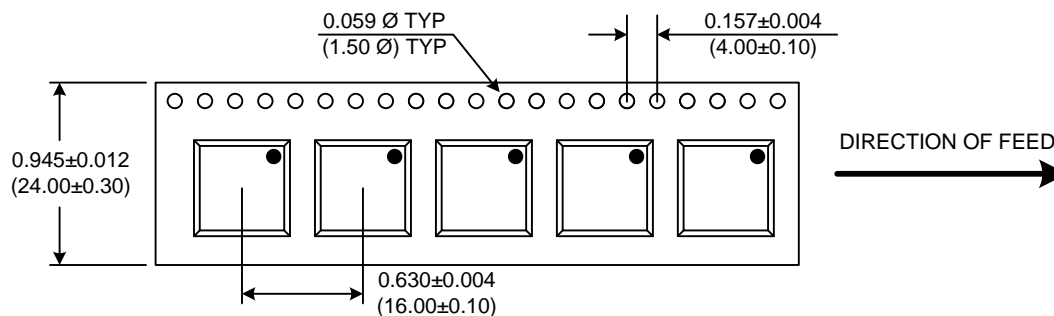




Pad	Connection
2	Vt
10	RF-OUTPUT
14	Vcc
Others	GROUND

- Unless otherwise specified, Dimensions are in:  $\frac{IN}{(mm)}$
- Pad Location Dimensions are in: Inches

**TAPE AND REEL**



Drawing not to scale

**Product Control:**

Crystek Part Number:	CVCO55CC-2778-2945	Release Date:	04-Dec-2013
Revision Level:	G	Responsible:	C. Vales

Specification is subject to change without notice

Page 2 of 2