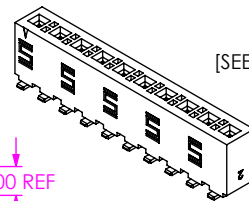
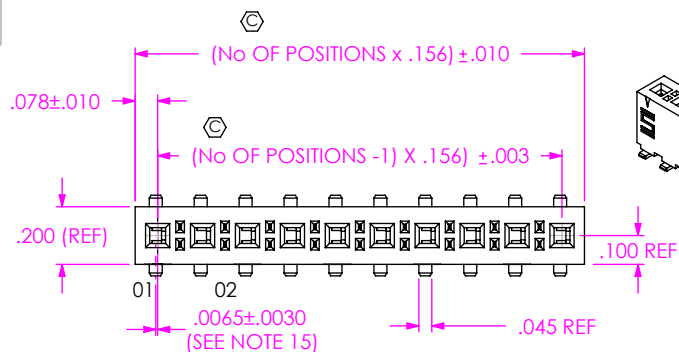


DO NOT  
SCALE FROM  
THIS PRINT

FHP-XX-XX-XX-S-XX-XX-X-XX

No OF POSITIONS  
-02 THRU -24  
(PER ROW)  
[SEE POSITIONAL FILL VIEW]

LEAD STYLE

-01: THROUGH HOLE  
(USE C-130-03-X)  
-02: SURFACE MOUNT  
(USE C-130-04-X)

PLATING SPECIFICATION

-T: MATTE TIN CONTACT AND TAIL  
(USE C-130-XX-T)  
-TM: MATTE TIN CONTACT AND TAIL  
(USE C-130-XX-T)  
-H:  $30\mu$ " GOLD IN CONTACT AREA,  
 $3\mu$ " GOLD ON TAIL (USE C-130-XX-H)

PACKAGING

BLANK: TUBES (SEE NOTE 6, 10 & 13)  
-TR: TAPE & REEL (SEE NOTES 13 & 14)  
-FR: FULL REEL QTY TAPE & REEL  
(SEE NOTES 13 & 14)  
(-TR & -FR AVAILABLE FOR 2 THRU 18 POS)

PICK & PLACE OPTION

-K: POLYIMIDE FILM PAD (-02 LEAD STYLE ONLY)  
(SEE FIG 3, SHT. 2) (USE K-DOT-.256-.375-.005)  
(AVAILABLE ON POSITIONS 2-24,  
2-4 POSITIONS MUST BE IN -TR & -FR)

\*POLARIZATION

(SEE SHT 2, IN-PROCESS 1 POLARIZED FILL)  
(SEE NOTE 12)

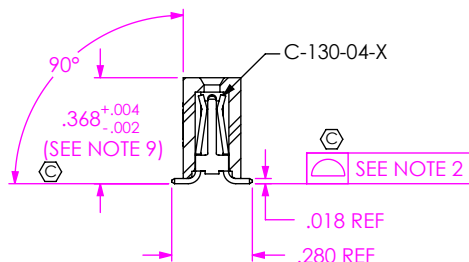
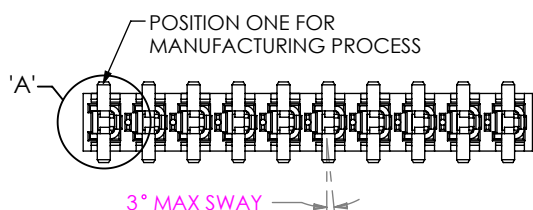
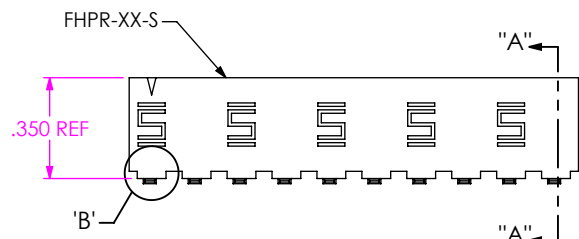
OPTION

-LC: LOCKING CLIP (USE LC-05-TM)  
(-02 LEAD STYLE ONLY, SEE NOTE 11)  
-A: ALIGNMENT PIN (USE FHPR-XX-S-A)  
(SEE FIG 2, SHT 2) (-02 LEAD STYLE ONLY)

ROW SPECIFICATION

-S: SINGLE (USE FHPR-XX-S)

\* = INTERNAL USE ONLY  
NOT FOR SALE



SECTION "A"-A"  
STYLE -02

3° MAX TWIST

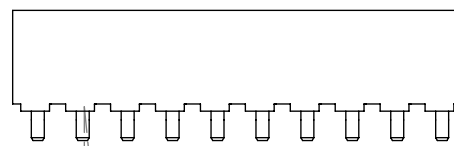
DETAIL 'B'  
SCALE 4:1

DETAIL 'A'  
SCALE 4:1  
(SHOWN FOR  
CONTACT ORIENTATION)

FIG 1  
[FHP-10-02-X-S SHOWN]

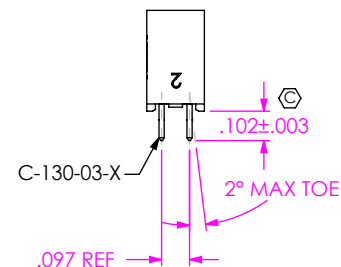
## NOTES:

1. REPRESENTS A CRITICAL DIMENSION.
2. COPLANARITY TO BE WITHIN  $.006$ ".
3. BURR ALLOWANCE:  $.0015 \text{ MAX.}$
4. MAXIMUM CUT FLASH:  $.020$ .
5. MINIMUM PUSHOUT FORCE: 1.0 LB.
6. LAYER PACKAGE STYLE -01 & -02, POSITIONS 02 - 04 WITH NO OPTIONS ONLY.
7. OPEN PART OF CONTACT FILLED TOWARDS #1 PIN INDICATOR
8. MINIMUM WALL THICKNESS TO BE  $.010$ ".
9. MEASURED @ BEND.
10. TUBE PACKAGING AVAILABLE FOR 5 THRU 24 POSITIONS.
11. DUE TO THE HIGH AMOUNT OF INSERTION FORCE NEEDED, THE -LC OPTION IS NOT COMPATIBLE WITH AUTO PLACEMENT. SAMTEC RECOMMENDS MANUAL PLACEMENT FOR ALL ASSEMBLIES WITH THE -LC OPTION.
12. POLARIZATION NUMBER INDICATES THE AMOUNT OF LIVE CONTACTS IN THE CONNECTOR.
13. ORDERS WILL BE PACKAGED ACCORDING TO THE SAMTEC PACKAGING EFFICIENCY STANDARDS (SPES) FOUND ON [WWW.SAMTEC.COM](http://WWW.SAMTEC.COM).
14. ATTACH LABEL-4X2 TO EACH REEL.
15. IN THE TOP VIEW, THE PROPER LOCATION OF THE OFFSET SOLDER TAIL WILL BE WITH THE SOLDER TAIL OFFSET TO THE LEFT OF THE MATING OR PLUGGING HOLE. THE OFFSET IS DESCRIBED BY THE  $.009 \text{ REF}$ .



3° MAX SWAY  
ALL LEADS TO BE IN THE  
SAME DIRECTION  
(EITHER DIRECTION)

## STYLE -01



UNLESS OTHERWISE SPECIFIED,  
DIMENSIONS ARE IN INCHES.

TOLERANCES ARE:

DECIMALS ANGLES  
.XX:  $\pm .01$   
.XXX:  $\pm .005$   
.XXXX:  $\pm .0020$

PROPRIETARY NOTE

THIS DOCUMENT CONTAINS CONFIDENTIAL AND  
PROPRIETARY INFORMATION AND ALL DESIGN,  
MANUFACTURING, REPRODUCTION, USE, PATENT RIGHTS  
AND SALES RIGHTS ARE EXPRESSLY RESERVED BY SAMTEC,  
INC. THIS DOCUMENT SHALL NOT BE DISCLOSED, IN WHOLE  
OR PART, TO ANY UNAUTHORIZED PERSON OR ENTITY NOR  
REPRODUCED, TRANSFERRED OR INCORPORATED IN ANY  
OTHER PROJECT IN ANY MANNER WITHOUT THE EXPRESS  
WRITTEN CONSENT OF SAMTEC, INC.

MATERIAL: DO NOT SCALE DRAWING SHEET SCALE: 1.5:1

MATERIAL:  
PRIMARY: VECTRA E130I BLACK,  
ALTERNATE: SUMIKA E6007LHF BLACK  
CONTACT: BeCu, 174HT

F:\DWG\MISC\MKTG\FHP-XX-XX-XX-S-XX-XX-X-XX-MKT.SLDRW

**samtec**

520 PARK EAST BLVD, NEW ALBANY, IN 47150  
PHONE: 812-944-6733 FAX: 812-948-5047  
e-Mail: [info@SAMTEC.com](mailto:info@SAMTEC.com) code: 55322

DESCRIPTION:

.156 HI POWER SOCKET ASSEMBLY

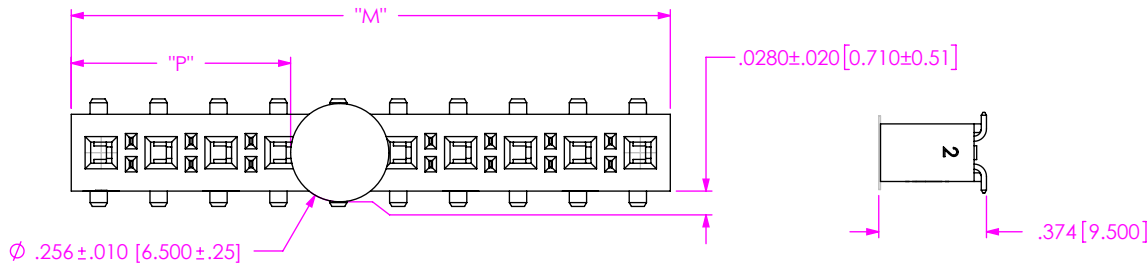
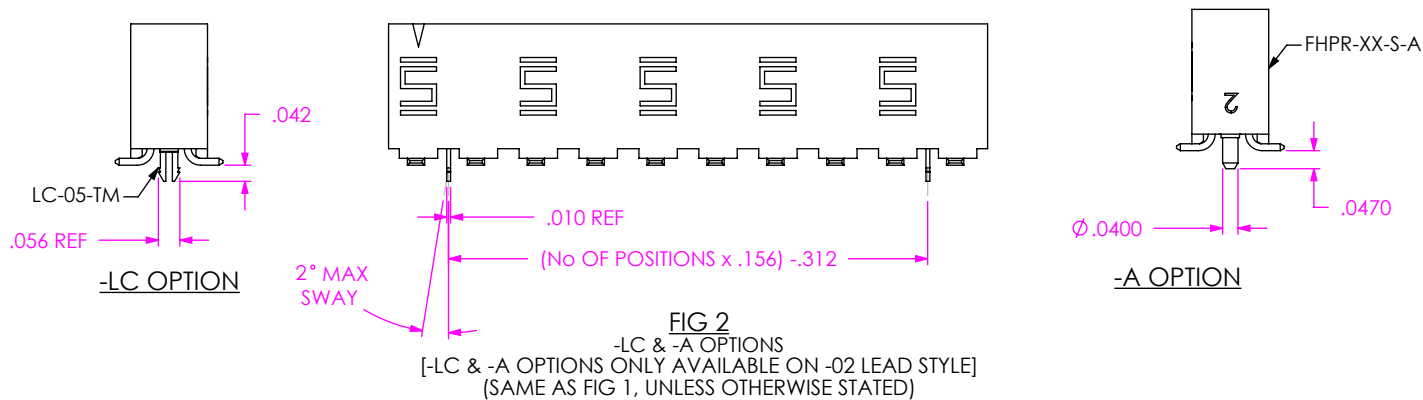
DWG. NO.

FHP-XX-XX-XX-S-XX-XX-X-XX

BY: BRATCHER

03/01/99

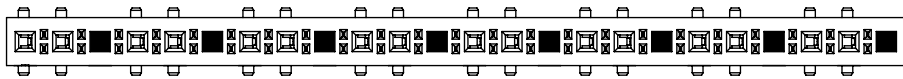
SHEET 1 OF 2



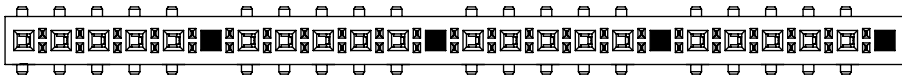
NOTE: "M" = USED MEASURED DIMENSION (REF)  
"P" = {("M" - .256 [6.50]) / 2} ± .020 [.51]  
FIG 3  
-K: POLYIMIDE FILM PAD OPTION  
(SHOWN: FHP-10-02-X-S-K)

IN-PROCESS 1  
FILL C-130-XX-X

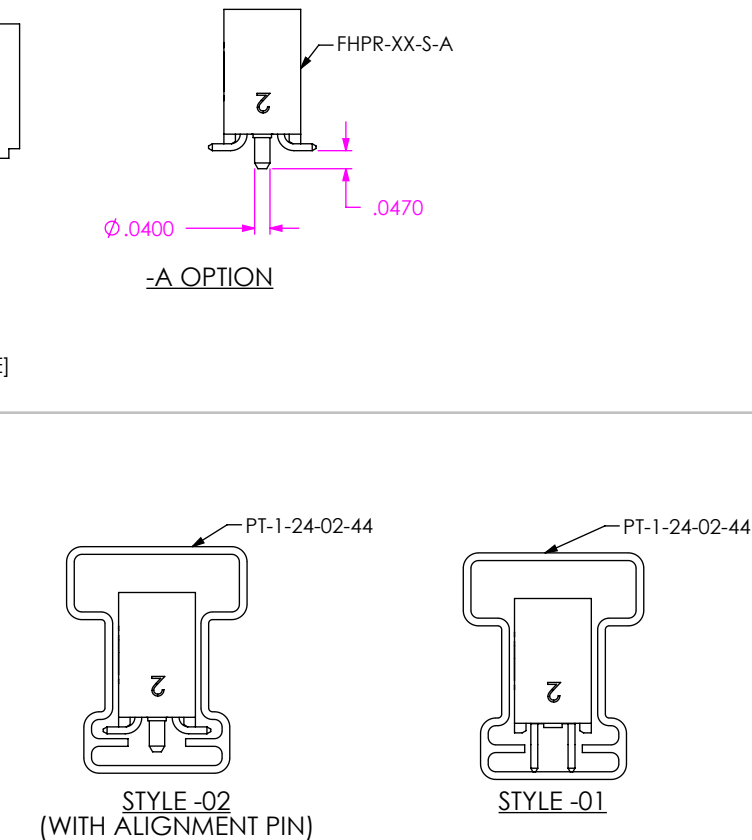
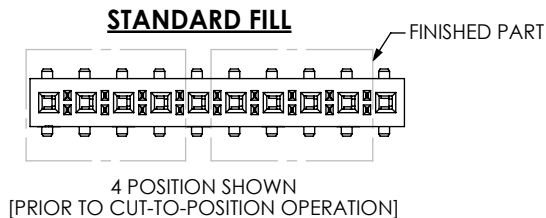
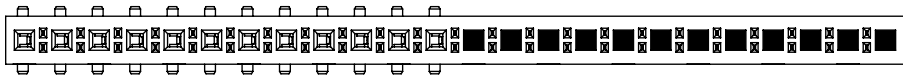
**POLARIZED OPTION**  
■ = DENOTES EMPTY POSITION  
**-02 POLARIZATION**  
(8 FINISHED GOODS)  
FHP-24-02-XX-S-02 SHOWN



**-05 POLARIZATION**  
(4 FINISHED GOODS)  
FHP-24-02-XX-S-05 SHOWN



**-12 POLARIZATION**  
(1 FINISHED GOODS)  
FHP-24-02-XX-S-12 SHOWN



(TUBE PACKAGING AVAILABLE FOR 5 THRU 24 POS)  
(TUBE PACKAGE THE PARTS WITH #1 PIN TOWARDS ARROW)

PACKAGING TABLE			
LEAD STYLE	OPTIONS	PACKAGING TUBE	PLUG
-01	ALL OPTIONS	PT-1-24-02-44	TP-03
-02	ALL OPTIONS	PT-1-24-02-44	TP-03

PROPRIETARY NOTE  
THIS DOCUMENT CONTAINS CONFIDENTIAL AND PROPRIETARY INFORMATION AND ALL DESIGN, MANUFACTURING, REPRODUCTION, USE, PATENT RIGHTS AND SALES RIGHTS ARE EXPRESSLY RESERVED BY SAMTEC, INC. THIS DOCUMENT SHALL NOT BE DISCLOSED, IN WHOLE OR PART, TO ANY UNAUTHORIZED PERSON OR ENTITY NOR REPRODUCED, TRANSFERRED OR INCORPORATED IN ANY OTHER PROJECT IN ANY MANNER WITHOUT THE EXPRESS WRITTEN CONSENT OF SAMTEC, INC.

**samtec**  
520 PARK EAST BLVD, NEW ALBANY, IN 47150  
PHONE: 812-944-6733 FAX: 812-948-5047  
e-Mail: info@SAMTEC.com code: 55322

DO NOT SCALE DRAWING  
SHEET SCALE: 1:0.666667

DESCRIPTION:  
.156 HI POWER SOCKET ASSEMBLY  
DWG. NO.  
**FHP-XX-XX-XX-S-XX-XX-X-XX**  
BY: BRATCHER 03/01/99 SHEET 2 OF 2