

Series 800 "Mighty Mouse" Original UNF Threaded Coupling

Series 800 Plug Connectors



Series 800 Plug Connector

Compact Size saves space and weight. Smaller than other Series 800 plugs, these Series 800 plugs are suitable for hostile environments and are watertight when mated.





Two Shell Styles: Integral platform for direct shield attachment using **BAND-IT®** termination system, or accessory thread for attaching a strain relief.

Crimp, Rear Release contact system, now with #12 and #16 M39029 coaxial or power contacts.

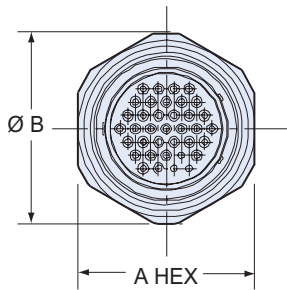
Two Coupling Nut Styles: Hex nut or round knurled nut. Either style is available with optional wave spring which helps to prevent the nut from backing off.

HOW TO ORDER

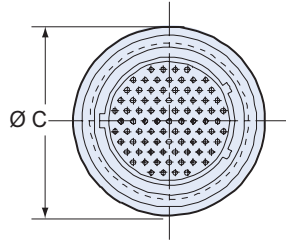
Sample Part Number

800-006	-06	M	7-10	P	Z
Series	Shell Style	Shell Material / Finish	Shell Size- Insert Arrangement	Contact Type	Shell Key Position
 800-006 Hex Plug with Banding Platform	-06 Standard Coupling Nut -16 Coupling Nut with Anti-Decoupling Wave Spring	C Aluminum / Black Anodize M Aluminum / Electroless Nickel NF Aluminum / Cadmium with Olive Drab Chromate ZN Aluminum / Zinc-Nickel with Olive Drab Chromate ZNU Aluminum / Zinc-Nickel with Black Chromate Z1 Stainless Steel / Passivated	5-3 3 #23 Contacts 6-1 1 #16 Contact 6-4 4 #23 Contacts 6-7 7 #23 Contacts 7-1 1 #12 Contact 7-10 10 #23 Contacts 8-13 13 #23 Contacts 9-4 4 #16 Contacts 9-19 19 #23 Contacts 10-26 26 #23 Contacts 12-2 2 #12 Contacts 12-37 37 #23 Contacts #23 contacts are packaged with connectors. #16 and #12 contacts must be ordered separately.	Standard #23 contacts accept #22 through #28 AWG wire. Use the following contact codes to specify these contacts: P Pin S Socket Special contacts for #26 to #30 AWG are also available. Use the following contact codes to specify these contacts: G Pin H Socket	N Normal X Pos. X Y Pos. Y Z Pos. Z
 800-007 Hex Plug with Accessory Thread					
 800-008 Knurled Round Plug with Band Platform					
 800-009 Knurled Round Plug with Accessory Thread					

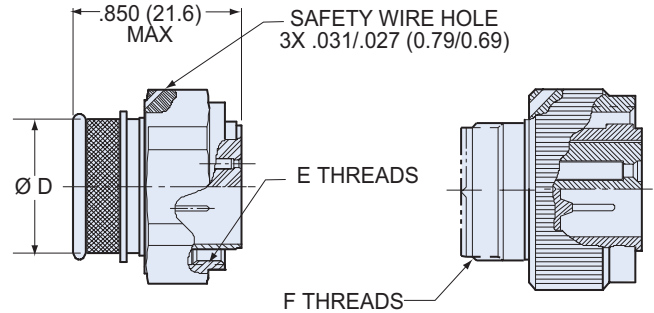
Series 800 Plug Connectors



Hex Coupling Nut
800-006
800-007



Round Knurled Coupling Nut
800-008
800-009



Integral Band Platform
800-006
800-008

Accessory Threads
800-007
800-009

DIMENSIONS

Shell Size	A Hex Style 06		A Hex Style 16		Ø B Style 06		Ø B Style 16		Ø C Style 06		Ø C Style 16		Ø D		E Threads Coupling Nut	F Threads Accessory
	In.	mm.	In.	mm.	In.	mm.	In.	mm.	In.	mm.	In.	mm.	In.	mm.		
5	.430	10.92	.495	12.57	.470	11.94	.540	13.72	.430	10.92	.490	12.45	.230	5.84	.3125-28 UN-2B	.250-32 UNEF-2A
6	.500	12.70	.563	14.30	.550	13.97	.620	15.75	.500	12.70	.560	14.22	.286	7.26	.3750-28 UN-2B	.3125-32 UNEF-2A
7	.625	15.88	.720	18.29	.680	17.27	.800	20.32	.620	15.75	.680	17.27	.390	9.91	.4375-28 UNEF-2B	.4375-28 UNEF-2A
8	.680	17.27	.743	18.87	.750	19.05	.830	21.08	.680	17.27	.750	19.05	.445	11.30	.5000-32 UN-2B	.5000-28 UNEF-2A
9	.750	19.05	.813	20.65	.830	21.08	.890	22.61	.750	19.05	.810	20.57	.500	12.70	.5625-32 UN-2B	.5625-24 UNEF-2A
10	.812	20.62	.875	22.23	.900	22.86	.960	24.38	.810	20.57	.880	23.35	.565	14.35	.6250-32 UN-2B	.6250-24 UNEF-2A
12	.875	22.23	.938	23.83	.970	24.64	1.030	26.16	.880	22.35	.940	23.88	.650	16.51	.7500-28 UN-2B	.6875-24 UNEF-2A

SERIES 800 KEY POSITIONS

Key Position	Key Rotation		
Normal (N)	150°	<p>Plug Key Position</p>	<p>Receptacle Key Position</p>
X	140°		
Y	130°		
Z	120°		

Shell size 5 and 6: master key is located at top dead center for normal (N) position. Shell size 7 thru 12: master key is rotated 90° from TDC for normal position.