

PLC-RPT- 24DC/ 1ICT/ACT - Relay module



1078683

<https://www.phoenixcontact.com/us/products/1078683>

Please be informed that the data shown in this PDF document is generated from our online catalog. Please find the complete data in the user documentation. Our general terms of use for downloads are valid.



PLC-INTERFACE for high inrush currents, consisting of PLC-BPT.../1 IC/ACT basic terminal block with push-in connection and pluggable miniature relay, for mounting on DIN rail NS 35/7,5, max. inrush current up to 800 A, 1 N/O contact, input voltage 24 V DC

Product description

The relay module is particularly suitable for switching strong capacitive loads, such as LED lights. The ballasts installed in the LED lights often have extremely high switch-on peaks which cause standard relay contacts to fuse. The leading tungsten pre-contact ensures that switch-on currents of up to 800 A can be switched safely.

Your advantages

- Direct connection of load return line thanks to actuator version
- Efficient connection to system cabling using V8 adapter
- Safe isolation between coil and contact side
- Max. inrush current of 800 A
- Functional plug-in bridges

Commercial data

Item number	1078683
Packing unit	10 pc
Minimum order quantity	10 pc
Sales key	C461
Product key	CK62B6
Catalog page	Page 383 (C-5-2019)
GTIN	4055626794259
Weight per piece (including packing)	71.63 g
Weight per piece (excluding packing)	71.63 g
Customs tariff number	85364190
Country of origin	DE

PLC-RPT- 24DC/ 1ICT/ACT - Relay module



1078683

<https://www.phoenixcontact.com/us/products/1078683>

Technical data

Notes

Notes on operation	Separating plate PLC-ATP must be installed for voltages larger than 250 V (L1, L2, L3) between identical terminal blocks in adjacent modules. Potential bridging is then carried out with FBST 8-PLC... or FBST 500....
Notes on operation	The PLC-ATP separating plate should be installed for safe isolation between adjacent modules
Assembly note	The PLC-ATP separating plate is required at the start and end of every PLC terminal strip.
Notes on operation	The system installer must ensure the touch protection of the product (at voltages > 25 V AC/60 V DC). The product is a built-in device without protection against direct contact.

Product properties

Product type	Relay Module
Product family	PLC-INTERFACE
Application	high inrush currents
Operating mode	100% operating factor
Mechanical service life	3x 10 ⁷ cycles

Data management status

Date of last data management	08.07.2024
Article revision	02

Insulation characteristics: Standards/regulations

Insulation	Safe isolation, reinforced insulation
Overvoltage category	III
Pollution degree	3

Electrical properties

Maximum power dissipation for nominal condition	0.43 W
Test voltage (Winding/contact)	4 kV AC (50 Hz, 1 min., winding/contact)

Standards/regulations

Rated insulation voltage	250 V AC
Rated surge voltage	6 kV

Input data

Coil side

Nominal input voltage U _N	24 V DC
Input voltage range	20.2 V DC ... 33.6 V DC (20 °C)
Nominal voltage (plugged-in electromechanical relay)	24 V DC
Drive and function	monostable
Drive (polarity)	polarized

PLC-RPT- 24DC/ 1ICT/ACT - Relay module



1078683

<https://www.phoenixcontact.com/us/products/1078683>

Typical input current at U_N	18 mA
Typical response time	8 ms
Typical release time	10 ms
Protective circuit	Reverse polarity protection; Polarity protection diode
	Surge protection; Freewheeling diode
Operating voltage display	Yellow LED

Output data

Switching

Contact switching type	1 N/O contact
Type of switch contact	Single contact
Note regarding the switch contact	With tungsten leading contact
Contact material	AgSnO
Note	Main contact silver tin oxide (AgSnO ₂): lead contact tungsten
Maximum switching voltage	250 V AC/DC
Minimum switching voltage	12 V (100 mA)
Limiting continuous current	6 A
	10 A (the value is permissible if both connections 13, both connections 14 and both connections BB are bridged)
Maximum inrush current	165 A (20 ms)
	800 A (200 µs)
Min. switching current	100 mA (12 V)
Interrupting rating (ohmic load) max.	144 W (at 24 V DC, observe contact derating)
	58 W (at 48 V DC)
	48 W (at 60 V DC)
	50 W (at 110 V DC)
	80 W (at 220 V DC)
	1500 VA (for 250 V AC)
Interrupting rating (ohmic load) max. bridged	240 W (for 24 V DC. The value is permissible if both connections 13, both connections 14 and both connections BB are bridged.)
	2500 VA (for 250 V AC. The value is permissible if both connections 13, both connections 14 and both connections BB are bridged.)
Switching capacity min.	1200 mW
Switching capacity	2 A (at 24 V, DC13)
	0.2 A (at 110 V, DC13)
	0.2 A (at 250 V, DC13)
	6 A (at 24 V, AC15)
	6 A (at 120 V, AC15)
	6 A (at 250 V, AC15)

Connection data

Connection method	Push-in connection
Stripping length	10 mm
Conductor cross section rigid	0.14 mm ² ... 2.5 mm ²

PLC-RPT- 24DC/ 1ICT/ACT - Relay module



1078683

<https://www.phoenixcontact.com/us/products/1078683>

Conductor cross section flexible	0.14 mm² ... 2.5 mm²
	0.2 mm² ... 2.5 mm² (Single ferrule)
	2x 0.5 mm² ... 1 mm² (TWIN ferrule)
Conductor cross section AWG	26 ... 14

Dimensions

Width	14 mm
Height	80 mm
Depth	94 mm

Material specifications

Color	gray (RAL 7042)
Flammability rating according to UL 94	V0 (Housing)

Environmental and real-life conditions

Ambient conditions

Degree of protection (Relay)	RT II (Relay)
Degree of protection (Relay base)	IP20 (Relay base)
Degree of protection (Installation location)	≥ IP54 (Installation location)
Ambient temperature (operation)	-40 °C ... 60 °C
Ambient temperature (storage/transport)	-40 °C ... 85 °C
Altitude	≤ 2000 m

Approvals

CE

Certificate	CE-compliant
-------------	--------------

UKCA

Certificate	UKCA-compliant
-------------	----------------

Shipbuilding approval

Certificate	TAE0000196
-------------	------------

Corrosive gas test

Identification	ISA-S71.04. G3 Harsh Group
	EN 60068-2-60

DNV GL data

Temperature	D
Humidity	A
Vibration	B/C
EMC	B
Enclosure	Required protection according to the Rules shall be provided upon installation on board

EMC data

PLC-RPT- 24DC/ 1ICT/ACT - Relay module



1078683

<https://www.phoenixcontact.com/us/products/1078683>

Electromagnetic compatibility	Conformance with EMC directive
Low Voltage Directive	Conformance with Low Voltage Directive

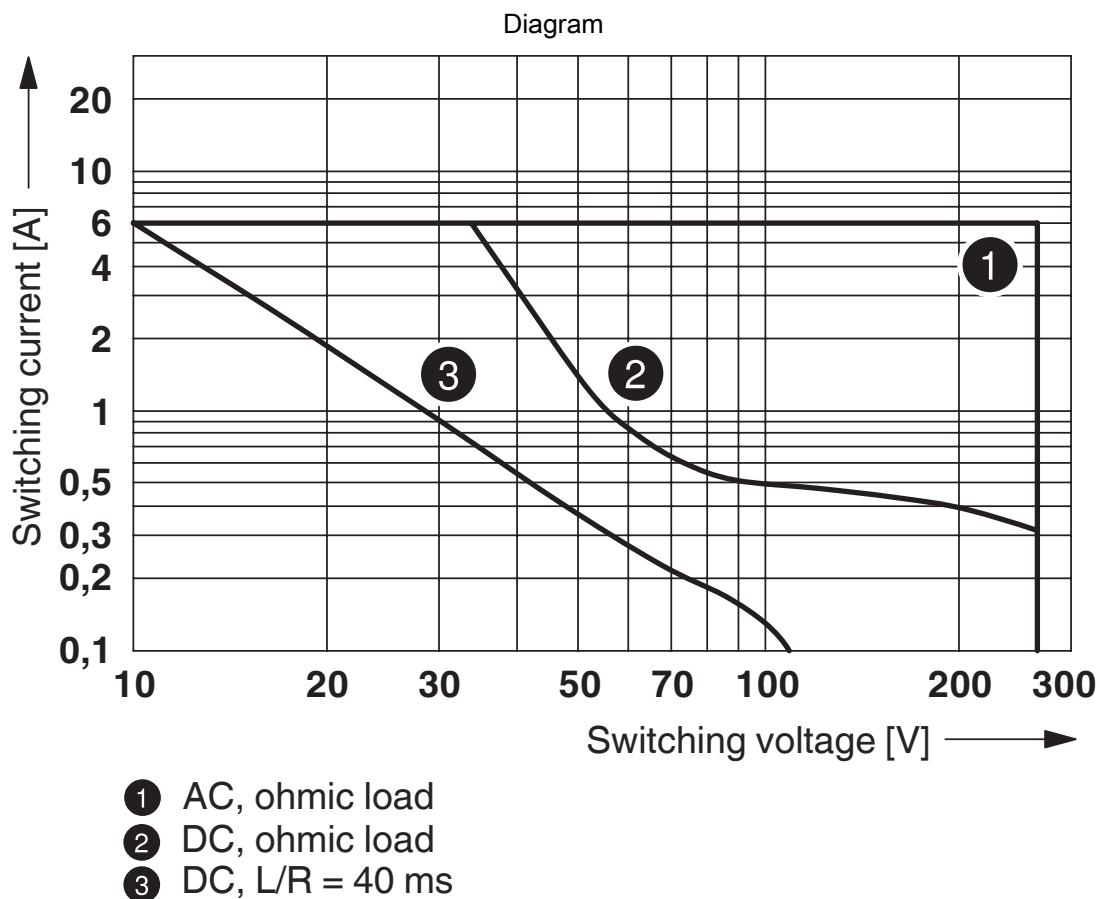
Standards and regulations

Standards/regulations	
Standards/regulations	IEC 60947-5-1

Mounting

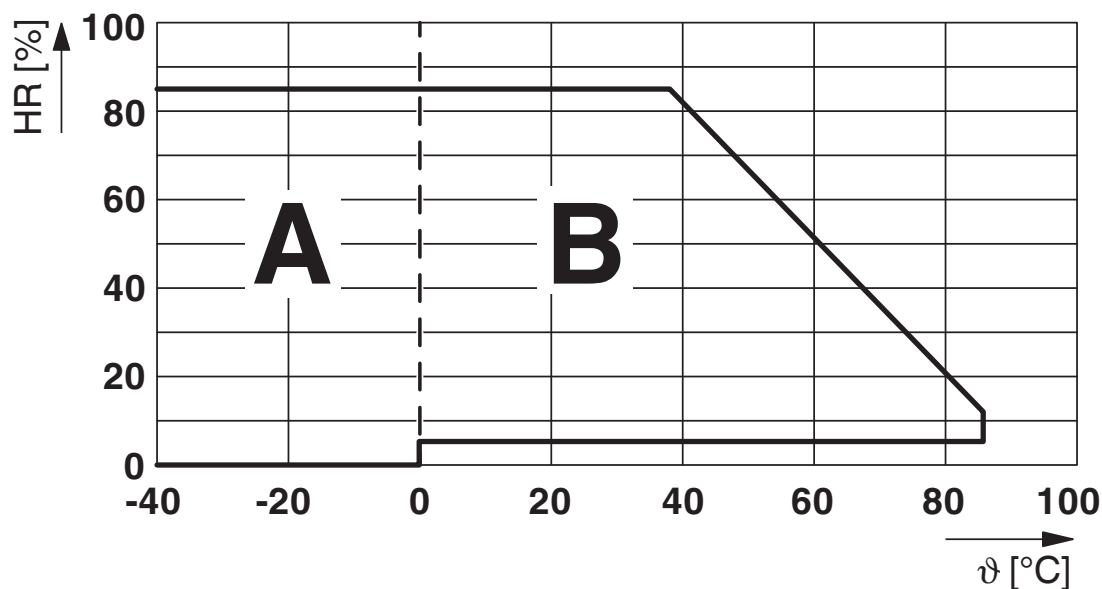
Mounting type	DIN rail mounting
Assembly note	in rows with zero spacing
Mounting position	any

Drawings



Interrupting rating

Diagram



Permissible humidity for operation and storage.

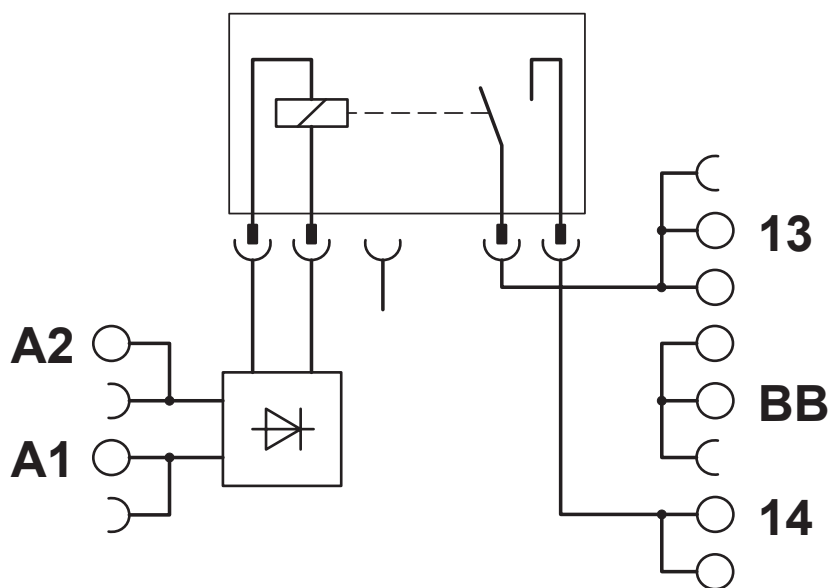
The maximum permissible ambient temperature as specified in the data sheet must be observed.

Area A: Ice buildup at ambient temperatures $\leq 0^{\circ}\text{C}$ must be prevented

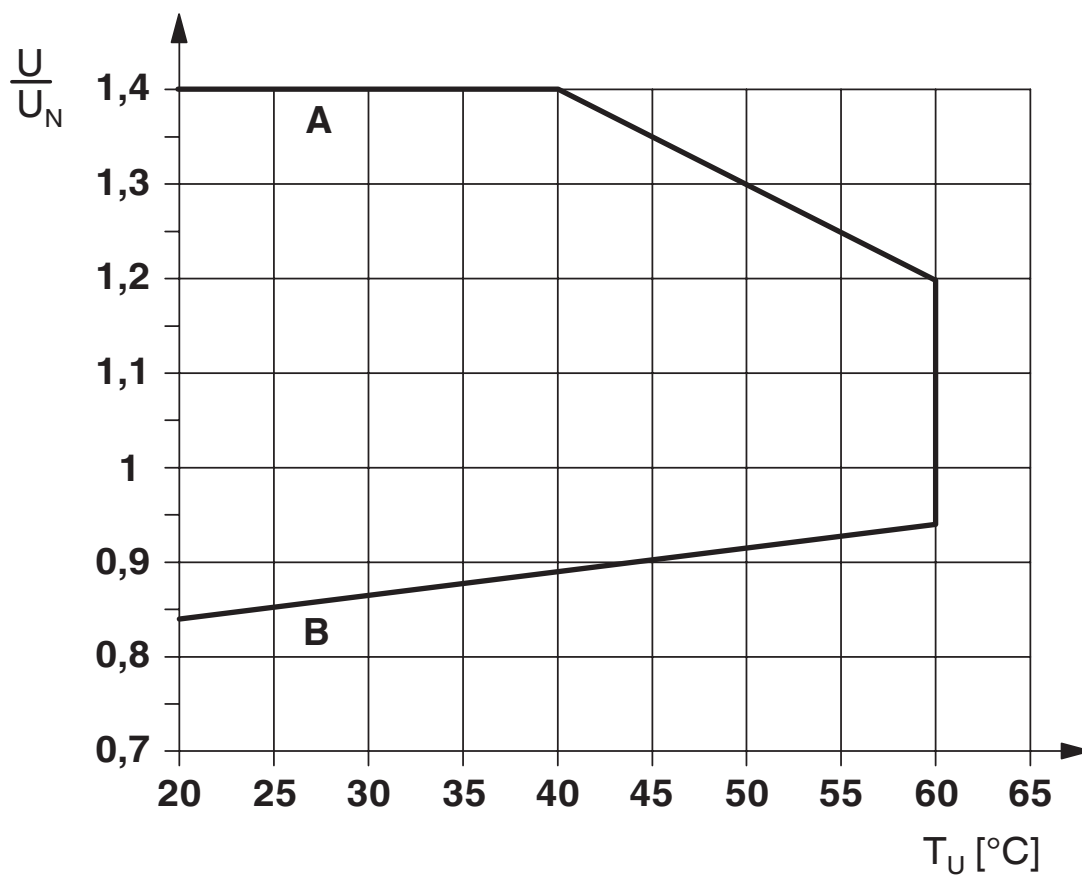
Area B: Condensation at ambient temperatures $> 0^{\circ}\text{C}$ must be prevented

On 30 full days that are naturally distributed across an entire year, a humidity level of 95% is permissible at an ambient temperature $\leq 25^{\circ}\text{C}$.

Circuit diagram



Diagram



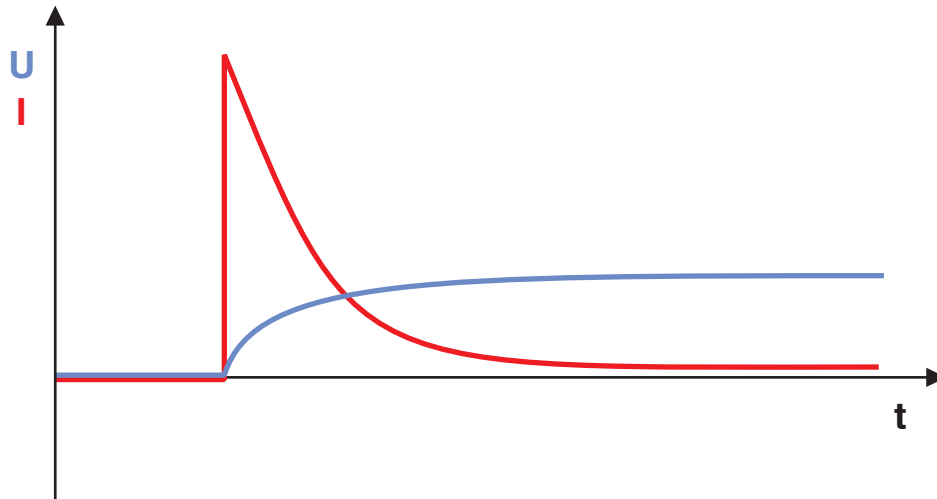
Curve A

Maximum permissible continuous voltage U_{max} with limiting continuous current on the contact side (see relevant technical data)

Curve B

Minimum permissible operate voltage U_{op} after pre-excitation (see relevant technical data)

Diagram



Basic behavior of capacitive loads:

- Very high inrush current
- Voltage increases with an e-function


PLC-RPT- 24DC/ 1ICT/ACT - Relay module



1078683

<https://www.phoenixcontact.com/us/products/1078683>

Approvals

 To download certificates, visit the product detail page: <https://www.phoenixcontact.com/us/products/1078683>



DNV GL

Approval ID: TAE0000196



cULus Listed

Approval ID: E140324

PLC-RPT- 24DC/ 1ICT/ACT - Relay module



1078683

<https://www.phoenixcontact.com/us/products/1078683>

Classifications

ECLASS

ECLASS-11.0	27371601
ECLASS-12.0	27371601
ECLASS-13.0	27371601

ETIM

ETIM 9.0	EC001437
----------	----------

UNSPSC

UNSPSC 21.0	39122300
-------------	----------

Environmental product compliance

EU RoHS	
Fulfills EU RoHS substance requirements	Yes
Exemption	7(a), 7(c)-I
China RoHS	
Environment friendly use period (EFUP)	EFUP-50
	An article-related China RoHS declaration table can be found in the download area for the respective article under "Manufacturer declaration". For all articles with EFUP-E, no China RoHS declaration table issued and required.
EU REACH SVHC	
REACH candidate substance (CAS No.)	Hexahydromethylphthalic anhydride(CAS: n/a)
	Lead(CAS: 7439-92-1)
SCIP	7f145640-63ff-4b56-9f8f-50874f8c7ea2