



Connectors > Circular Connectors > Standard Circular Connectors



Connector System: **Cable-to-Panel**

Connector Mounting Type: **Panel Mount**

Sealable: **No**

Circuit Application: **Power & Signal**

Shell Plating Material: **Electrodeposited Nickel**

Features

Product Type Features

Connector Product Type	Connector Assembly
Connector System	Cable-to-Panel
Sealable	No
Circular Connector Type	Receptacle
Shell Type	Metal

Electrical Characteristics

Operating Voltage	630 VAC
-------------------	---------

Body Features

Environmental Protection	IP67
Shell Plating Material	Electrodeposited Nickel
Shell Base Material	Zinc Alloy
Circular Connector Insulation Material Type	PBT GF

Mechanical Attachment

Panel Mount Feature Type	Flange with Mounting Holes
--------------------------	----------------------------



Mating Retention Type	Speedtec (Triple Start Threaded)
Connector Mounting Type	Panel Mount

Housing Features

Circular Connector Shell Size	40
Alignment Keyed	0°

Usage Conditions

Operating Temperature Range	-20 – 130 °C[-4 – 266 °F]
-----------------------------	---------------------------

Operation/Application

Durability Rating	500 Cycles
Circuit Application	Power & Signal
Shielded	Yes

Industry Standards

Compatible With Approved Standards Products	UL
UL Flammability Rating	UL 94V-0

Product Compliance

For compliance documentation, visit the product page on TE.com>

EU RoHS Directive 2011/65/EU	Compliant with Exemptions
EU ELV Directive 2000/53/EC	Compliant with Exemptions
China RoHS 2 Directive MIIT Order No 32, 2016	Restricted Materials Above Threshold
EU REACH Regulation (EC) No. 1907/2006	Current ECHA Candidate List: JUNE 2024 (241) Candidate List Declared Against: JUNE 2023 (235) SVHC > Threshold: Pb (3% in Component) <small>Article Safe Usage Statements: Do not eat, drink or smoke when using this product. Wash thoroughly after handling. Recycle if possible and dispose of the article by following all applicable governmental regulations relevant to your geographic location.</small>
Halogen Content	Low Halogen - Br, Cl, F, I < 900 ppm per homogenous material. Also BFR/CFR/PVC Free
Solder Process Capability	Not reviewed for solder process capability








Product Compliance Disclaimer

This information is provided based on reasonable inquiry of our suppliers and represents our current actual knowledge based on the information they provided. This information is subject to change. The part numbers that TE has identified as EU RoHS compliant have a maximum concentration of 0.1% by weight in homogenous materials for lead, hexavalent chromium, mercury, PBB, PBDE, DBP, BBP, DEHP, DIBP, and 0.01% for cadmium, or qualify for an exemption to these



limits as defined in the Annexes of Directive 2011/65/EU (RoHS2). Finished electrical and electronic equipment products will be CE marked as required by Directive 2011/65/EU. Components may not be CE marked. Additionally, the part numbers that TE has identified as EU ELV compliant have a maximum concentration of 0.1% by weight in homogenous materials for lead, hexavalent chromium, and mercury, and 0.01% for cadmium, or qualify for an exemption to these limits as defined in the Annexes of Directive 2000/53/EC (ELV). Regarding the REACH Regulation, the information TE provides on SVHC in articles for this part number is based on the latest European Chemicals Agency (ECHA) 'Guidance on requirements for substances in articles' posted at this URL: <https://echa.europa.eu/guidance-documents/guidance-on-reach>


Compatible Parts

 <p>TE Part # CSA263N00440001000 940 PLUG</p>	 <p>TE Part # CUA480N00440050000 940 PLUG, ANGLED</p>	 <p>TE Part # CSA263N00250001000 940 PLUG</p>	 <p>TE Part # CSA263N00260001000 940 PLUG</p>
 <p>TE Part # CSA263N00450001000 940 PLUG</p>	 <p>TE Part # C0-0009-000-000 POSITIONING INSERT FOR 2 MM CONTACTS</p>	 <p>TE Part # C0-0247-000-000 POSITIONING INSERT FOR 3.6 MM CONTACTS</p>	<p>TE Part # C0-0313-000-P00 CRIMPING DEVICE HC20 IN CASE</p>
<p>TE Part # C0-0008-000-P00 CRIMPING TOOL LARGE</p>	<p>TE Part # C0-0201-000-P00 CRIMPING TOOL MID-SIZE</p>	<p>TE Part # C0-0236-000-P00 DIGITAL CRIMPING TOOL, MID SIZE</p>	


Customers Also Bought

 <p>TE Part #AEA874N0000150A000 617 RECEPTACLE, SPEEDTEC-READY</p>	 <p>TE Part #ASA876N0085200A000 617 PLUG</p>	 <p>TE Part #BEA878N0000150A000 917 RECEPTACLE, SPEEDTEC-READY</p>	 <p>TE Part #BKA199N00580203000 923 EXTENSION, SPEEDTEC-READY</p>
---	---	---	--






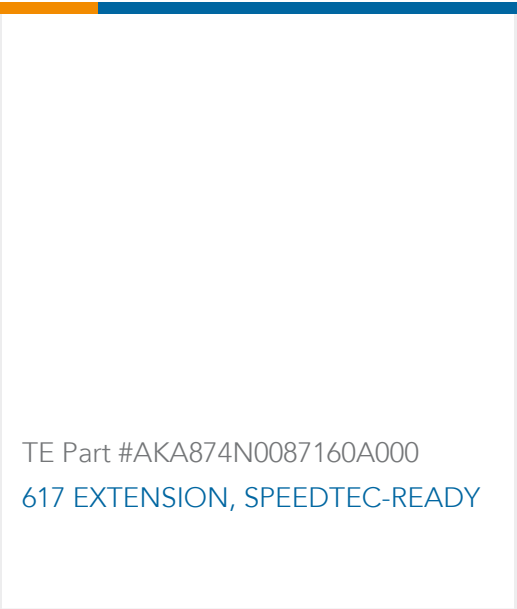
TE Part #BSA108N00590236000  
923 PLUG, SHORT




TE Part #BSA852N0085201A000  
917 PLUG



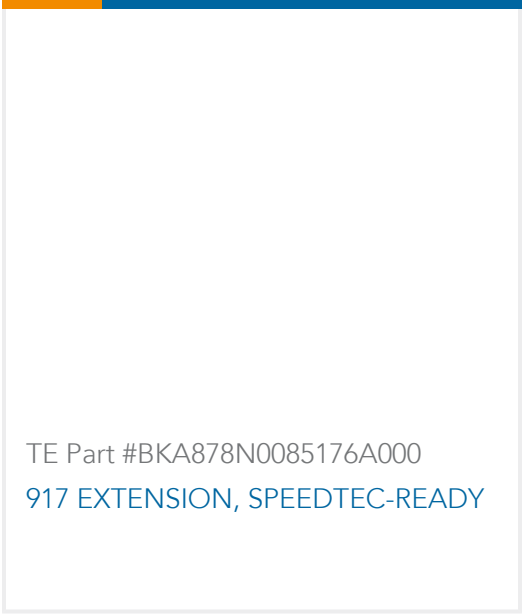
TE Part #BSA880N0086201A000  
917 PLUG



TE Part #AKA874N0087160A000  
617 EXTENSION, SPEEDTEC-READY



TE Part #2-1393047-2  
RESOLVER V23401-D3002-B301



TE Part #BKA878N0085176A000  
917 EXTENSION, SPEEDTEC-READY

Documents

CAD Files

3D PDF

3D

Customer View Model

ENG\_CVM\_CVM\_CEA270N00000051000\_A.2d\_dxf.zip

English

Customer View Model

ENG\_CVM\_CVM\_CEA270N00000051000\_A.3d\_igs.zip

English

Customer View Model

ENG\_CVM\_CVM\_CEA270N00000051000\_A.3d\_stp.zip

English

By downloading the CAD file I accept and agree to the [Terms and Conditions](#) of use.

Datasheets & Catalog Pages

CEA270N00000051000

English

fuer Datenblaetter, die online konfigurierbar sind

German

Product Specifications

German