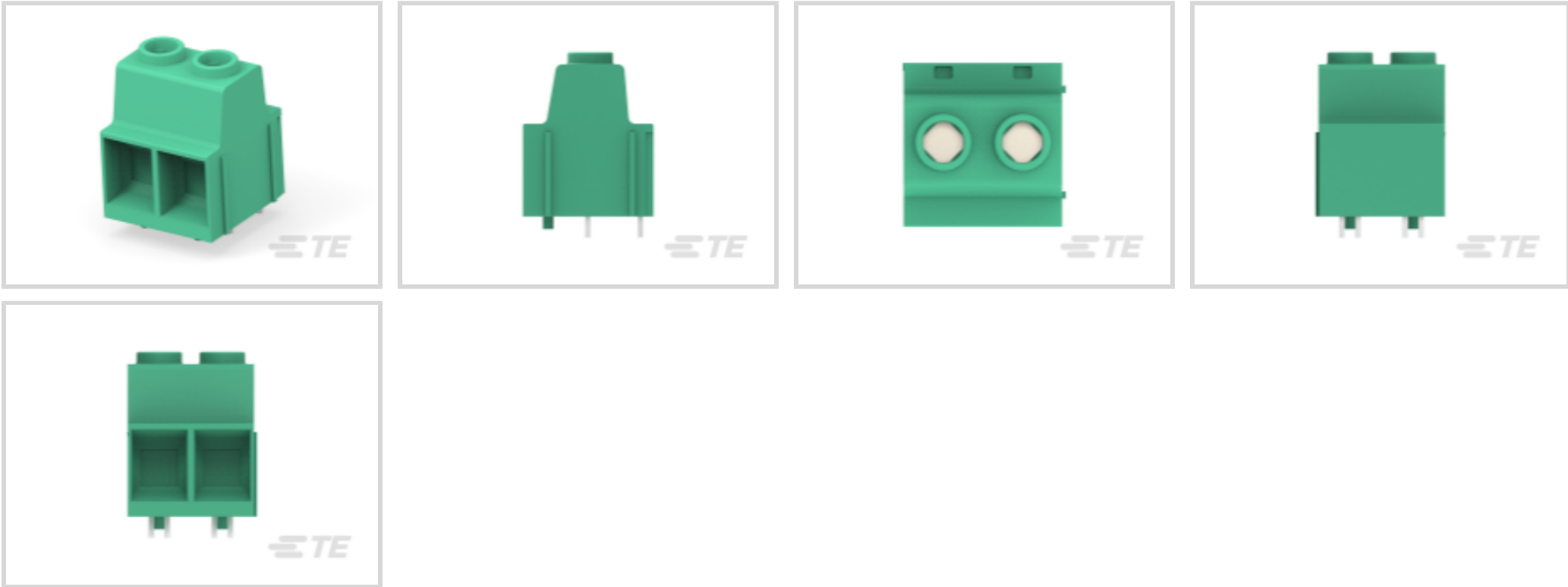




Connectors > Terminal Blocks & Strips > PCB Terminal Blocks



Terminal Block Connector Type: **Header**

Connector System: **Wire-to-Board**

Number of Positions: **2**

Centerline (Pitch): **15 mm [.591 in]**

Number of Rows: **2**

Features

Product Type Features

Wire Protection	With
Terminal Block Connector Type	Header
Connector System	Wire-to-Board
Connector & Contact Terminates To	Printed Circuit Board

Configuration Features

Wire Entry Location	Side
Stacking Configuration	Side Stackable
Number of Positions	2
Number of Rows	2
Wire Entry Angle	90°

Electrical Characteristics

Operating Voltage	600 VAC
-------------------	---------

Body Features

Primary Product Color	Green
-----------------------	-------



Product Orientation	Vertical
Contact Features	
Contact Mating Area Length	5 mm[.197 in]
Contact Mating Area Plating Material	Tin
Contact Base Material	Copper Alloy
Contact Current Rating (Max)	130 A
Termination Features	
Termination Post & Tail Length	5 mm[.197 in]
Termination Method to PCB	Through Hole - Solder
Mechanical Attachment	
Screw Plating Material	Nickel
Screw Material	Steel
PCB Mount Alignment Type	Locating Posts
Thread Size	M5
Connector Mounting Type	Board Mount
Housing Features	
Housing Material	PA 66
Centerline (Pitch)	15 mm[.591 in]
Dimensions	
Wire Size	.5 – 41 mm ²
Usage Conditions	
Operating Temperature Range	-40 – 110 °C[-40 – 230 °F]
Operation/Application	
Circuit Application	Power & Signal
Packaging Features	
Packaging Quantity	20
Product Compliance	
For compliance documentation, visit the product page on TE.com>	
EU RoHS Directive 2011/65/EU	Compliant
EU ELV Directive 2000/53/EC	Compliant




China RoHS 2 Directive MIIT Order No 32, 2016	No Restricted Materials Above Threshold
EU REACH Regulation (EC) No. 1907/2006	Current ECHA Candidate List: JUNE 2024 (241) Candidate List Declared Against: JUNE 2024 (241) Does not contain REACH SVHC
Halogen Content	Low Halogen - Br, Cl, F, I < 900 ppm per homogenous material. Also BFR/CFR/PVC Free
Solder Process Capability	Wave solder capable to 265°C

Product Compliance Disclaimer

This information is provided based on reasonable inquiry of our suppliers and represents our current actual knowledge based on the information they provided. This information is subject to change. The part numbers that TE has identified as EU RoHS compliant have a maximum concentration of 0.1% by weight in homogenous materials for lead, hexavalent chromium, mercury, PBB, PBDE, DBP, BBP, DEHP, DIBP, and 0.01% for cadmium, or qualify for an exemption to these limits as defined in the Annexes of Directive 2011/65/EU (RoHS2). Finished electrical and electronic equipment products will be CE marked as required by Directive 2011/65/EU. Components may not be CE marked. Additionally, the part numbers that TE has identified as EU ELV compliant have a maximum concentration of 0.1% by weight in homogenous materials for lead, hexavalent chromium, and mercury, and 0.01% for cadmium, or qualify for an exemption to these limits as defined in the Annexes of Directive 2000/53/EC (ELV). Regarding the REACH Regulation, the information TE provides on SVHC in articles for this part number is based on the latest European Chemicals Agency (ECHA) 'Guidance on requirements for substances in articles' posted at this URL: <https://echa.europa.eu/guidance-documents/guidance-on-reach>

Compatible Parts




TE Part # 1986713-2
PWR TB DBL PIN 2P, 15.00 PCB

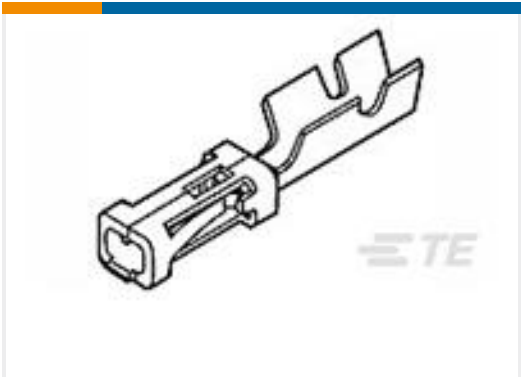


TE Part # 1986715-2
PWR TB 2PIN 2P,15.00 PCB-FLANGE


Customers Also Bought




TE Part #2-1618409-1
K1K06X024EAFA = CONTACTOR, SPST-NO



TE Part #102128-1
MOD V RECP LP



TE Part #87456-1
06 MODIV HSG COMP DR .100CL



TE Part #4-87456-9
04 MODIV HSG COMP DR .100CL



TE Part #282837-2
TERMI-BLOK PCB MOUNT 2P

TE Part #1-1337445-0
BNC Str PCB Skt 50Ohm Silver P

TE Part #282837-4
TERMI-BLOK PCB MOUNT 4P

TE Part #282837-5
TERMI-BLOK PCB MOUNT 5P

TE Part #3-282837-3
TERMI-BLOK,PCB,9P,INKSTAMP

TE Part #CONBNC001
BNC Jack 50 Ohm PCB Through Hole

Documents

Product Drawings

PWR TB 2PIN 2P,15.00 PCB W/PEG

English

CAD Files

3D PDF

3D

Customer View Model

ENG_CVM_CVM_1986714-2_B.2d_dxf.zip

English

Customer View Model

ENG_CVM_CVM_1986714-2_B.3d_igs.zip

English

Customer View Model

ENG_CVM_CVM_1986714-2_B.3d_stp.zip

English

By downloading the CAD file I accept and agree to the [Terms and Conditions](#) of use.

Datasheets & Catalog Pages

BUCHANAN TERMINAL BLOCKS CATALOG - EUROSTYLE TERMINAL BLOCKS

English

Agency Approvals

UL

English