



Terminals & Splices > Ring Terminals



Ring Terminal Product Type: **Closed Ring Tongue Terminal**

Wire Size: **10383.311 – 16511.77 CMA**

Stud Size: **M6**

Features

Product Type Features

|  |                             |
|--|-----------------------------|
| Ring Terminal Product Type             | Closed Ring Tongue Terminal |
| Stud Size                              | M6                          |
| Sealable                               | No                          |
| Wire Insulation Support Retention Type | Non-Insulation Support      |

Configuration Features

|                 |   |
|-----------------|---|
| Number of Holes | 1 |
|-----------------|---|

Contact Features

|                           |          |
|---------------------------|----------|
| Barrel Type               | Closed   |
| Terminal Orientation      | Straight |
| Terminal Plating Material | Tin      |

Mechanical Attachment

|                         |         |
|-------------------------|---------|
| Wire Insulation Support | Without |
|-------------------------|---------|

Dimensions

|                  |                          |
|------------------|--------------------------|
| Wire Size        | 10383.311 – 16511.77 CMA |
| Stud Diameter    | 6.5 mm[.256 in]          |
| Tongue Thickness | .79 mm[.031 in]          |



|                        |                   |
|------------------------|-------------------|
| Product Length         | 21.77 mm[.857 in] |
| Barrel Inside Diameter | 3.61 mm[.142 in]  |

Usage Conditions

|                             |                |
|-----------------------------|----------------|
| Insulation Option           | Uninsulated    |
| Operating Temperature Range | 170 °C[338 °F] |

Operation/Application

|                                       |        |
|---------------------------------------|--------|
| Compatible With Wire Base Material    | Copper |
| Compatible With Wire Plating Material | Tin    |

Industry Standards

|                               |    |
|-------------------------------|----|
| Government Qualified Terminal | No |
|-------------------------------|----|

Packaging Features

|                    |         |
|--------------------|---------|
| Packaging Quantity | 500     |
| Packaging Method   | Package |

Product Compliance

For compliance documentation, visit the product page on TE.com>

|   |   |
|---|---|
| EU RoHS Directive 2011/65/EU                  | Compliant   |
| EU ELV Directive 2000/53/EC                   | Compliant   |
| China RoHS 2 Directive MIIT Order No 32, 2016 | No Restricted Materials Above Threshold   |
| EU REACH Regulation (EC) No. 1907/2006        | Current ECHA Candidate List: JUNE 2024 (241)<br>Candidate List Declared Against: JUNE 2024 (241)<br>Does not contain REACH SVHC |
| Halogen Content                               | Low Halogen - Br, Cl, F, I < 900 ppm per homogenous material. Also BFR/CFR/PVC Free   |
| Solder Process Capability                     | Not applicable for solder process capability  |


Product Compliance Disclaimer

This information is provided based on reasonable inquiry of our suppliers and represents our current actual knowledge based on the information they provided. This information is subject to change. The part numbers that TE has identified as EU RoHS compliant have a maximum concentration of 0.1% by weight in homogenous materials for lead, hexavalent chromium, mercury, PBB, PBDE, DBP, BBP, DEHP, DIBP, and 0.01% for cadmium, or qualify for an exemption to these limits as defined in the Annexes of Directive 2011/65/EU (RoHS2). Finished electrical and electronic equipment products will be CE marked as required by Directive 2011/65/EU. Components may not be CE marked. Additionally, the part numbers that TE has identified as EU ELV compliant have a maximum concentration of 0.1% by weight in homogenous materials for lead, hexavalent chromium, and mercury, and 0.01% for cadmium, or qualify for an exemption to these limits as defined in the Annexes of Directive 2000/53/EC (ELV). Regarding the REACH Regulation, the information TE provides




on SVHC in articles for this part number is based on the latest European Chemicals Agency (ECHA) ‘Guidance on requirements for substances in articles’ posted at this URL: <https://echa.europa.eu/guidance-documents/guidance-on-reach>


Compatible Parts




TE Part # 58545-1  
SOLISTRAND 10-22 DIE ASSY




TE Part # 49935  
DAHT SOLIS 22-10 ASSY



TE Part # 525693  
DAHT SOLIS 22-10 ASSY




TE Part # 58545-3  
SDE DIE ASSY. 22-10 SOLISTRAND




TE Part # 58546-1  
PC 22-10 SOLISSPICE SPL I SHT


Customers Also Bought




TE Part #DT06-3S  
PLG, 3P, GRY, N




TE Part #1062-16-0677  
SOC, SF, SIZE 16, 16-20, SN/SN




TE Part #7-1625984-2  
Power Resistors: Aluminum Housed, HSA




TE Part #DT3S-BT  
BOOT, 3P, PLG, ST, GRY



TE Part #42490-3  
187 FASTON TAB 22-18 AWG TPBR



TE Part #1338686-3  
ANVIL



TE Part #2141995-1  
10POS,TAB 0.63X0.64,PIN HSG,ASSY

Documents

Product Drawings  
SOLIS DIN 4.0-6.0 R 1/4  
English



CAD Files

3D PDF

3D

Customer View Model

ENG\_CVM\_CVM\_165303\_G.2d\_dxf.zip

English

Customer View Model

ENG\_CVM\_CVM\_165303\_G.3d\_igs.zip

English

Customer View Model

ENG\_CVM\_CVM\_165303\_G.3d\_stp.zip

English

3D PDF

English

Customer View Model

ENG\_CVM\_165303\_C.3d\_igs.zip

English

Customer View Model

ENG\_CVM\_165303\_C.3d\_stp.zip

English

Customer View Model

ENG\_CVM\_165303\_C.2d\_dxf.zip

English

By downloading the CAD file I accept and agree to the [Terms and Conditions](#) of use.