




Passive Components > Resistors > Surface Mount Resistors



Resistor Type: **Power Resistor**
Element Type: **Thick Film**
Package Size Code: **1225**
Power Rating: **3 W**
Resistance Value: **1.6 Ω**

Features

Product Type Features

Resistor Type	Power Resistor
Element Type	Thick Film
Package Size Code	1225

Configuration Features

Number of Resistors	1
---------------------	---

Electrical Characteristics

Operating Voltage	200 V
Power Rating	3 W
Resistance Value	1.6 Ω
Resistance Class	Up to 1kΩ
Passive Component Tolerance	1 %

Termination Features

Surface Mount Resistor Termination Type	Solder
Number of Terminations	2



Dimensions

Product Height	.65 mm[.025 in]
Product Length	3.2 mm[.126 in]
Product Width	6.4 mm[.252 in]

Usage Conditions

Operating Temperature Range	-55 – 155 °C
Temperature Coefficient	±200 ppm/°C

Packaging Features

Packaging Method	Taped & Reeled
------------------	----------------

Product Compliance

For compliance documentation, visit the product page on TE.com>

EU RoHS Directive 2011/65/EU	Compliant with Exemptions
EU ELV Directive 2000/53/EC	Compliant with Exemptions
China RoHS 2 Directive MIIT Order No 32, 2016	Restricted Materials Above Threshold
EU REACH Regulation (EC) No. 1907/2006	Current ECHA Candidate List: JUNE 2024 (241) Candidate List Declared Against: JUNE 2024 (241) Does not contain REACH SVHC
Halogen Content	Low Halogen - Br, Cl, F, I < 900 ppm per homogenous material. Also BFR/CFR/PVC Free
Solder Process Capability	Reflow solder capable to 260°C

Product Compliance Disclaimer

This information is provided based on reasonable inquiry of our suppliers and represents our current actual knowledge based on the information they provided. This information is subject to change. The part numbers that TE has identified as EU RoHS compliant have a maximum concentration of 0.1% by weight in homogenous materials for lead, hexavalent chromium, mercury, PBB, PBDE, DBP, BBP, DEHP, DIBP, and 0.01% for cadmium, or qualify for an exemption to these limits as defined in the Annexes of Directive 2011/65/EU (RoHS2). Finished electrical and electronic equipment products will be CE marked as required by Directive 2011/65/EU. Components may not be CE marked. Additionally, the part numbers that TE has identified as EU ELV compliant have a maximum concentration of 0.1% by weight in homogenous materials for lead, hexavalent chromium, and mercury, and 0.01% for cadmium, or qualify for an exemption to these limits as defined in the Annexes of Directive 2000/53/EC (ELV). Regarding the REACH Regulation, the information TE provides on SVHC in articles for this part number is based on the latest European Chemicals Agency (ECHA) ‘Guidance on requirements for substances in articles’ posted at this URL: <https://echa.europa.eu/guidance-documents/guidance-on-reach>

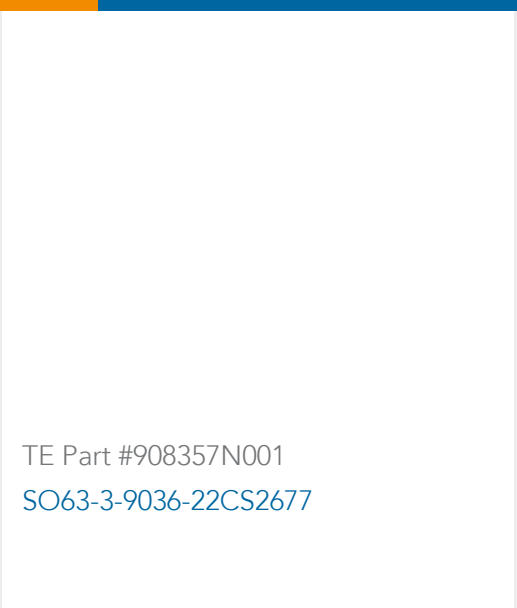
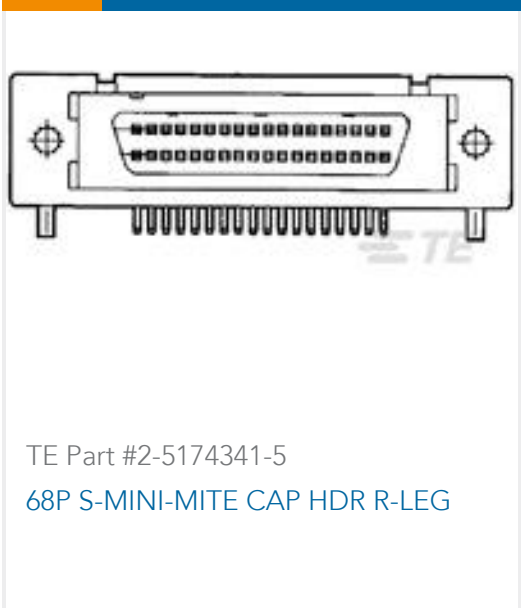
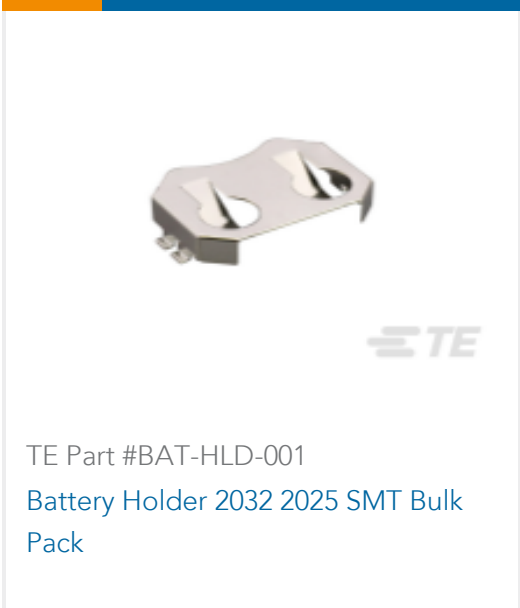
Compatible Parts



Also in the Series | CGS 3430



Customers Also Bought



Documents

Product Drawings
3430 A3 1% 1R6 200ppm 1k RL
English

CAD Files
Customer View Model
ENG_CVM_CVM_2176566-7_BA.3d_igs.zip

3430A3F1R6TDF

Power Resistor, Thick Film, 1225, 3 W, 1.6 ohm, 1 %, ±200 ppm/°C, Solder, 2 Termination, Height .65 mm [.025 in], Length 3.2 mm [.126 in], CGS 3430



English

Customer View Model

[ENG_CVM_CVM_2176566-7_BA.3d_stp.zip](#)

English

Customer View Model

[ENG_CVM_CVM_2176566-7_BA.2d_dxf.zip](#)

English

[3D PDF](#)

3D

By downloading the CAD file I accept and agree to the [Terms and Conditions](#) of use.

Datasheets & Catalog Pages

[Datasheet - CGS 3430 Series](#)

English

[Automotive Grade Wide Terminal Chip Resistor - Type 3430 Series](#)

English