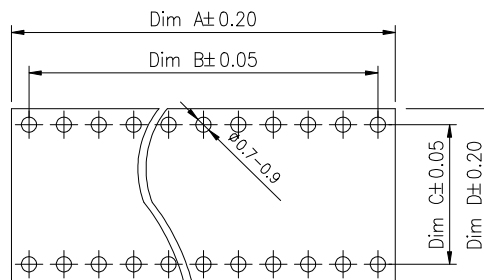
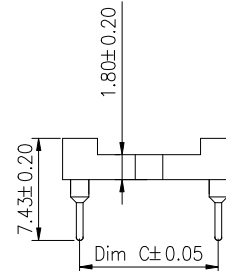
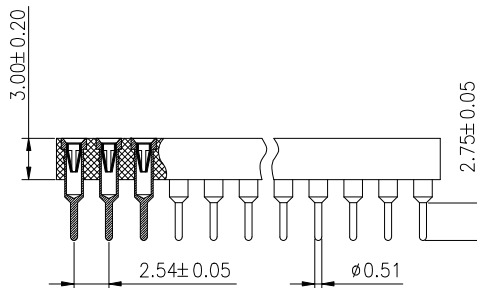
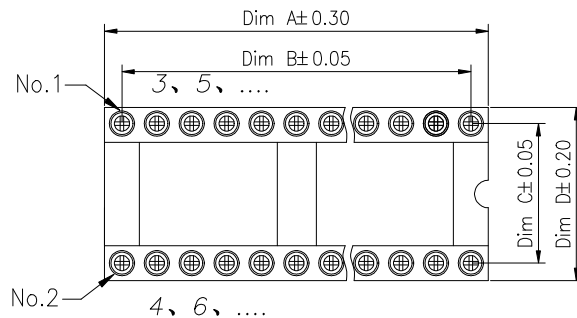




Technical Specs:

Insulator: Black glass filled polyester PBT/PPS
Flammability: UL94V-0
Sleeve: Copper Alloy
Contact clip(4/6 finger): Copper Alloy
Accepted pin: Ø0.40 to 0.56mm
Forces: (polished steel gauge Ø0.43mm)
Mechanical life: min100 cycles
Rated current: 3.0A
Contact resistance: max 20mΩ
Dielectric resistance: 1000MΩ Min
Withstand Voltage:1000V
Humidity:MSL Level :2
Operation Temperature: -40°C to +105°C
Max.Processing Temp: 245°C±5°C For 5~10 Second



Recommended P.C.B Layout(Top Side)
(PCB BOARD TOLERANCE±0.05)

Contact	Dim A	Dim B	Dim C	Dim D	TYPE
4	5.08	2.54	7.62	10.16	无杠
6	7.62	5.08	7.62	10.16	
8	10.16	7.62	7.62	10.16	
10	12.70	10.16	7.62	10.16	
12	15.24	12.70	7.62	10.16	
14	17.78	15.24	7.62	10.16	
16	20.32	17.78	7.62	10.16	带杠
18	22.86	20.32	7.62	10.16	
20	25.40	22.86	7.62	10.16	
24	30.48	27.94	7.62	10.16	
28	35.56	33.02	7.62	10.16	
20	25.40	22.86	10.16	12.70	
22	27.94	25.40	10.16	12.70	
24	30.48	27.94	10.16	12.70	
28	35.56	33.02	10.16	12.70	
24	30.48	27.94	15.24	17.78	
28	35.56	33.02	15.24	17.78	
32	40.64	38.10	10.16	12.70	
32	40.64	38.10	15.24	17.78	
36	45.72	43.18	15.24	17.78	
40	50.80	48.26	15.24	17.78	
42	53.34	50.80	15.24	17.78	
48	60.96	58.42	15.24	17.78	
50	63.50	60.96	15.24	17.78	
52	66.04	63.50	15.24	17.78	
60	76.20	73.66	15.24	17.78	
64	81.28	78.74	15.24	17.78	

Ordering Information

7210 30 X XX S XX 074 X X

N=7.62PH
E=10.16PH
W=15.24PH

No.of
Pins
6~64Pins

Connector Type
G0=Gold Flash
S0=Gold Flash/Tin
S3=10u" Gold/Tin
S4=15u" Gold/Tin
S5=30u" Gold/Tin

Pin Length
074=7.43mm

Packing
O=Pe Bag
T=Tube

Stream code

JILN® 深圳市锦凌电子有限公司
SHENZHEN JINLING ELECTRONICS CO.,LTD

Tel: 86-755-2997-5806/5802 Fax: 86-755-2997-5992

PART NO. 721030XXXSXX074XX
TITLE: 2.54x3.00 Machine Pin IC Socket L=7.43mm

OPERATION

X.X ±0.30

X.XX ±0.20

X.XXX ±0.10

Angle ±3°

DIM TOL

DRAW

HuiOuyang

20.08.14

CHECK

APPROVE

SCALE

UNIT mm

SIZE A4

SHEET 1/1

PROJ.

FIT

mm

A4

1/1

PROJ.

SCALE

UNIT mm

SIZE A4

SHEET 1/1

PROJ.

FIT

mm

A4

1/1

PROJ.

A

A