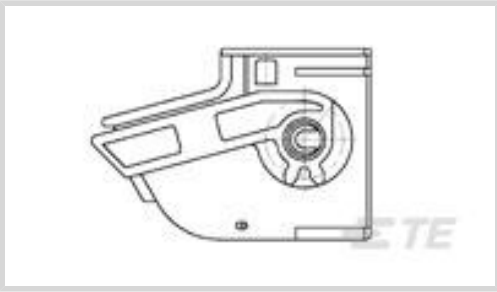




Connectors > Automotive Connectors > Automotive Connector Accessories > Automotive Connector Caps & Covers



Protection & Strain Relief Accessory Type: **Shield Assembly**

Strain Relief: **Without**

Primary Product Color: **Black**

Primary Product Material: **PBT GF30**

Number of Positions: **40**

Features

Product Type Features

Protection & Strain Relief Accessory Type	Shield Assembly
---	-----------------

Configuration Features

Number of Positions	40
---------------------	----

Body Features

Primary Product Color	Black
Primary Product Material	PBT GF30

Mechanical Attachment

Strain Relief	Without
---------------	---------

Dimensions

Compatible Cable Bundle Diameter Range	15.2 mm[.598 in]
--	------------------

Usage Conditions

Operating Temperature (Max)	120 °C[248 °F]
Operating Temperature Range	-40 – 120 °C[-40 – 248 °F]

Industry Standards

UL Flammability Rating	UL 94HB
------------------------	---------

Packaging Features

Packaging Quantity	1000
Packaging Method	Bag



Other

Serviceable	Yes
-------------	-----

Product Compliance

For compliance documentation, visit the product page on TE.com>

EU RoHS Directive 2011/65/EU	Compliant
EU ELV Directive 2000/53/EC	Compliant
China RoHS 2 Directive MIIT Order No 32, 2016	No Restricted Materials Above Threshold
EU REACH Regulation (EC) No. 1907/2006	Current ECHA Candidate List: JUNE 2023 (235) Candidate List Declared Against: JUNE 2023 (235) Does not contain REACH SVHC
Halogen Content	Low Halogen - Br, Cl, F, I < 900 ppm per homogenous material. Also BFR/CFR/PVC Free
Solder Process Capability	Not applicable for solder process capability

Product Compliance Disclaimer

This information is provided based on reasonable inquiry of our suppliers and represents our current actual knowledge based on the information they provided. This information is subject to change. The part numbers that TE has identified as EU RoHS compliant have a maximum concentration of 0.1% by weight in homogenous materials for lead, hexavalent chromium, mercury, PBB, PBDE, DBP, BBP, DEHP, DIBP, and 0.01% for cadmium, or qualify for an exemption to these limits as defined in the Annexes of Directive 2011/65/EU (RoHS2). Finished electrical and electronic equipment products will be CE marked as required by Directive 2011/65/EU. Components may not be CE marked. Additionally, the part numbers that TE has identified as EU ELV compliant have a maximum concentration of 0.1% by weight in homogenous materials for lead, hexavalent chromium, and mercury, and 0.01% for cadmium, or qualify for an exemption to these limits as defined in the Annexes of Directive 2000/53/EC (ELV). Regarding the REACH Regulation, the information TE provides on SVHC in articles for this part number is based on the latest European Chemicals Agency (ECHA) 'Guidance on requirements for substances in articles' posted at this URL: <https://echa.europa.eu/guidance-documents/guidance-on-reach>

Compatible Parts

 <div>TE Part # CAT-M8793-CH8172 MQS, CONNECTOR HOUSING</div>	 <div>TE Part # 1-968319-2 MQS ABDECKKAPPE 40P</div>
--	--


Also in the Series | MQS



Automotive Connector Caps & Covers
(138)




Automotive Connector EMC Shielding
(3)



Automotive Connector Locks &
Position Assurance(30)



Automotive Housings(513)



Automotive Terminals(104)



Connector Seals & Cavity Plugs(32)



Insertion & Extraction Tools(42)



Other Automotive Connector
Accessories(10)

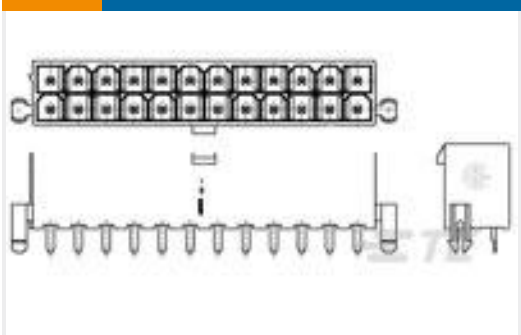


PCB Headers & Receptacles(213)

Customers Also Bought



TE Part #2-968326-1
MQS, CONNECTOR HOUSING



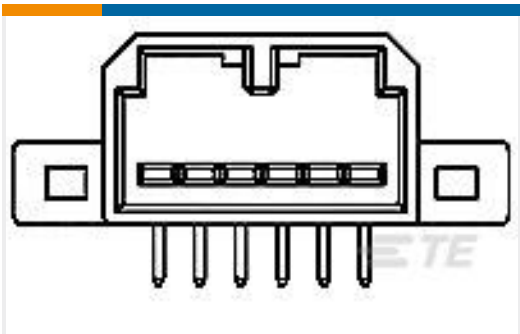
TE Part #2-1586039-0
20P VAL-U-LOK VRT HDR W/P V2



TE Part #2-968307-2
JPT GEH KOMPL 9P



TE Part #520206P036
RT-3-NO.1-0-1IN



TE Part #175506-2
040 MLC CAP ASSY 6P



TE Part #2-880490-2
FUSE CONTACT - BUS

Documents



Product Drawings

MQS ABDECKKAPPE 40P

English

CAD Files

3D PDF

3D

Customer View Model

ENG_CVM_CVM_1-968321-2_C.2d_dxf.zip

English

Customer View Model

ENG_CVM_CVM_1-968321-2_C.3d_igs.zip

English

Customer View Model

ENG_CVM_CVM_1-968321-2_C.3d_stp.zip

English

By downloading the CAD file I accept and agree to the [Terms and Conditions](#) of use.

Product Specifications

STEUERGERATESTECKER 134-POL. MICRO QUADLOCK SYSTEM JUNIOR POWER TIMER

English

Product Specification

English