


叠层片式铁氧体磁珠—GZ 系列

Multilayer Chip Ferrite Bead – GZ Series



特征

Features

- ◆ 内部印有银电极的叠层结构，铁氧体屏蔽无串扰
- ◆ 在较宽的频率范围（几十 MHz 至几百 MHz）内具有优良的 EMI 抑制效果
- ◆ 三种铁氧体材料、阻抗范围宽，适用于不同的电子线路
- ◆ Internal silver printed layers and magnetic shielded structures to minimize crosstalk
- ◆ Can be used in a wide range of frequency (from dozens of MHz to hundreds of MHz) to suppress EMI
- ◆ Three types material and wide range of impedance values for various applications

用途

Applications

- ◆ 电脑及周边设备，智能穿戴设备、LCD TV 等音视频设备，通讯设备，办公自动化等电子设备的低速信号线的噪声抑制
- ◆ Noise suppression for low speed signal of electric equipments such as computers and peripheral devices, smart wearable device, LCD TVs, communication equipments, OA equipments, etc.

产品型号

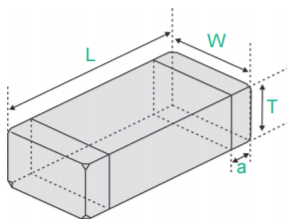
Product Identification

1	2	3	4	5	6	7
GZ	3216	D	121	T	F	(A99)

1	2	3																		
<table border="1"> <tr> <th colspan="2">分类 Type</th> </tr> <tr> <td>GZ</td> <td>片式铁氧体普通磁珠 Chip Ferrite Bead for General Use</td> </tr> </table>	分类 Type		GZ	片式铁氧体普通磁珠 Chip Ferrite Bead for General Use	<table border="1"> <tr> <th colspan="2">外形尺寸 (L×W) (mm) External Dimensions (L×W) (mm)</th> </tr> <tr> <td>0603 [0201]</td> <td>0.6×0.3</td> </tr> <tr> <td>1005 [0402]</td> <td>1.0×0.5</td> </tr> <tr> <td>1608 [0603]</td> <td>1.6×0.8</td> </tr> <tr> <td>2012 [0805]</td> <td>2.0×1.25</td> </tr> <tr> <td>3216 [1206]</td> <td>3.2×1.6</td> </tr> </table>	外形尺寸 (L×W) (mm) External Dimensions (L×W) (mm)		0603 [0201]	0.6×0.3	1005 [0402]	1.0×0.5	1608 [0603]	1.6×0.8	2012 [0805]	2.0×1.25	3216 [1206]	3.2×1.6	<table border="1"> <tr> <th>材料代号 Material Code</th> </tr> <tr> <td>D, E, U</td> </tr> </table>	材料代号 Material Code	D, E, U
分类 Type																				
GZ	片式铁氧体普通磁珠 Chip Ferrite Bead for General Use																			
外形尺寸 (L×W) (mm) External Dimensions (L×W) (mm)																				
0603 [0201]	0.6×0.3																			
1005 [0402]	1.0×0.5																			
1608 [0603]	1.6×0.8																			
2012 [0805]	2.0×1.25																			
3216 [1206]	3.2×1.6																			
材料代号 Material Code																				
D, E, U																				
4	5	6																		
<table border="1"> <tr> <th colspan="2">公称阻抗值 Nominal Impedance</th> </tr> <tr> <th>Example</th> <th>Nominal Value</th> </tr> <tr> <td>300</td> <td>30Ω</td> </tr> <tr> <td>121</td> <td>120Ω</td> </tr> <tr> <td>102</td> <td>1000Ω</td> </tr> </table>	公称阻抗值 Nominal Impedance		Example	Nominal Value	300	30Ω	121	120Ω	102	1000Ω	<table border="1"> <tr> <th>包装 Packing</th> </tr> <tr> <td>T 编带 Tape & Reel</td> </tr> </table>	包装 Packing	T 编带 Tape & Reel	<table border="1"> <tr> <th>无有害物质产品 Hazardous Substance Free Products</th> </tr> <tr> <td>F</td> </tr> </table>	无有害物质产品 Hazardous Substance Free Products	F				
公称阻抗值 Nominal Impedance																				
Example	Nominal Value																			
300	30Ω																			
121	120Ω																			
102	1000Ω																			
包装 Packing																				
T 编带 Tape & Reel																				
无有害物质产品 Hazardous Substance Free Products																				
F																				
	7																			
	<table border="1"> <tr> <th>内部代码 Internal Code</th> </tr> <tr> <td>A99</td> </tr> </table>	内部代码 Internal Code	A99																	
内部代码 Internal Code																				
A99																				

外观尺寸

Shape and Dimensions



Unit: mm [inch]

Type	L	W	T	a
GZ0603 [0201]	0.6±0.05 [.024±.002]	0.3±0.05 [.012±.002]	0.3±0.05 [.012±.002]	0.15±0.05 [.006±.002]
GZ1005 [0402]	1.0±0.15 [.039±.006]	0.5±0.15 [.020±.006]	0.5±0.15 [.020±.006]	0.25±0.1 [.010±.004]
GZ1608 [0603]	1.6±0.15 [.063±.006]	0.8±0.15 [.031±.006]	0.8±0.15 [.031±.006]	0.3±0.2 [.012±.008]
GZ2012 [0805]	2.0 (+0.3, -0.1) [.079 (+.012, -.004)]	1.25±0.2 [.049±.008]	0.85±0.2 [.033±.008]	0.5±0.3 [.020±.012]
GZ3216 [1206]	3.2±0.2 [.126±.008]	1.6±0.2 [.063±.008]	1.1±0.2 [.043±0.008]	0.5±0.3 [.020±.012]

规格特性
Specifications

GZ0603 TYPE

型号 Part Number	阻抗 Impedance	阻抗的测试频率 Z Test Frequency	直流电阻 Max. DC Resistance	额定电流 Max. Rated Current	厚度 Thickness
单位 Units	Ω	MHz	Ω	mA	mm [inch]
符号 Symbol	Z	Freq.	DCR	I _r	T
GZ0603D600TF	60 ±25%	100	0.40	200	0.3±0.05 [.012±.002]
GZ0603D750TF	75 ±25%	100	0.40	200	
GZ0603D800TF	80 ±25%	100	0.60	200	
GZ0603D121TF	120 ±25%	100	0.80	200	
GZ0603D241TF	240 ±25%	100	1.00	200	
GZ0603D471TF	470 ±25%	100	1.40	200	
GZ0603D601TF	600 ±25%	100	1.70	200	
GZ0603D102TF	1000 ±25%	100	2.50	100	
GZ0603U100TF	5~15	100	0.10	500	
GZ0603U700TF	70 ±25%	100	0.40	200	
GZ0603U800TF	80 ±25%	100	0.40	200	
GZ0603U121TF	120 ±25%	100	0.50	200	
GZ0603U241TF	240 ±25%	100	0.80	200	
GZ0603U601TF	600 ±25%	100	1.50	100	
GZ0603U102TF	1000 ±25%	100	2.50	100	

GZ1005 TYPE

型号 Part Number	阻抗 Impedance	阻抗的测试频率 Z Test Frequency	直流电阻 Max. DC Resistance	额定电流 Max. Rated Current	厚度 Thickness
单位 Units	Ω	MHz	Ω	mA	mm [inch]
符号 Symbol	Z	Freq.	DCR	I _r	T
GZ1005D100TF	0~15	100	0.05	500	0.5±0.15 [.020±.006]
GZ1005D310TF	31 ±25%	100	0.20	300	
GZ1005D600TF	60 ±25%	100	0.30	200	
GZ1005D800TF	80 ±25%	100	0.35	200	
GZ1005D121TF	120 ±25%	100	0.40	200	
GZ1005D221TF	220 ±25%	100	0.45	150	
GZ1005D301TF	300 ±25%	100	0.50	100	
GZ1005D421TF	420 ±25%	100	0.60	100	
GZ1005D501TF	500 ±25%	100	0.80	100	
GZ1005D601TF	600 ±25%	100	0.90	100	
GZ1005D751TF	750 ±25%	100	1.00	100	
GZ1005D102TF	1000 ±25%	100	1.20	100	
GZ1005D152TF	1500 ±25%	100	1.60	100	
GZ1005D182TF	1800 ±25%	100	2.00	50	
GZ1005E800TF	80 ±25%	100	0.35	200	
GZ1005E121TF	120 ±25%	100	0.40	200	
GZ1005E241TF	240 ±25%	100	0.50	200	
GZ1005E601TF	600 ±25%	100	0.90	100	
GZ1005U100TF	0~15	100	0.05	500	
GZ1005U300TF	30 ±25%	100	0.20	300	
GZ1005U700TF	70 ±25%	100	0.30	200	
GZ1005U121TF	120 ±25%	100	0.40	200	
GZ1005U221TF	220 ±25%	100	0.50	100	
GZ1005U301TF	300 ±25%	100	0.60	100	
GZ1005U421TF	420 ±25%	100	0.80	100	
GZ1005U601TF	600 ±25%	100	0.90	100	
GZ1005U102TF	1000 ±25%	100	1.20	100	

规格特性
Specifications

GZ1608 TYPE

型号 Part Number	阻抗 Impedance	阻抗的测试频率 Z Test Frequency	直流电阻 Max. DC Resistance	额定电流 Max. Rated Current	厚度 Thickness
单位 Units	Ω	MHz	Ω	mA	mm [inch]
符号 Symbol	Z	Freq.	DCR	I _r	T
GZ1608D110TF	0~15	100	0.05	2000	0.8±0.15 [.031±.006]
GZ1608D300TF	30±25%	100	0.05	2000	
GZ1608D600TF	60±25%	100	0.10	500	
GZ1608D800TF	80±25%	100	0.15	400	
GZ1608D101TF	100±25%	100	0.20	300	
GZ1608D121TF	120±25%	100	0.20	300	
GZ1608D221TF	220±25%	100	0.30	300	
GZ1608D301TF	300±25%	100	0.35	200	
GZ1608D471TF	470±25%	100	0.45	200	
GZ1608D601TF	600±25%	100	0.45	200	
GZ1608D751TF	750±25%	100	0.50	200	
GZ1608D102TF	1000±25%	100	0.60	200	
GZ1608D152TF	1500±25%	100	0.70	150	
GZ1608D182TF	1800±25%	100	0.90	100	
GZ1608D202TF	2000±25%	100	1.20	100	
GZ1608D222TF	2200±25%	100	1.20	100	
GZ1608D252TF	2500±25%	100	1.20	100	
GZ1608E121TF	120±25%	100	0.20	300	
GZ1608E181TF	180±25%	100	0.30	300	
GZ1608E601TF	600±25%	100	0.45	200	
GZ1608E102TF	1000±25%	100	0.60	200	
GZ1608U100TF	0~15	100	0.05	2000	
GZ1608U300TF	30±25%	100	0.05	2000	
GZ1608U600TF	60±25%	100	0.10	500	
GZ1608U121TF	120±25%	100	0.20	300	
GZ1608U221TF	220±25%	100	0.30	300	
GZ1608U301TF	300±25%	100	0.35	200	
GZ1608U471TF	470±25%	100	0.40	200	
GZ1608U601TF	600±25%	100	0.50	200	
GZ1608U102TF	1000±25%	100	0.60	200	

GZ2012 TYPE

型号 Part Number	阻抗 Impedance	阻抗的测试频率 Z Test Frequency	直流电阻 Max. DC Resistance	额定电流 Max. Rated Current	厚度 Thickness
单位 Units	Ω	MHz	Ω	mA	mm [inch]
符号 Symbol	Z	Freq.	DCR	I _r	T
GZ2012D070TF	0~15	100	0.04	2000	0.85±0.2 [.033±.008]
GZ2012D190TF	19±25%	100	0.04	2000	
GZ2012D300TF	30±25%	100	0.05	1500	
GZ2012D800TF	80±25%	100	0.10	1000	
GZ2012D121TF	120±25%	100	0.15	800	
GZ2012D181TF	180±25%	100	0.18	700	
GZ2012D221TF	220±25%	100	0.20	600	
GZ2012D301TF	300±25%	100	0.20	500	
GZ2012D421TF	420±25%	100	0.30	500	
GZ2012D501TF	500±25%	100	0.30	500	
GZ2012D601TF	600±25%	100	0.30	500	
GZ2012D751TF	750±25%	100	0.35	500	
GZ2012D102TF	1000±25%	100	0.35	500	
GZ2012D152TF	1500±25%	100	0.40	500	

Multilayer Chip Ferrite Bead
 Wire Wound Ferrite Bead
 Multilayer Chip Common Mode Filter
 Wire Wound Chip Common Mode Choke Coil for Signal Line

规格特性
Specifications

GZ2012 TYPE

型号 Part Number	阻抗 Impedance	阻抗的测试频率 Z Test Frequency	直流电阻 Max. DC Resistance	额定电流 Max. Rated Current	厚度 Thickness
单位 Units	Ω	MHz	Ω	mA	mm [inch]
符号 Symbol	Z	Freq.	DCR	I _r	T
GZ2012D202TF	2000±25%	100	0.50	500	0.85±0.2 [.033±.008]
GZ2012D252TF	2500±25%	100	0.70	200	
GZ2012E800TF	80±25%	100	0.10	1000	
GZ2012E181TF	180±25%	100	0.20	600	
GZ2012E301TF	300±25%	100	0.20	500	
GZ2012E501TF	500±25%	100	0.30	500	
GZ2012E601TF	600±25%	100	0.30	500	
GZ2012E102TF	1000±25%	100	0.35	500	
GZ2012U100TF	0~15	100	0.04	2200	
GZ2012U170TF	17±25%	100	0.04	2000	
GZ2012U300TF	30±25%	100	0.05	1500	
GZ2012U700TF	70±25%	100	0.10	1000	
GZ2012U121TF	120±25%	100	0.15	800	
GZ2012U221TF	220±25%	100	0.20	600	
GZ2012U301TF	300±25%	100	0.20	500	
GZ2012U421TF	420±25%	100	0.25	500	
GZ2012U601TF	600±25%	100	0.30	500	
GZ2012U102TF	1000±25%	100	0.40	500	

GZ3216 TYPE

型号 Part Number	阻抗 Impedance	阻抗的测试频率 Z Test Frequency	直流电阻 Max. DC Resistance	额定电流 Max. Rated Current	厚度 Thickness
单位 Units	Ω	MHz	Ω	mA	mm [inch]
符号 Symbol	Z	Freq.	DCR	I _r	T
GZ3216D000TF	0~15	100	0.03	2200	0.85±0.2 [.033±.008]
GZ3216D310TF	31±25%	100	0.05	2000	
GZ3216D600TF	60±25%	100	0.10	1000	
GZ3216D301TF	300±25%	100	0.20	600	
GZ3216D100TFA99	0~15	100	0.05	2000	1.10±0.2 [0.043±0.008]
GZ3216D190TFA99	19±25%	100	0.05	2000	
GZ3216D800TFA99	80±25%	100	0.10	1000	
GZ3216D101TFA99	100±25%	100	0.10	1000	
GZ3216D121TFA99	120±25%	100	0.10	1000	
GZ3216D151TFA99	150±25%	100	0.15	800	
GZ3216D221TFA99	220±25%	100	0.20	600	
GZ3216D501TFA99	500±25%	100	0.30	600	
GZ3216D601TFA99	600±25%	100	0.30	600	
GZ3216D102TFA99	1000±25%	100	0.60	500	
GZ3216D122TFA99	1200±25%	100	0.60	300	
GZ3216U601TFA99	600±25%	100	0.30	600	

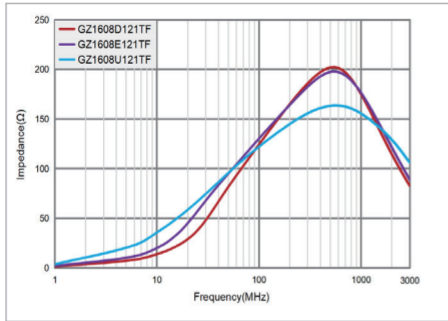
※: 可根据客户需求提供其他电气特性产品。请联系您当地的销售人员。

※: Products with other Electrical Characteristics can be provided upon customer's request. Please contact your local sales.

电气特性

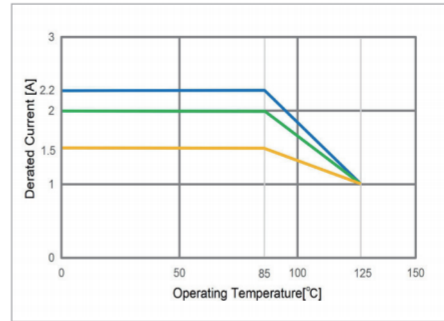
Typical Electrical Characteristics

D, E, U Material Comparison



额定电流 Rated Current

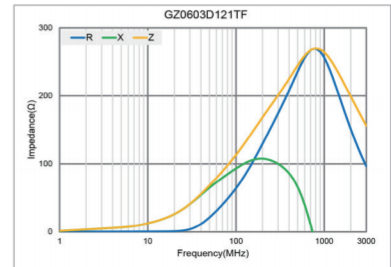
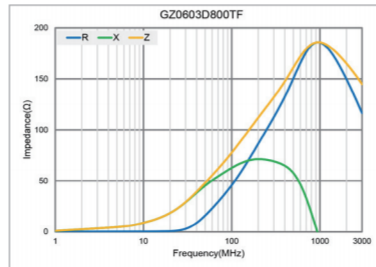
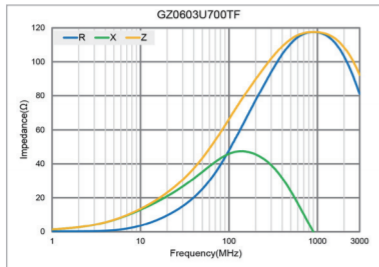
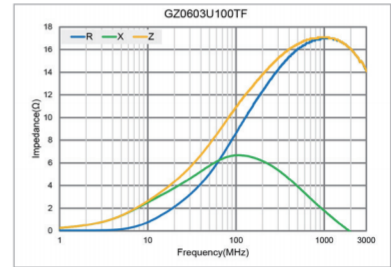
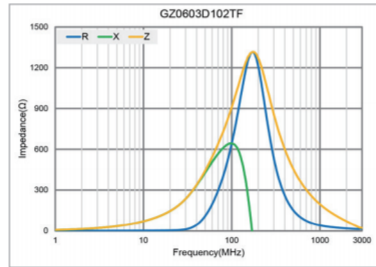
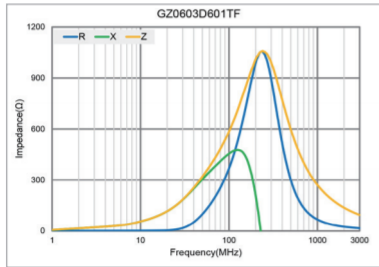
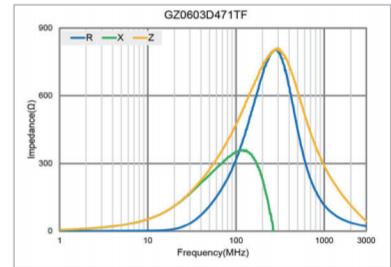
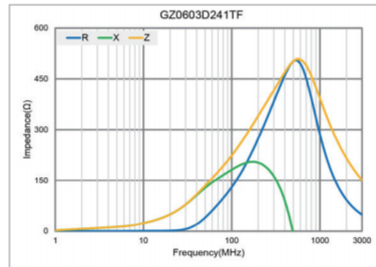
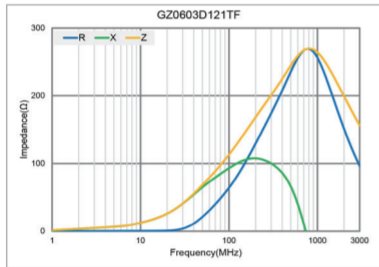
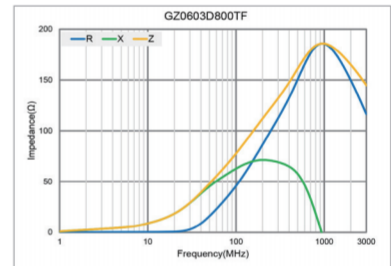
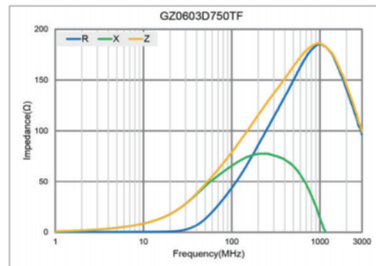
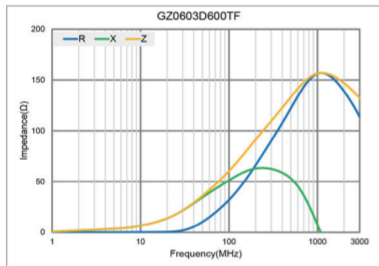
当工作温度超过 +85°C 时，额定电流为 1000mA 及以上的片式铁氧体磁珠需要降额。请根据工作温度应用图表中所示的降额曲线。
When operating temperatures exceed +85°C, derating of current is necessary for chip ferrite beads for which rated current is 1000mA and over. Please apply the derating curve shown in chart according to the operating temperature.



电气特性

Detail Electrical Characteristics

GZ0603 TYPE

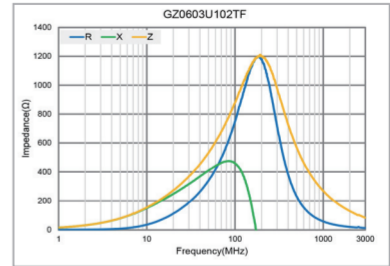
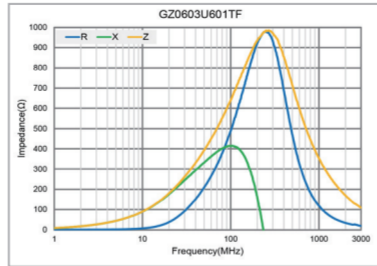
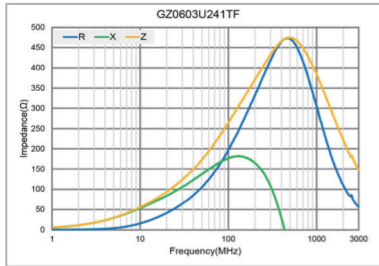


Multilayer Chip Ferrite Bead
 Wire Wound Ferrite Bead
 Multilayer Chip Common Mode Filter
 Wire Wound Chip Common Mode Choke Coil for Signal Line

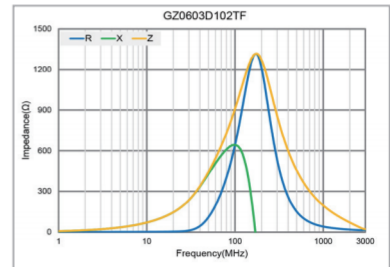
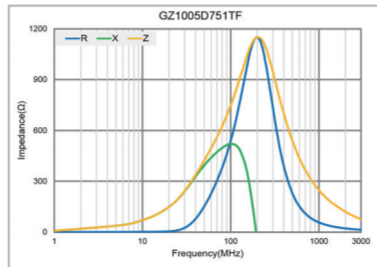
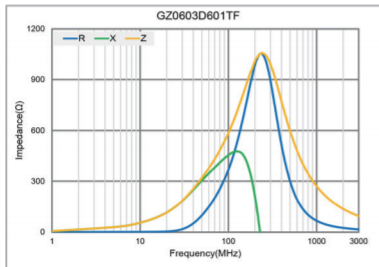
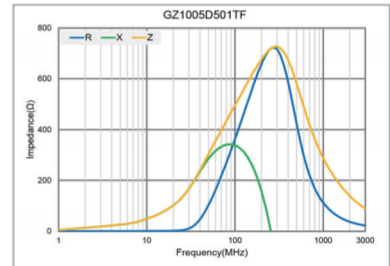
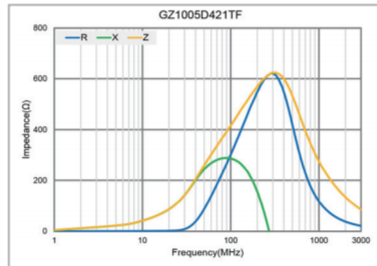
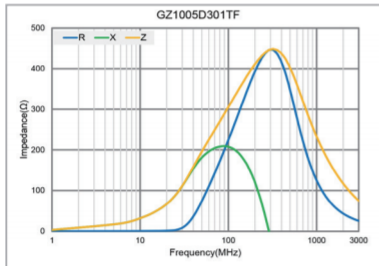
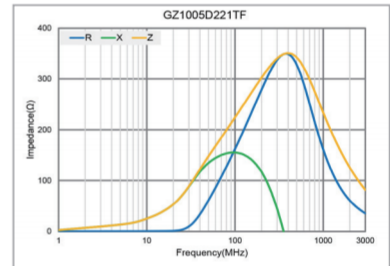
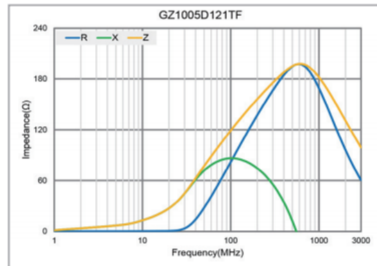
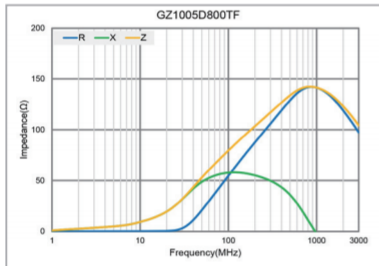
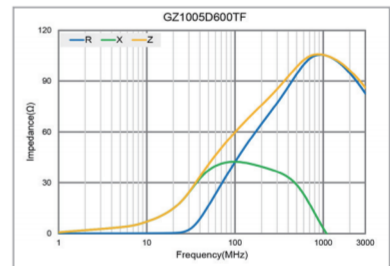
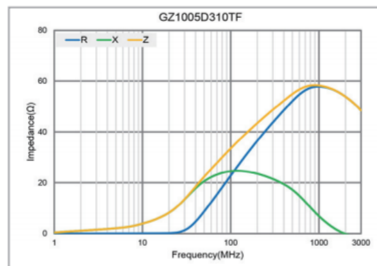
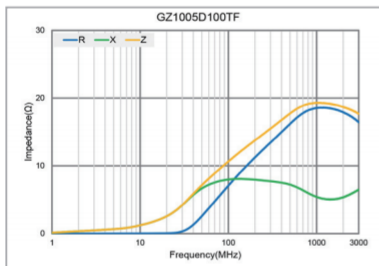
电气特性

Detail Electrical Characteristics

GZ0603 TYPE



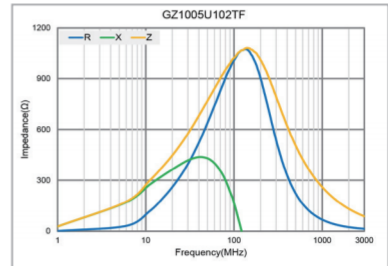
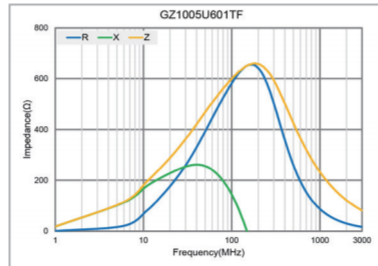
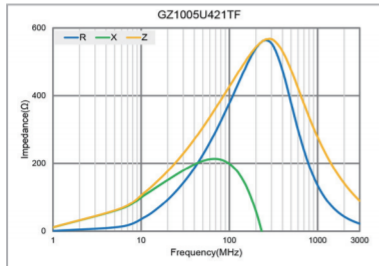
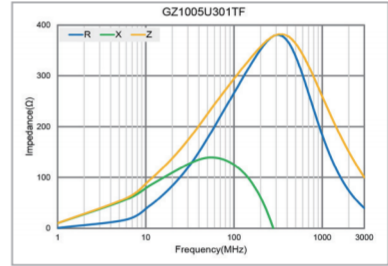
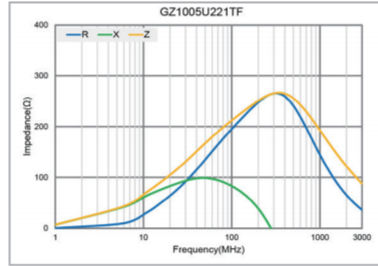
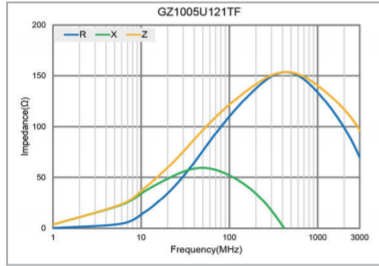
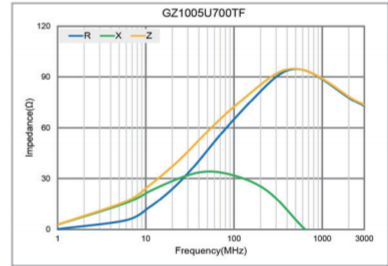
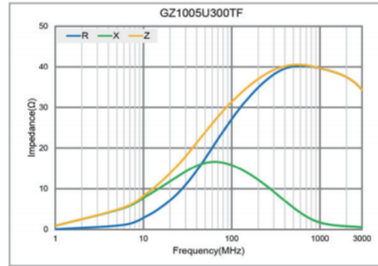
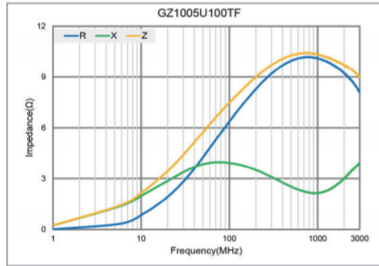
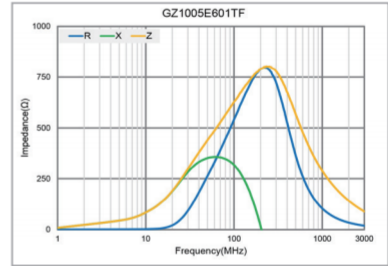
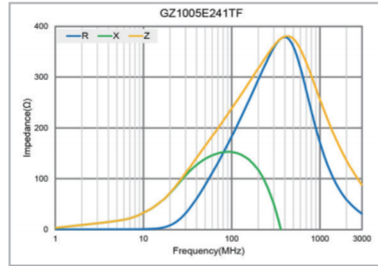
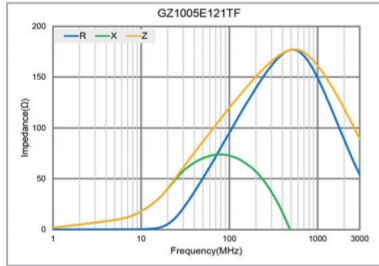
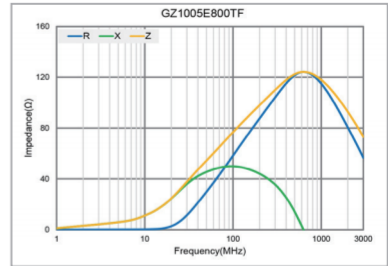
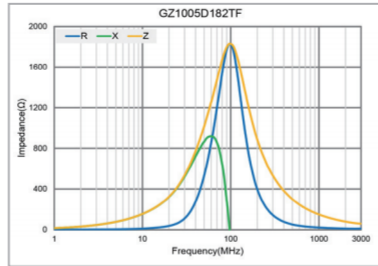
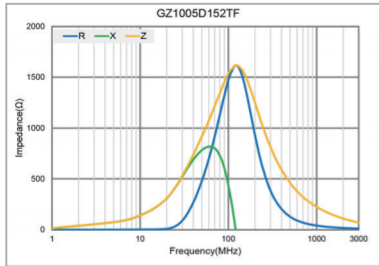
GZ1005 TYPE



电气特性

Detail Electrical Characteristics

GZ1005 TYPE

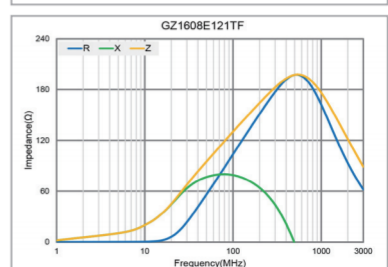
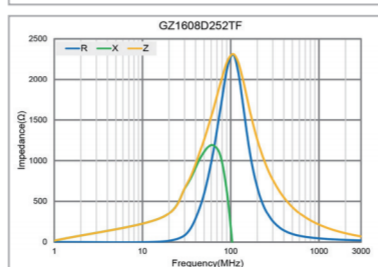
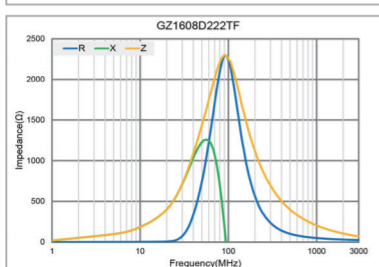
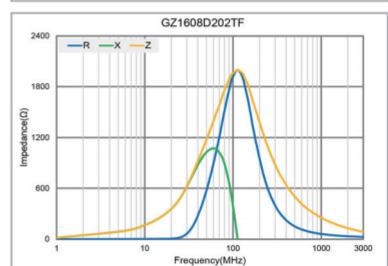
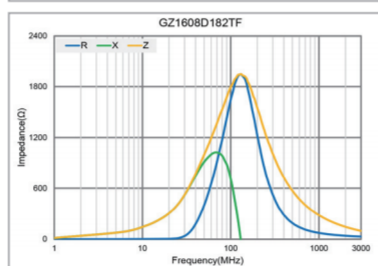
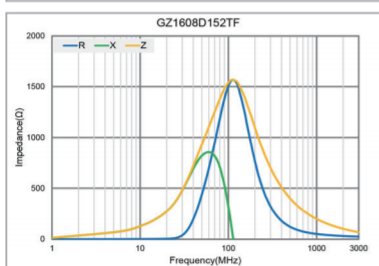
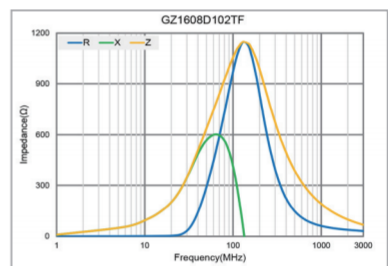
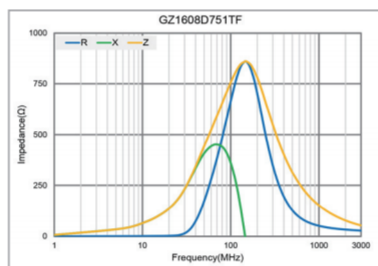
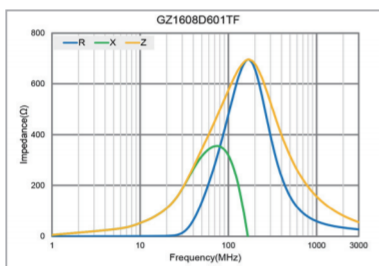
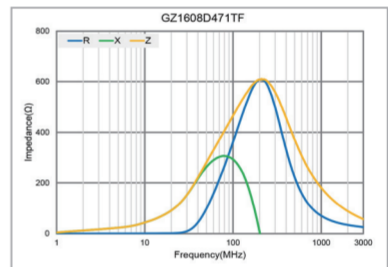
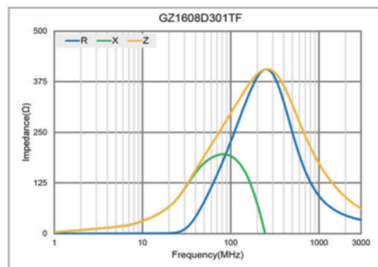
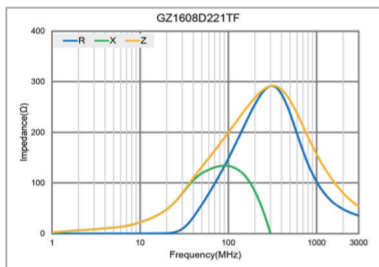
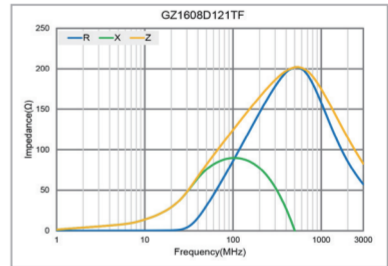
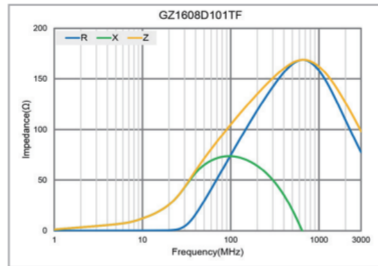
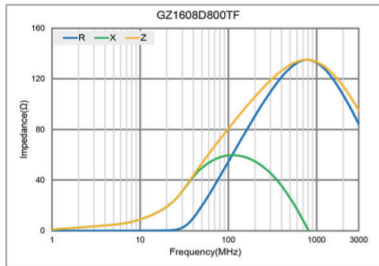
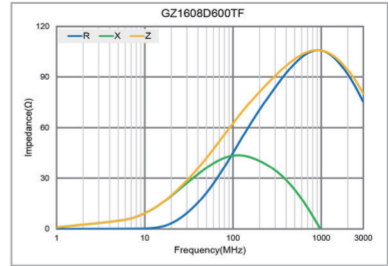
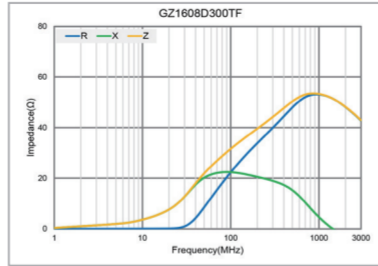
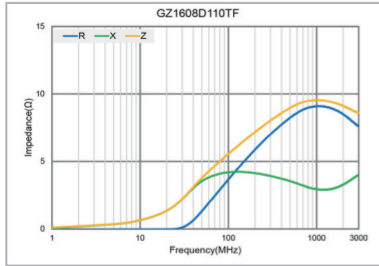


Multilayer Chip Ferrite Bead
Wire Wound Ferrite Bead
Multilayer Chip Common Mode Filter
Wire Wound Chip Common Mode Choke Coil for Signal Line

电气特性

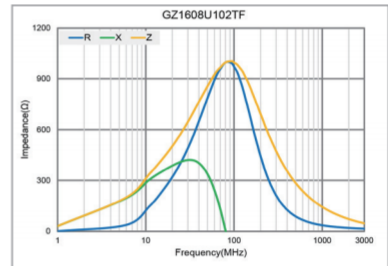
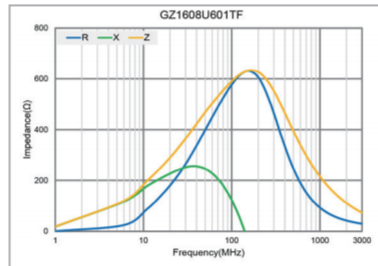
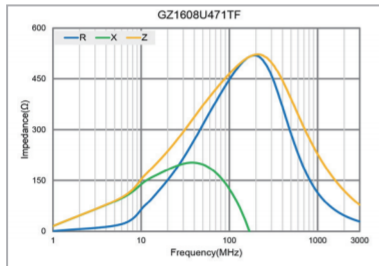
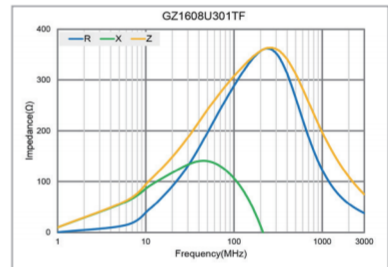
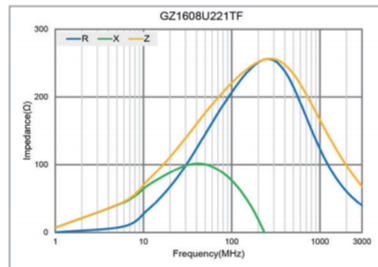
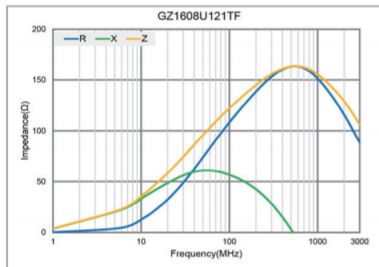
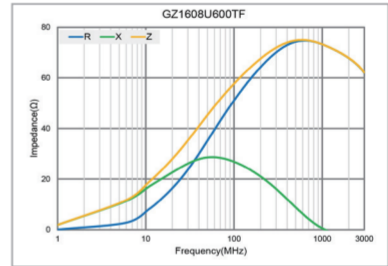
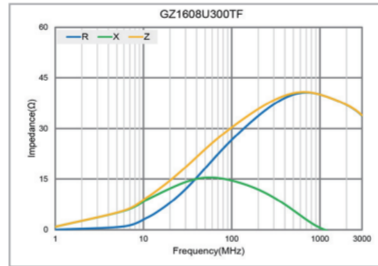
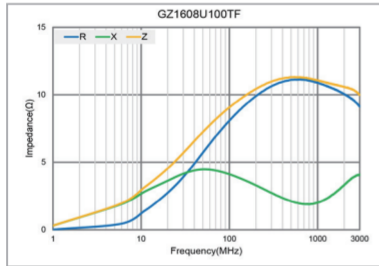
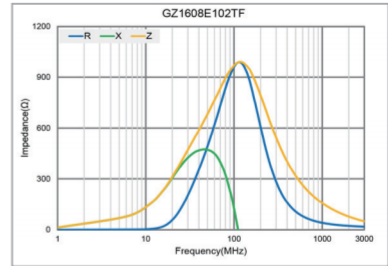
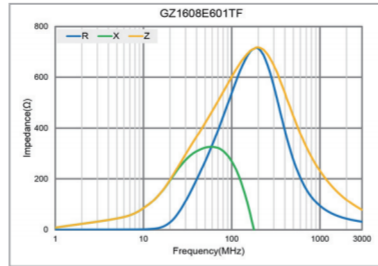
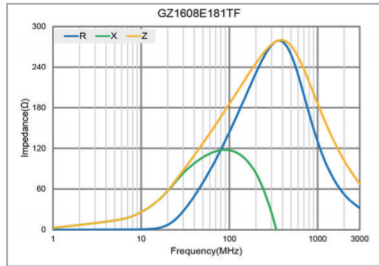
Detail Electrical Characteristics

GZ1608 TYPE

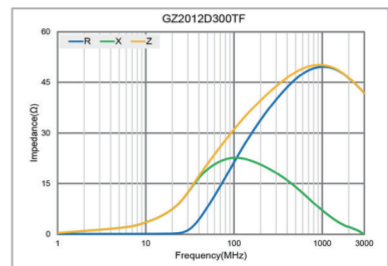
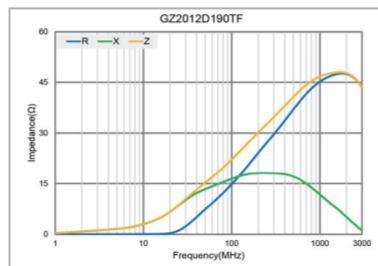
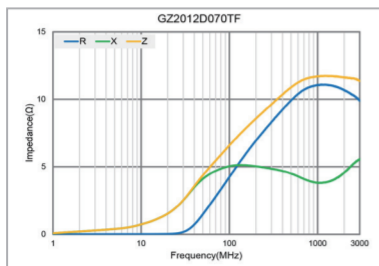


电气特性 Detail Electrical Characteristics

GZ1608 TYPE



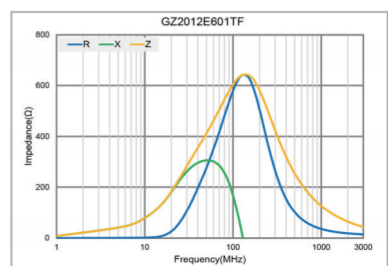
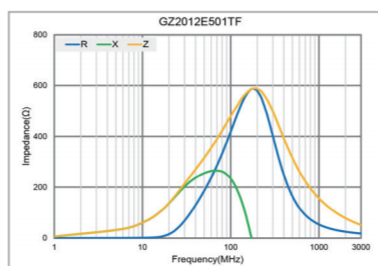
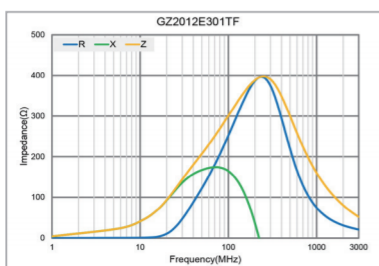
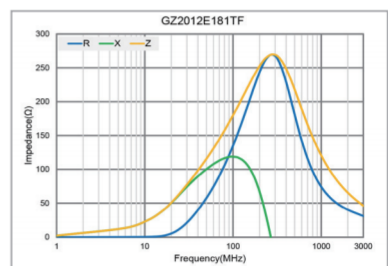
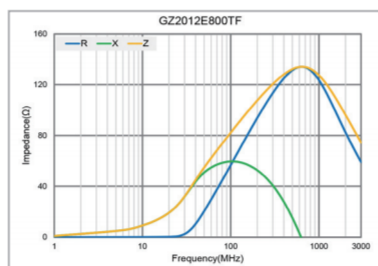
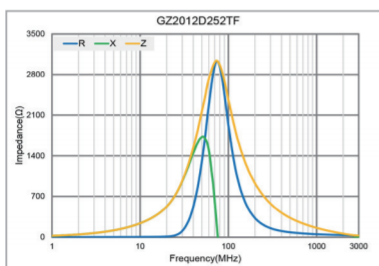
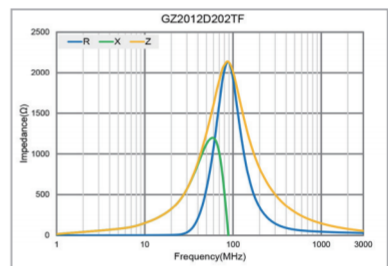
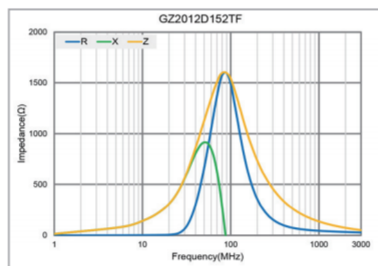
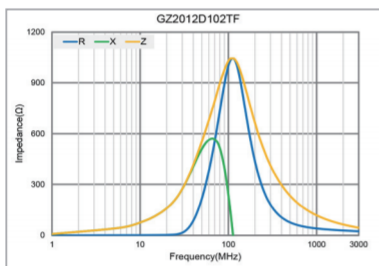
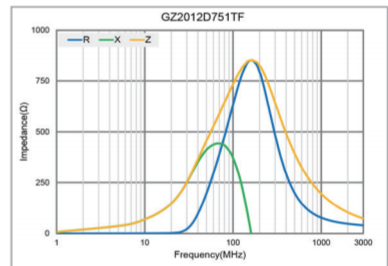
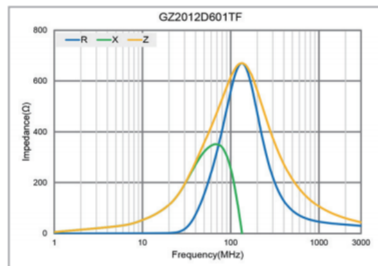
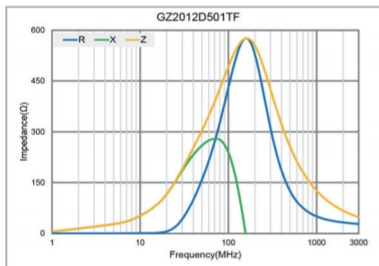
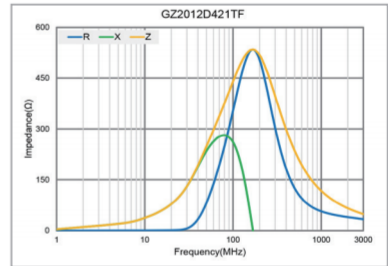
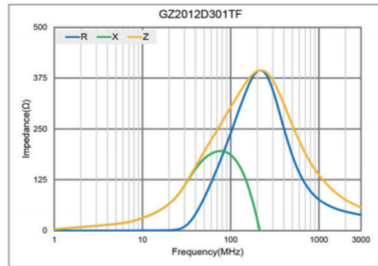
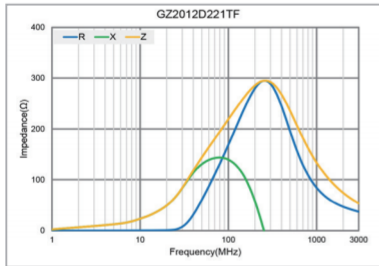
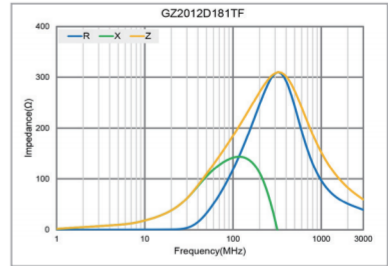
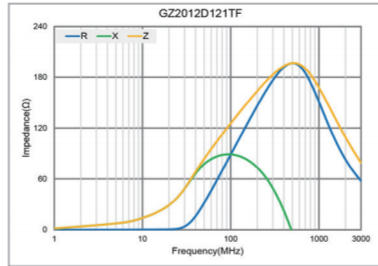
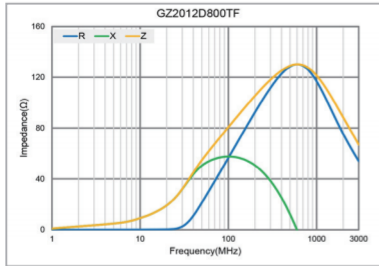
GZ2012 TYPE



电气特性

Detail Electrical Characteristics

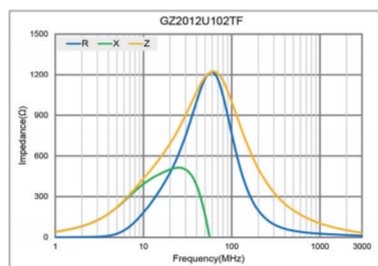
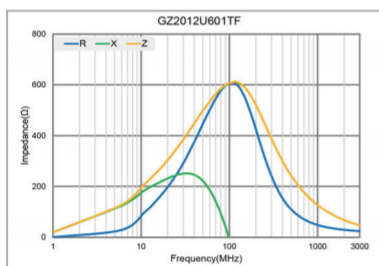
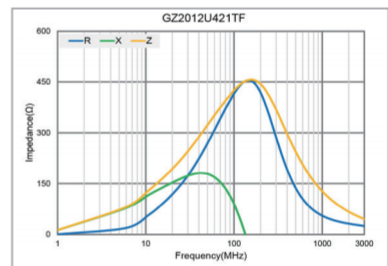
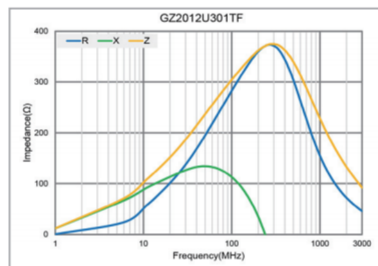
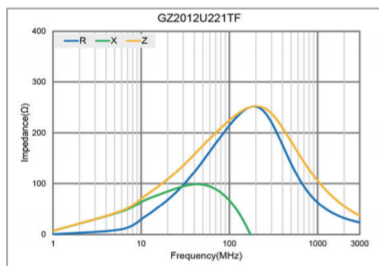
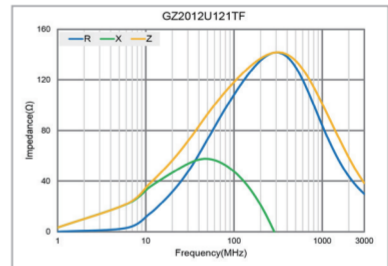
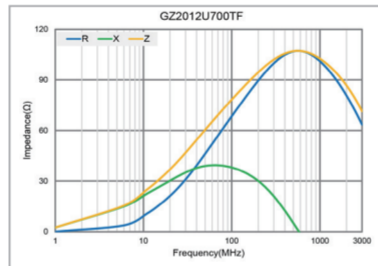
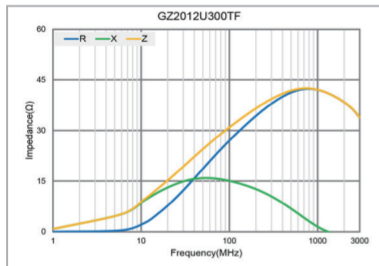
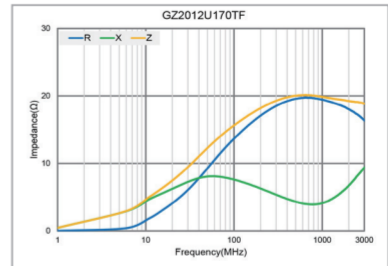
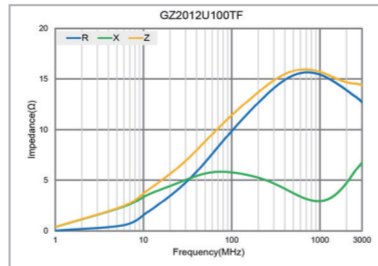
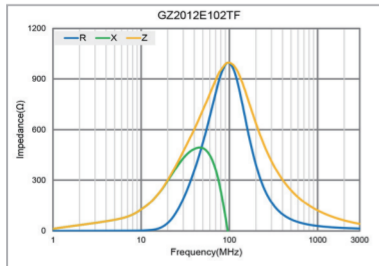
GZ2012 TYPE



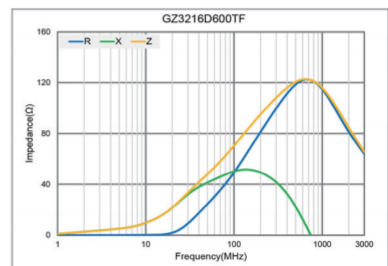
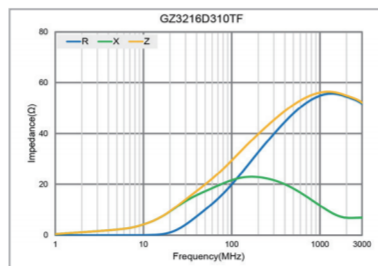
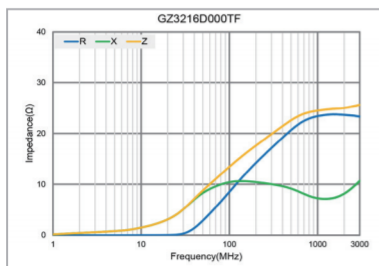
电气特性

Detail Electrical Characteristics

GZ2012 TYPE



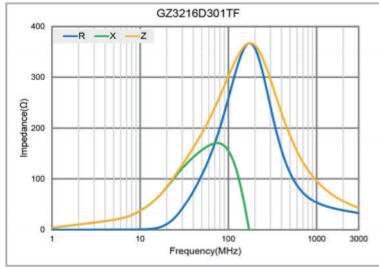
GZ3216 TYPE



电气特性

Detail Electrical Characteristics

GZ3216 TYPE



GZ3216-A99 TYPE

