

DLW5ATZ401TQ2#

“#” indicates a package specification code.

In Production

AEC-Q200

RoHS

REACH

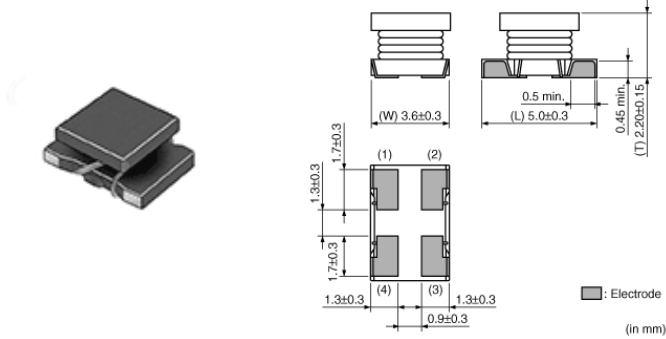
< List of part numbers with package codes >

DLW5ATZ401TQ2B

DLW5ATZ401TQ2K

DLW5ATZ401TQ2L

Appearance & Shape



Packaging Information

Packaging	Specifications	Standard Packing Quantity
B	Bulk(Bag)	100
K	330mm Embossed Tape	2500
L	180mm Embossed Tape	700

Features

Low profile (h=2.35mm) chip common mode choke coil.
Suitable for noise suppression at DC power lines.

Features

1. Low profile (h=2.35mm)
2. Small size (5.0x3.6mm)
3. Large Current Available (1.5A to 4A)
4. Operating Temperature Range -40°C to +105°C

Applications

Automotive Usage	Infotainment
------------------	--------------

Attention

1. This datasheet is downloaded from the website of Murata Manufacturing Co., Ltd. Therefore, its specifications are subject to change or our products in it may be discontinued without advance notice. Please check with our sales representatives or product engineers before ordering.

2. This datasheet has only typical specifications because there is no space for detailed specifications.

Therefore, please review our product specifications or consult the approval sheet for product specifications before ordering.

DLW5ATZ401TQ2#

“#” indicates a package specification code.



Specifications

Operating Temperature Range(Self-temperature rise is included)	No
--	----

Shape	SMD
Size Code (in mm)	5036
Size Code (in inch)	2014
Length	5.0mm
Length Tolerance	±0.3mm
Width	3.6mm
Width Tolerance	±0.3mm
Thickness	2.2mm
Thickness Tolerance	±0.15mm
Common Mode Impedance (at 100MHz)	400Ω
Common Mode Impedance (at 100MHz) Tolerance	(Typ.)
Common Mode Impedance (at 10MHz)	35Ω
Common Mode Impedance (at 10MHz) Tolerance	±25%
Rated Current	2A
Derating of Rated Current	No
Rated Voltage	100Vdc
Withstanding Voltage	250Vdc
DC Resistance(max.)	0.034Ω
DC Resistance	0.034Ω max.
Insulation Resistance(min.)	10MΩ
Operating Temperature Range	-40°C to 105°C
Mass(typ.)	0.14g
Number of Circuit	1

Attention

1.This datasheet is downloaded from the website of Murata Manufacturing Co., Ltd. Therefore, it's specifications are subject to change or our products in it may be discontinued without advance notice. Please check with our sales representatives or product engineers before ordering.

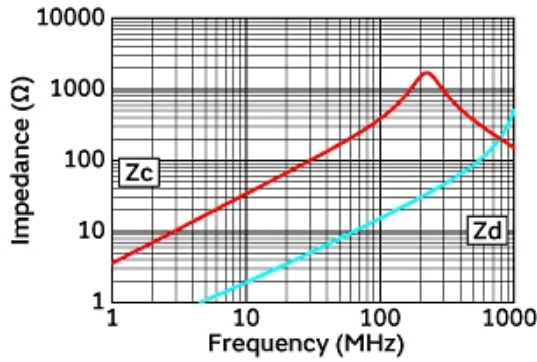
2.This datasheet has only typical specifications because there is no space for detailed specifications.

Therefore, please review our product specifications or consult the approval sheet for product specifications before ordering.

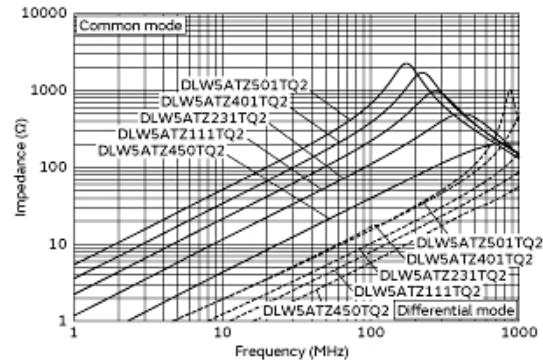
DLW5ATZ401TQ2#

“#” indicates a package specification code.

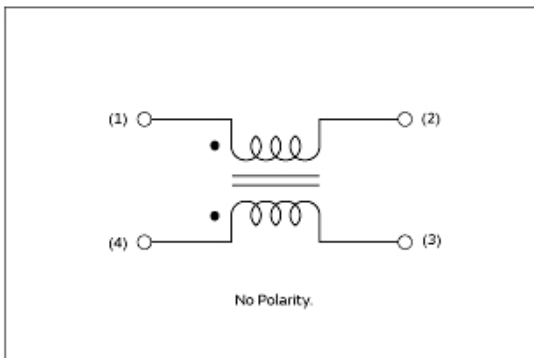
Product Data



Impedance-Frequency Characteristics



Impedance-Frequency Characteristics
(Main Items)



Equivalent Circuit

Attention

1.This datasheet is downloaded from the website of Murata Manufacturing Co., Ltd. Therefore, it's specifications are subject to change or our products in it may be discontinued without advance notice. Please check with our sales representatives or product engineers before ordering.

2.This datasheet has only typical specifications because there is no space for detailed specifications.

Therefore, please review our product specifications or consult the approval sheet for product specifications before ordering.