3M™ WIREMOUNT SOCKET PREASSEMBLED, 3000 SERIES

.100" X .100" FOR .050" PITCH CABLE, (OPTIONAL PLASTIC OR METAL STRAIN RELIEF)

* INDUSTRY STANDARD IDC SOCKET.
* OPTIONAL PLASTIC OR LOW PROFILE METAL STRAIN RELIEF.
* POSITIVE LOCKING METAL "J" CLIPS PROVIDE HIGH COVER RETENTION.
* MATES WITH 3M HEADERS, PLUGS AND PIN STRIPS FOR QUICK CONNECT/ DISCONNECT CAPABILITY.
* OPEN OR CLOSED END COVERS AVAILABLE.
* ACCEPTS FLAT CABLE OR DISCRETE WIRE.
* MILITARY POLARIZATION, WITH OR WITHOUT CENTER BUMP.
* FASTER TERMINATION, LOWER APPLIED COST AND IMPROVED PRODUCTIVITY.

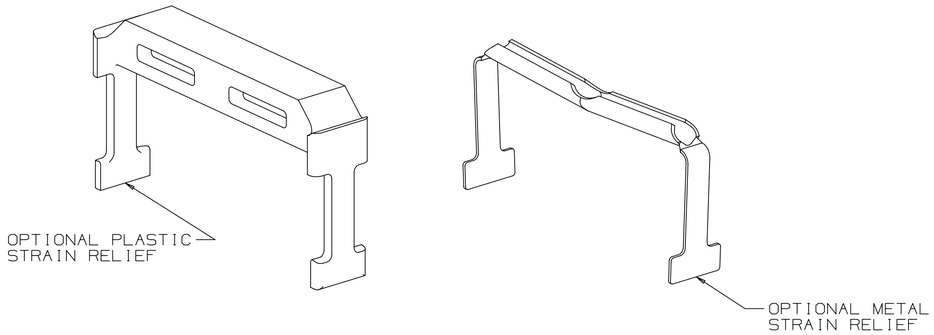

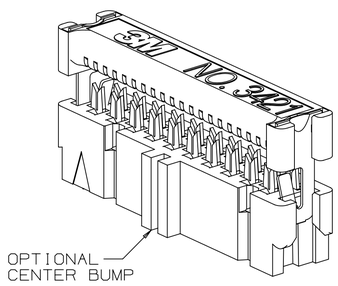

[2] PHYSICAL:

INSULATION:	
MATERIAL:	GLASS FILLED POLYESTER (PBT)
FLAMMABILITY:	UL94V-0
COLOR:	GRAY
CONTACT:	
MATERIAL:	COPPER ALLOY
PLATING:	
UNDER PLATING AND U-SLOT:	100μ" [2.54μm] AVG. NICKEL-OVERALL
WIPING AREA:	30μ" [0.76μm] AVG. GOLD
WIRE ACCOMMODATION:	26 AND 28 AWG SOLID AND STRANDED
MARKINGS:	3M LOGO, PART IDENTIFICATION NUMBER, ORIENTATION TRIANGLE

[2] ELECTRICAL:

CURRENT RATING:

	1 LINE	6 ADJACENT LINES	ALL LINES
28 AWG	4.50	1.75	1.00
26 AWG	4.75	2.00	1.00

RATING CONDITIONS: EIA-364-070 METHOD 2, 30°C MAXIMUM TEMPERATURE RISE, 20% DERATED. REFERENCE APPROPRIATE 3M PRODUCT SPECIFICATION FOR CURRENT DERATING CURVES.

INSULATION RESISTANCE: >1 X $10^9\Omega$ AT 500 V_{DC}
WITHSTANDING VOLTAGE: 1,000V_{RMS} AT SEA LEVEL

[2] EVIRONMENTAL:

TEMPERATURE RATING: -55°C TO +105°

NOTES

1. REGULATORY INFORMATION: VISIT 3M.com/regs
2. UNLESS OTHERWISE NOTED, REFERENCES TO INDUSTRY SPECIFICATIONS ARE INTENDED TO INDICATE SUBSTANTIAL COMPLIANCE TO THE MATERIAL ELEMENTS OF THE SPECIFICATION. SUCH REFERENCES SHOULD NOT BE CONSTRUED AS A GUARANTEE OF COMPLIANCE TO ALL REQUIREMENTS IN A GIVEN SPECIFICATION.
3. THIS POLARIZING GROOVE IS NON-EXISTENT ON 3863, 3868, 3385 AND 3473 SERIES.
4. THIS POLARIZING GROOVE IS NON-EXISTENT ON 3863 SERIES FOR POLARIZATION OPTION 6.
5. THE LOW PROFILE STRAIN RELIEF CAN BE USED WITH THE 4600 SERIES PLUG AND .100 X .100 HEADERS WITH EJECTOR LATCHES. THE LATCHES WILL ONLY FUNCTION AS AN EJECTOR.
6. TAPERED PIN TIP CONFIGURATION RECOMMENDED.
7. DIMENSION MEASURED AT TIP OF PINS.

ORDERING INFORMATION SOCKETS

XXXX-XXXX

SOCKET SERIES: (SEE TABLE 1)

PREASSEMBLED COVER OPTIONS:
G = OPEN COVER: RECESS ON ODD ROW SIDE
H = OPEN COVER: RECESS ON EVEN ROW SIDE
J = CLOSED COVER: FOR END CABLE TERMINATION, RECESS ON ODD ROW SIDE, (10-60 POSITION ONLY)
K = CLOSED COVER: FOR END CABLE TERMINATION, RECESS ON EVEN ROW SIDE, (10-60 POSITION ONLY)

POLARIZATION:
0 = MILITARY (DUAL SLOT)
6 = CENTER BUMP AND MILITARY

STRAIN RELIEF:
00 = NO STRAIN RELIEF
XX = CONTACT QUANTITY FOR PLASTIC STRAIN RELIEF 10 THRU 60 POSITION (I.E. 50 FOR A 50 POS)
05 = PLASTIC STRAIN RELIEF 6 AND 8 POSITION
06 = METAIL STRAIN RELIEF 10 THRU 60 POSITION

(ORDER SEPARATELY)
SEE TS-0720

ORDERING INFORMATION STRAIN RELIEF

3448-X0XX

TYPE:
2 = METAL, LOW PROFILE 10 THRU 60 POSITION (SEE NOTE 3)
3 = PLASTIC

XX = CONTACT QUANTITY SEE TABLE 1 (I.E. 50 FOR A 50 POSITION STRAIN RELIEF)

ORDERING INFORMATION KEYING PLUG

3435-0000

ORDERING INFORMATION PULL TABS

3490-X

3M ELECTRONICS MATERIALS SOLUTIONS DIVISION
INTERCONNECT SOLUTIONS
http://www.3M.com/interconnect

3M IS A TRADEMARK OF 3M COMPANY.
FOR TECHNICAL, SALES OR ORDERING INFORMATION CALL 800-225-5373

UL FILE NO: E68080

DIMENSIONS: INCHES [MM]
[MM] IS REF. ONLY

REV	ECO	ISSUE DATE AND DESCRIPTION	DRFT	CHKD
F	97305	JUN 22,2021 REVISED AND REDRAWN	JNC	SAN

DESIGN REFERENCE | NEXT ASSEMBLY | ACCESS CODES

DRFT CASTIGLIONE | DATE JUN 22,2021 | MFG | DATE
CHKD | DATE | APPVL S. NEU | DATE JUN 22,2021

DIVISION | DIVISION CODE EMSD

DO NOT SCALE DRAWING | SCALE 4:1

TOLERANCES EXCEPT AS NOTED
INCHES: .0 ±.1; .00 ±.01; .000 ±.005; .0000 ±.0002
MILLIMETERS: 0 ±; .0 ±; .00 ±; .000 ±; ANGLES ±

THIRD ANGLE PROJECTION

INTERPRET PER ASME Y14.5 - 2018

MAX SURFACE ROUGHNESS ☐ ALL SURFACES ☐ MARKED ONLY

3M Center St. Paul, MN 55144

© 3M COPYRIGHT 2021
This document and the information it contains are 3M property and may not be reproduced or further distributed without 3M permission, or used or disclosed other than for 3M authorized purposes. All rights reserved.

TITLE: WMT SKT, PREASS'Y, .100" X .100", .050" PITCH CABLE

CAGE NUMBER | SIZE D | DRAWING NO. 78-5100-0719-4 | REV. F

MODEL 3000 | DET. LISTS ☐ YES ☒ NO | SHT 1 OF 4

78-5100-0719-4 DRAWING NUMBER | F REVISION

3M™ WIREMOUNT SOCKET PREASSEMBLED, 3000 SERIES

.100" X .100" FOR .050" PITCH CABLE, (OPTIONAL PLASTIC OR METAL STRAIN RELIEF)

TABLE 1			
CONTACT QTY.	SOCKET SERIES	DIM. "A"	DIM. "B"
06	3863	0.48 [12.2]	0.34 [8.6]
08	3868	0.58 [14.7]	0.44 [11.2]
10	3473	0.68 [17.3]	0.54 [13.7]
14	3385	0.88 [22.4]	0.74 [18.8]
16	3452	0.98 [24.9]	0.84 [21.3]
20	3421	1.18 [30.0]	1.04 [26.4]
24	3626	1.38 [35.1]	1.24 [31.5]
26	3399	1.48 [37.6]	1.34 [34.0]
30	3419	1.68 [42.7]	1.54 [39.1]
34	3414	1.88 [47.8]	1.74 [44.2]
36	9436	1.98 [50.3]	1.84 [46.7]
40	3417	2.18 [55.4]	2.04 [51.8]
44	9444	2.38 [60.5]	2.24 [56.9]
50	3425	2.68 [68.1]	2.54 [64.5]
60	3334	3.18 [80.8]	3.04 [77.2]

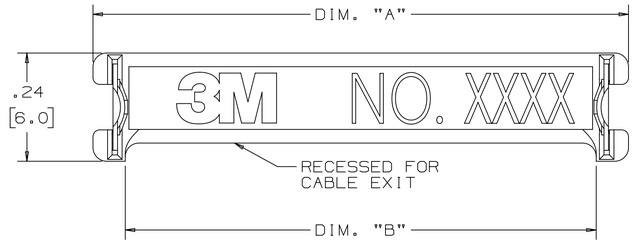

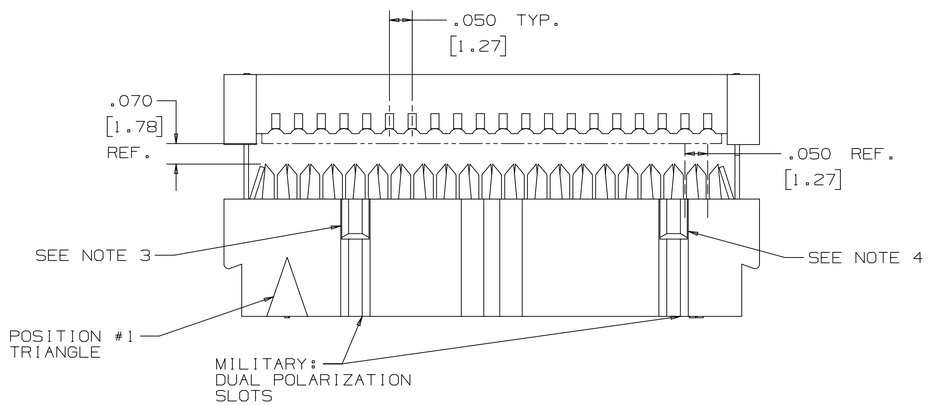

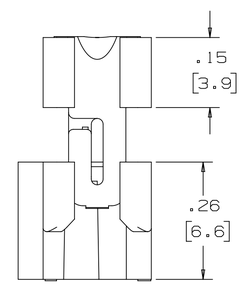

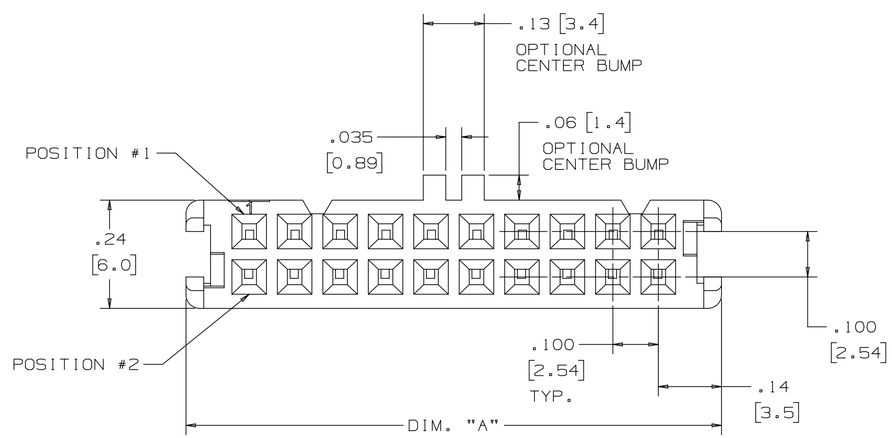

REV	ECO	ISSUE DATE AND DESCRIPTION	DRFT	CHKD
F	97305	JUN 22,2021 REVISED AND REDRAWN	JNC	SAN

DESIGN REFERENCE NEXT ASSEMBLY

ACCESS CODES

DRFT CASTIGLIONE DATE JUN 22,2021 MFG DATE

CHKD DATE APPVL S. NEU DATE JUN 22,2021

DIVISION

DIVISION CODE EMSD

DO NOT SCALE DRAWING

SCALE 6/1

TOLERANCES EXCEPT AS NOTED

INCHES
.0 ±.1
.00 ±.01
.000 ±.005
.0000 ±.0002

MILLIMETERS
0 ±
.0 ±
.00 ±
.000 ±

ANGLES ±

THIRD ANGLE PROJECTION

INTERPRET PER ASME Y14.5 - 2018

MAX SURFACE ROUGHNESS
☐ ALL SURFACES
☐ MARKED ONLY

© 3M COPYRIGHT 2021
This document and the information it contains are 3M property and may not be reproduced or further distributed without 3M permission, or used or disclosed other than for 3M authorized purposes. All rights reserved.

3M Center St. Paul, MN 55144

TITLE
WMT SKT, PREASS'Y, .100" X .100", .050" PITCH CABLE

CAGE NUMBER | SIZE D | DRAWING NO. 78-5100-0719-4 | REV. F

MODEL 3000 | DET. LISTS ☐ YES ☒ NO | SHT 2 OF 4

78-5100-0719-4 DRAWING NUMBER | F REVISION

3M™ WIREMOUNT SOCKET PREASSEMBLED, 3000 SERIES

.100" X .100" FOR .050" PITCH CABLE, (OPTIONAL PLASTIC OR METAL STRAIN RELIEF)

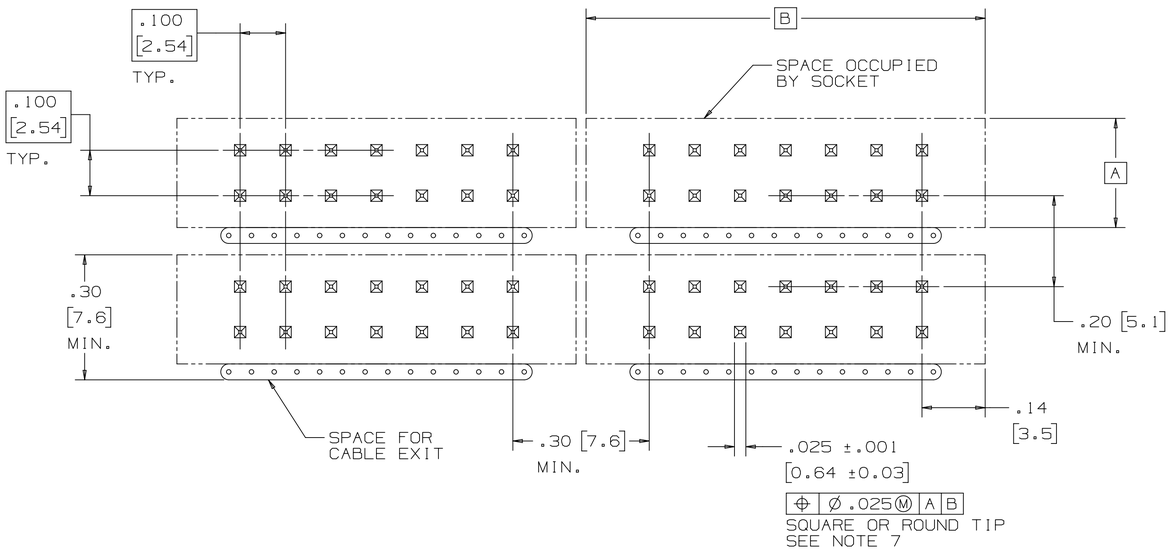

RECOMMENDED PIN PATTERN
FOR STACKED CONFIGURATIONS

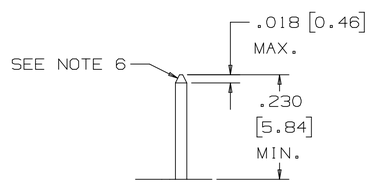

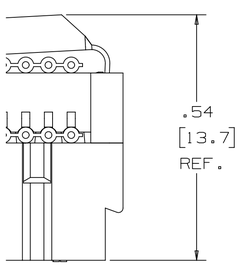

ASSEMBLED HEIGHT
WITH METAL PROFILE
STRAIN RELIEF

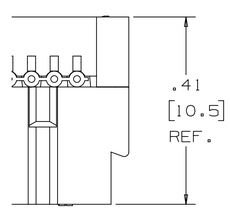

ASSEMBLED HEIGHT
WITHOUT STRAIN RELIEF

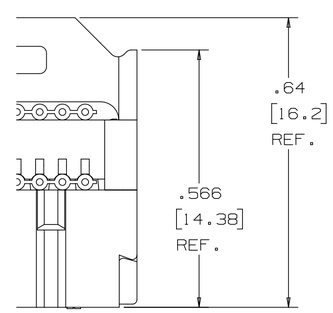

ASSEMBLED HEIGHT
WITH PLASTIC
STRAIN RELIEF

REV	ECO	ISSUE DATE AND DESCRIPTION	DRFT	CHKD
F	97305	JUN 22,2021 REVISED AND REDRAWN	JNC	SAN

DESIGN REFERENCE | NEXT ASSEMBLY | ACCESS CODES

DRFT CASTIGLIONE DATE JUN 22,2021 | MFG | DATE

CHKD | DATE | APPV. S. NEU DATE JUN 22,2021

DIVISION | DIVISION CODE EMSD

DO NOT SCALE DRAWING | SCALE 6/1

THIRD ANGLE PROJECTION

INTERPRET PER ASME Y14.5 - 2018

MAX SURFACE ROUGHNESS ☐ ALL SURFACES ☐ MARKED ONLY

TOLERANCES EXCEPT AS NOTED
INCHES: .0 ±.1; .00 ±.01; .000 ±.005; .0000 ±.0002
MILLIMETERS: .0 ±; .00 ±; .000 ±
ANGLES ±

3M 3M Center St. Paul, MN 55144

© 3M COPYRIGHT 2021
This document and the information it contains are 3M property and may not be reproduced or further distributed without 3M permission, or used or disclosed other than for 3M authorized purposes. All rights reserved.

TITLE: WMT SKT, PREASS'Y, .100" X .100", .050" PITCH CABLE

CAGE NUMBER | SIZE D | DRAWING NO. 78-5100-0719-4 | REV. F

MODEL 3000 | DET. LISTS ☐ YES ☒ NO | SHT 3 OF 4

78-5100-0719-4 (DRAWING NUMBER) F (REVISION)

3M™ WIREMOUNT SOCKET PREASSEMBLED, 3000 SERIES

.100" X .100" FOR .050" PITCH CABLE, (OPTIONAL PLASTIC OR METAL STRAIN RELIEF)

Regulatory: For regulatory information about this product, visit 3M.com/regs or contact your 3M representative.

Technical Information: The technical information, recommendations and other statements contained in this document are based upon tests or experience that 3M believes are reliable, but the accuracy or completeness of such information is not guaranteed.

Product Use: Many factors beyond 3M's control and uniquely within user's control can affect the use and performance of a 3M product in a particular application. Given the variety of factors that can affect the use and performance of a 3M product, user is solely responsible for evaluating the 3M product and determining whether it is fit for a particular purpose and suitable for user's method of application.

Warranty, Limited Remedy, and Disclaimer: Unless an additional warranty is specifically stated on the applicable 3M product packaging or product literature, 3M warrants that each 3M product meets the applicable 3M product specification at the time 3M ships the product. 3M MAKES NO OTHER WARRANTIES OR CONDITIONS, EXPRESS OR IMPLIED, INCLUDING, BUT NOT LIMITED TO, ANY IMPLIED WARRANTY OR CONDITION OF MERCHANTABILITY OR FITNESS FOR A PARTICULAR PURPOSE OR ANY IMPLIED WARRANTY OR CONDITION ARISING OUT OF A COURSE OF DEALING, CUSTOM OR USAGE OR TRADE. If the 3M product does not conform to this warranty, then the sole and exclusive remedy is, at 3M's option, replacement of the 3M product or refund of the purchase price.

Limitation of Liability: Except where prohibited by law, 3M will not be liable for any loss or damage arising from the 3M product, whether direct, indirect, special, incidental or consequential, regardless of the legal theory asserted, including warranty, contract, negligence or strict liability.

3M Company
Electronics Materials Solutions Division
13011 McCallen Pass, Bldg. C
Austin, TX 78753-5380
1-800-225-5373
www.3M.com/interconnect

REV	ECO	ISSUE DATE AND DESCRIPTION	DRFT	CHKD
F	97305	JUN 22,2021 REVISED AND REDRAWN	JNC	SAN

DESIGN REFERENCE | NEXT ASSEMBLY

ACCESS CODES

DRFT CASTIGLIONE DATE JUN 22,2021 | MFG | DATE

CHKD | DATE | APPVL S. NEU DATE JUN 22,2021

DIVISION | DIVISION CODE EMSD

DO NOT SCALE DRAWING | SCALE 8/1

TOLERANCES EXCEPT AS NOTED

INCHES
.0 ±.1
.00 ±.01
.000 ±.005
.0000 ±.0002

MILLIMETERS
0 ±
.0 ±
.00 ±
.000 ±

ANGLES ±

THIRD ANGLE PROJECTION

INTERPRET PER ASME Y14.5 - 2018

MAX SURFACE ROUGHNESS ☐ ALL SURFACES ☐ MARKED ONLY

© 3M COPYRIGHT 2021
This document and the information it contains are 3M property and may not be reproduced or further distributed without 3M permission, or used or disclosed other than for 3M authorized purposes. All rights reserved.

3M Center St. Paul, MN 55144

TITLE
WMT SKT, PREASS'Y, .100" X .100", .050" PITCH CABLE

CAGE NUMBER | SIZE D | DRAWING NO. 78-5100-0719-4 | REV. F

MODEL 3000 | DET. LISTS ☐ YES ☒ NO | SHT 4 OF 4

78-5100-0719-4 DRAWING NUMBER | F REVISION