SIGN	DATE	DESCRIPTION	APPROVER
1			

THIS IS CAD DRAWING, DO NOT REVISE MANUALLY!!!

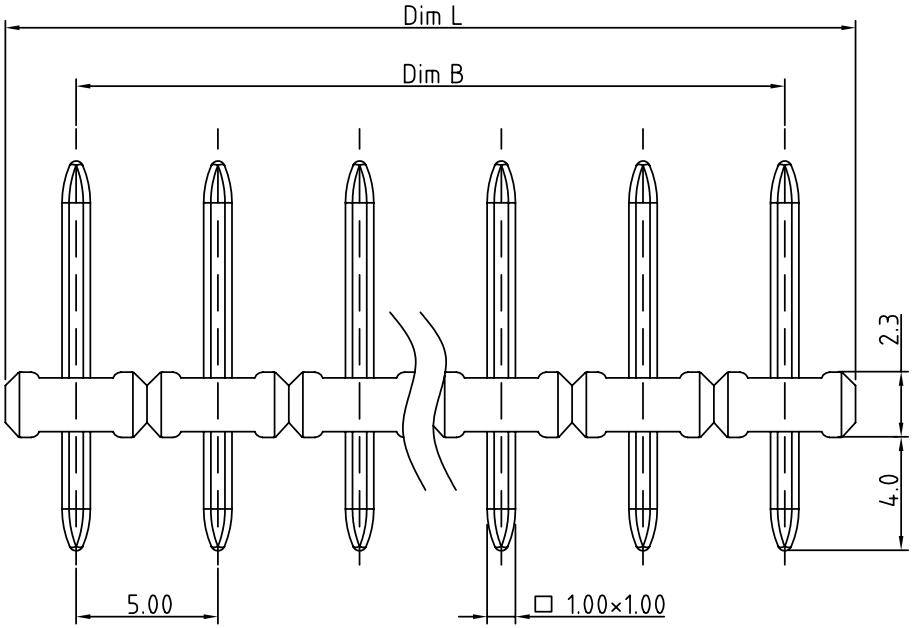

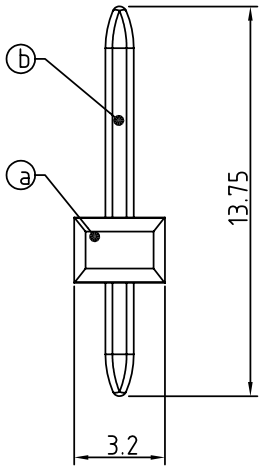

N = Number of contact

Material:

- Item a Terminal body : Thermoplastic (UL94V-0)
- Item b Male contact pin :Brass , Tin plated

Electrical:

- Voltage rating: 300V
- Current rating: 15A
- Withstanding Voltage: 1.6KV
- Operating temperature: -40°C to +115°C
- Soldering temperature: 250°C±10°C/5 Sec
- Safety Approval: c UL us

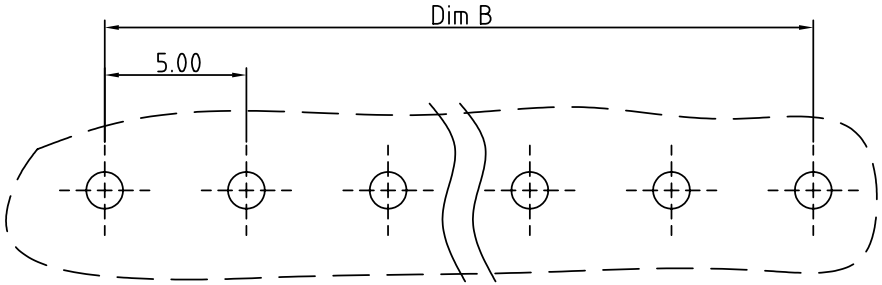

P.C.B. LAYOUT

EP xx 0 0 0 x 0000 G

- POLES: 02 pole ... 24 pole
- Body type: 0 PA66, 1 PA46
- G: Pb<40000ppm

Poles	02	03	04	05	06	07	08	09	10	11	12	13
Dim L	10.00	15.00	20.00	25.00	30.00	35.00	40.00	45.00	50.00	55.00	60.00	65.00
Dim B	5.00	10.00	15.00	20.00	25.00	30.00	35.00	40.00	45.00	50.00	55.00	60.00
TOL	±0.10				±0.15					±0.20		

Poles	14	15	16	17	18	19	20	21	22	23	24	
Dim L	70.00	75.00	80.00	85.00	90.00	95.00	100.00	105.00	110.00	115.00	120.00	
Dim B	65.00	70.00	75.00	80.00	85.00	90.00	95.00	100.00	105.00	110.00	115.00	
TOL	±0.20		±0.25					±0.30				

ANYTEK

CUSTOMER COPY

ALL RIGHTS RESERVED. REPRODUCTION OR ISSUE TO THIRD PARTIES IN ANY FORM WHATEVER IS NOT PERMITTED WITHOUT WRITTEN AUTHORITY FROM THE PROPRIETOR. PROPERTY OF ANYTEK TECHNOLOGY CO., LTD

TITLE	EP 5.0 Series (L=13.75mm , 方PIN 1.0×1.0mm)				
PART NO.	EPxx000x0000G			DWG NO.	8EP0001
APPROVED	CHECKED	DESIGNED	DRAWN	CUST NO.	
		Jacke 2008.12.23	Aaron 2007.03.17	UNIT: mm / SCALE: NONE / SHEET: 01/01 / REV.: C	

Tolerance	
X.	±0.50
X.X	±0.30
X.XX	±0.10
X°	±1°