

## HXA Series

Upgrade!

- High reliability and high voltage are realized by hybrid electrolyte
- Endurance with ripple current : 4,000 hours at 125°C
- For high temperature and high reliability applications.  
(Automotive equipment, Base station equipment, etc.)
- RoHS2 Compliant
- Halogen Free
- AEC-Q200 compliant : Please contact Chemi-Con for more details, test data, information.

HXA

Higher temperature  
HXB



### SPECIFICATIONS

Items	Characteristics	
Category	-55 to +125°C	
Temperature Range	80V <sub>dc</sub>	
Rated Voltage Range	±20% (M)	
Capacitance Tolerance	(at 20°C, 120Hz)	
Leakage Current	I=0.01CV or 3 μA, whichever is greater Where, I : Max. leakage current (μA), C: Nominal capacitance(μF), V : Rated voltage(V) (at 20°C after 2 minutes)	
Dissipation Factor (tan δ)	Rated voltage(V <sub>dc</sub> )	80V
	tan δ (Max.)	0.08
	(at 20°C, 120Hz)	
Low Temperature Characteristics (Max. Impedance Ratio)	Z(-25°C)/Z(+20°C) ≤ 1.5 Z(-55°C)/Z(+20°C) ≤ 2.0 (at 100kHz)	
Endurance	The following specifications shall be satisfied when the capacitors are restored to 20°C after subjected to DC voltage with the rated ripple current is applied (the peak voltage shall not exceed the rated voltage) for 4,000 hours at 125°C.	
	Capacitance change	≤ ±30% of the initial value
	D.F. (tan δ)	≤ 200% of the initial specified value
	ESR	≤ 200% of the initial specified value
	Leakage current	≤ The initial specified value
Shelf Life	The following specifications shall be satisfied when the capacitors are restored to 20°C after exposing them for 1,000 hours at 125°C without voltage applied. Before the measurement, the capacitor shall be preconditioned by applying voltage according to item 4.1 of JIS C 5101-4.	
	Capacitance change	≤ ±30% of the initial value
	D.F. (tan δ)	≤ 200% of the initial specified value
	ESR	≤ 200% of the initial specified value
	Leakage current	≤ The initial specified value

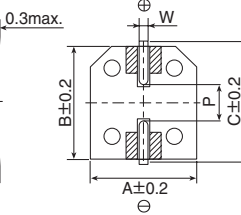
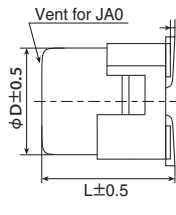
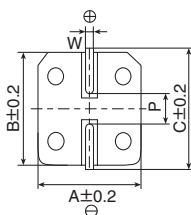
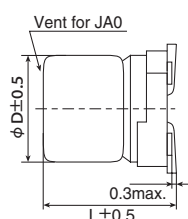
### DIMENSIONS [mm]

- Terminal Code : A

- Size code : HA0 and JA0

- Terminal Code : G(Vibration resistant structure)

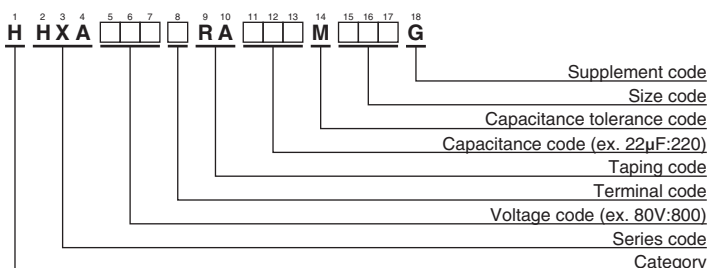
- Size code : HA0 and JA0



Size Code	φD	L	A	B	C	W	P
HA0	8	10.0	8.3	8.3	9.0	0.7 to 1.1	3.1
JA0	10	10.0	10.3	10.3	11.0	0.7 to 1.1	4.5

⊠ : Dummy terminals

### PART NUMBERING SYSTEM



Please refer to "Product code guide (conductive polymer hybrid type)"

### MARKING

EX) 80V22μF



- Rated voltage symbol

Rated voltage (V <sub>dc</sub> )	Symbol
80	K



## ◆STANDARD RATINGS

WV (V <sub>dc</sub> )	Cap (μF)	Size code	ESR (mΩ max./20°C, 100kHz)	Rated ripple current (mA <sub>rms</sub> /125°C, 100kHz)	Part No.
80	22	HA0	45	1,100	HHXA800□RA220MHA0G
	39	JA0	35	1,200	HHXA800□RA390MJA0G
	47	JA0	33	1,700	HHXA800□RA470MJA0G

□ : Enter the appropriate terminal code.

## ◆RATED RIPPLE CURRENT MULTIPLIERS

### ●Frequency Multipliers

Capacitance(μF) \ Frequency(Hz)	120	1k	5k	10k	20k	30k	100k to 500k
22	0.07	0.30	0.50	0.60	0.70	0.75	1.00
39 to 47	0.10	0.40	0.60	0.70	0.80	0.80	1.00