SIGN	DATE	DESCRIPTION	APPROVER
1	1/30'07	Soldering temperature changed from 245° to 250°	Tony
2	6/18'07	Body is changed from open type to close type	Marvin
3	04/08'09	The current rating and operating temperature are changed	Jacke
4	04/08'09	Add UL standard	Jacke

THIS IS CAD DRAWING, DO NOT REVISE MANUALLY!!!

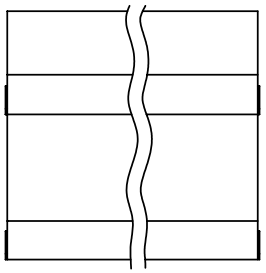

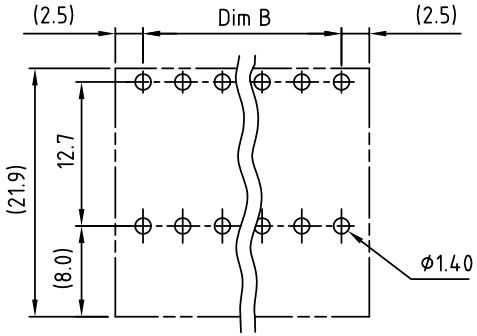

RECOMMENDED PCB LAYOUT

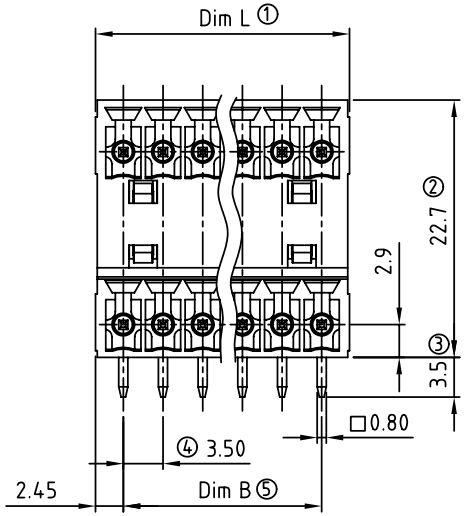

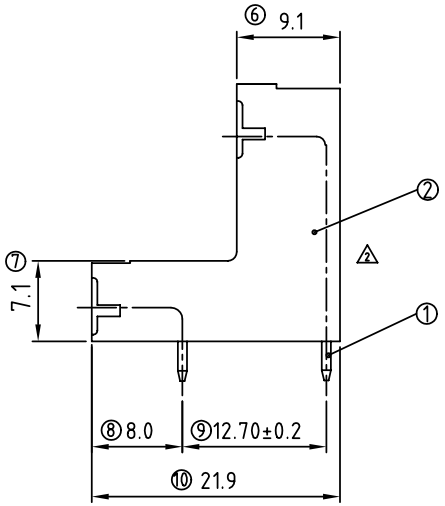

Material:

- Item ① Contact pin: Brass(CuZn) Tin plated
- Item ② Insulator(housing): Thermoplastic (UL94V-0)

Electrical: cULus

- Voltage rating: 300V
- 3 Current rating: 10A
- Withstanding Voltage: 1.6 KV
- Operating temperature: -40°C to +115°C
- 1 Soldering temperature: 250°C±10°C/5 Sec
- 4 Safety Approval: c UL us

VO xx 1 1 x 1 xxxx G

No. OF POLES
04: 2×2 POLES
06: 2×3 POLES
:
:
48: 2×24 POLES

Color
0 Black (RAL9005)
2 Red (RAL3001/D)
3 Orange(RAL2011/P)
4 Yellow(RAL1018/A)
5 Green(RAL6018/T)
6 Blue (RAL5015/A)
8 Grey(RAL7035/D)

0000: "@" Logo (Standard)
000A: "ANYTEK" Mark
Any special item by customer requst. please contact sales department.

RoHS compliant
Pb<40000ppm (In Copper Alloy)

Poles	2×2p	2×3p	2×4p	2×5p	2×6p	2×7p	2×8p	2×9p	2×10p	2×11p	2×12p	2×13p
Dim L	8.40	11.9	15.4	18.9	22.4	25.9	29.4	32.9	36.4	39.9	43.4	46.9
Dim B	3.50	7.00	10.5	14.0	17.5	21.0	24.5	28.0	31.5	35.0	38.5	42.0
TOL	±0.15				±0.20					±0.25		

Poles	2×14p	2×15p	2×16p	2×17p	2×18p	2×19p	2×20p	2×21p	2×22p	2×23p	2×24p	
Dim L	50.4	53.9	57.4	60.9	64.4	67.9	71.4	74.9	78.4	81.9	85.4	
Dim B	45.5	49.0	52.5	56.0	59.5	63.0	66.5	70.0	73.5	77.0	80.5	
TOL	±0.25		±0.30					±0.35				

ANYTEK

CUSTOMER COPY

ALL RIGHTS RESERVED. REPRODUCTION OR ISSUE TO THIRD PARTIES IN ANY FORM WHATEVER IS NOT PERMITTED WITHOUT WRITTEN AUTHORITY FROM THE PROPRIETOR. PROPERTY OF ANYTEK TECHNOLOGY CO., LTD

TITLE	VO-3.50 Series Right angle					
PART NO.	VOxx11x1xxxxG			DWG NO.	8VO0002	
APPROVED	CHECKED	DESIGNED	DRAWN	CUST NO.		Tolerance
		Jacke 2009.04.08	Jacke 2009.04.08		UNIT: mm	X. ±0.50
					SCALE: NONE	X.X ±0.30
				SHEET: 01/01	REV.: F	X.XX ±0.10
						X° ±1°