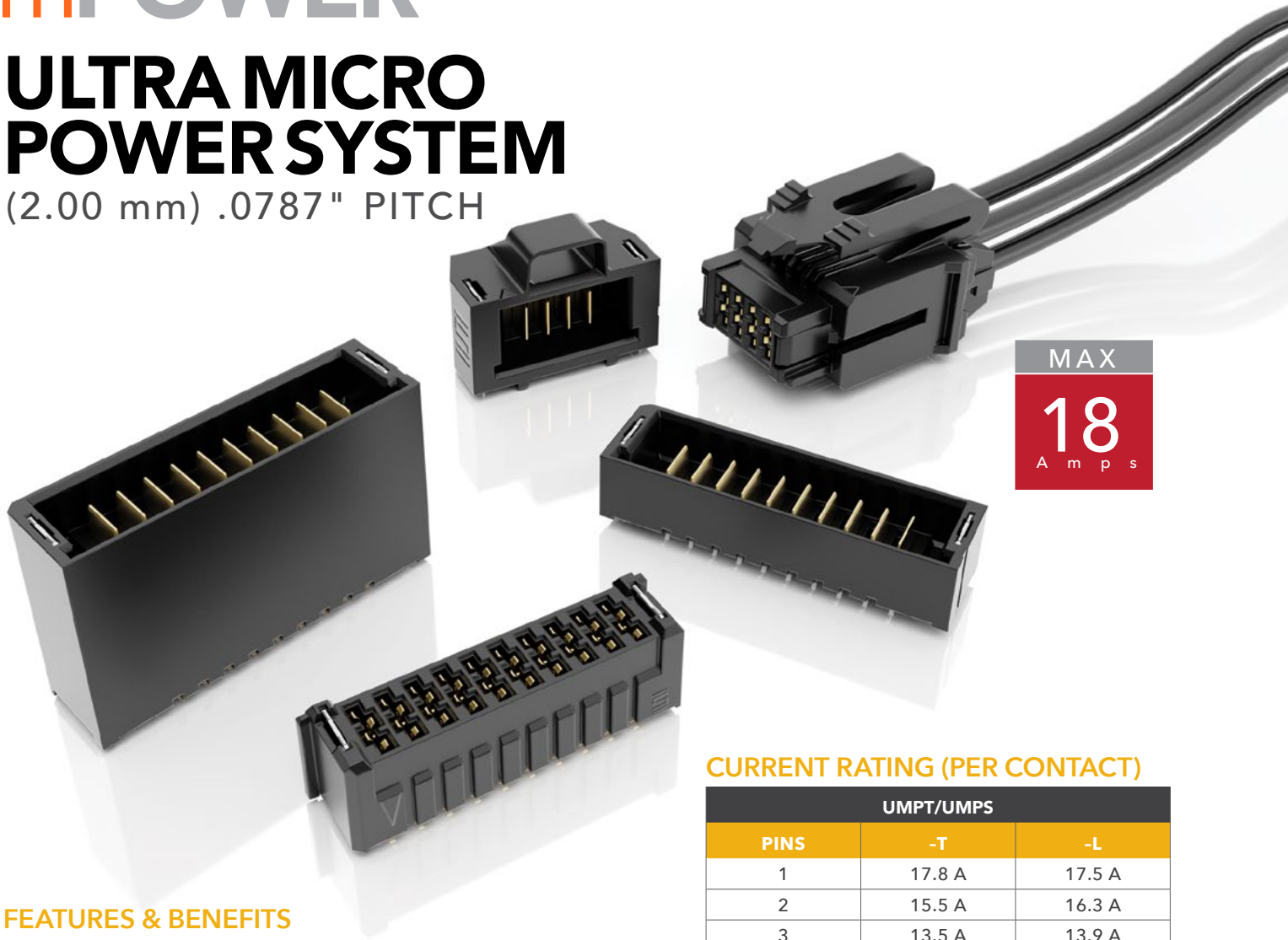


ULTRA MICRO POWER SYSTEM

(2.00 mm) .0787" PITCH



MAX

18

A m p s

FEATURES & BENEFITS

- Board-to-board, cable-to-board and cable-to-cable
- Up to 18 A per blade (1 blade powered)
- Choice of 2 to 10 positions
- 5 mm to 20 mm stack heights; vertical and right-angle orientations
- Tin or 10 μ " Gold plated power blades; 30 μ " Gold plating available to meet specific regulations
- Optional weld tabs
- Mating cable assemblies with plastic top or metal side latching
- Severe Environment Testing qualified (UMPT/UMPS); aligns with MIL-DTL-55302. Visit samtec.com/set

KEY SPECIFICATIONS (UMPT/UMPS)

STACK HEIGHTS	INSULATOR MATERIAL	CONTACT MATERIAL	PLATING	OPERATING TEMP RANGE	VOLTAGE RATING	LEAD-FREE SOLDERABLE
5, 6, 7, 8, 9, 10, 11, 12, 13, 14, 15, 16, 18, 20 mm	Black LCP	Copper Alloy	Sn or Au over 50 μ " (1.27 μ m) Ni	-55 °C to +105 °C with Tin -55 °C to +125 °C with Gold	460 VAC/ 650 VDC	Yes

CURRENT RATING (PER CONTACT)

UMPT/UMPS		
PINS	-T	-L
1	17.8 A	17.5 A
2	15.5 A	16.3 A
3	13.5 A	13.9 A
4	12.9 A	13.2 A
10	9.8 A	8.9 A

Ratings are derated 20% with 30 °C rise to maximum allowable temperature.


CREEPAGE & CLEARANCE

UMPT/UMPS	
CREEPAGE	2.20 mm
CLEARANCE	1.65 mm

Selectively loading contacts achieves customer specific creepage and clearance requirements.

ULTRA MICRO POWER TERMINAL

UMPT	NO. OF POSITIONS	LEAD STYLE	PLATING OPTION	V	S	WELD TAB	LATCH OPTION	"X"R
UMPT Board Mates: -02, -03, -04, UMPS -05, -06, Cable Mates: -07, -08, UMPC* -09, -10 (*UMPT requires -P or -M option for mating) Standoffs: GPSO		-01.5 = (01.5 mm) .059" -02.5 = (02.5 mm) .098" -06.5 = (06.5 mm) .256" -07.5 = (07.5 mm) .295" -12.5 = (12.5 mm) .492" (-W option required)	-L = 10 μ" (0.25 μm) Gold on contact, Matte Tin on tail -S = 30 μ" (0.76 μm) Gold on contact, Matte Tin on tail -T = Matte Tin			(Leave blank for no weld tab) -W = Weld Tab Through-hole (Required for -12.5 lead style)	(Leave blank for no latch) (Only available on -02.5 lead style) (Weld tab required) -P = Plastic top latch -M = Metal side latches	-TR = Tape & Reel -FR = Full Reel Tape & Reel (must order max. quantity per reel; contact Samtec for quantity breaks)



Notes:
Severe Environment Testing qualified; aligns with MIL-DTL-55302. Visit samtec.com/set


Some lengths, styles and options are non-standard, non-returnable.

View complete specifications at: samtec.com?UMPT

LEAD STYLE	C	NO. OF POSITIONS	A		B	
			(-P & No latch)	(-M latch)		
-01.5	(4.80) .189	-02	(11.30) .445	(9.70) .382	(13.30) .524	(11.60) .457
-02.5	(5.80) .228	-03	(13.30) .524	(11.70) .460	(15.30) .602	(13.60) .535
-06.5	(9.55) .376	-04	(15.30) .603	(13.70) .539	(17.30) .681	(15.60) .614
-07.5	(10.80) .425	-05	(17.30) .681	(15.70) .618	(19.30) .760	(17.60) .693
-12.5	(15.80) .622	-06	(19.30) .760	(17.70) .697	(21.30) .839	(19.60) .772
		-07	(21.30) .839	(19.70) .776	(23.30) .917	(21.60) .850
		-08	(23.30) .917	(21.70) .854	(25.30) .996	(23.60) .929
		-09	(25.30) .996	(23.70) .933	(27.30) 1.075	(25.60) 1.008
		-10	(27.30) 1.075	(25.70) 1.012	(29.30) 1.154	(27.60) 1.087

UMPT-04-01.5-X-V-S-W SHOWN

UMPT	NO. OF POSITIONS	01	PLATING OPTION	RA	WELD TAB	LATCH OPTION	"X"R
	-02, -03, -04, -05, -06, -07, -08, -09, -10		-L = 10 μ" (0.25 μm) Gold on contact, Matte Tin on tail -S = 30 μ" (0.76 μm) Gold on contact, Matte Tin on tail -T = Matte Tin		-WT = Weld Tab Through-hole	(Leave blank for no latch) -P = Plastic top latch -M = Metal side latches	-TR = Tape & Reel -FR = Full Reel Tape & Reel (must order max. quantity per reel; contact Samtec for quantity breaks)



UMPT-RA
Board Mates:
UMPS
Cable Mates:
UMPC*
(*UMPT requires -P or -M option for mating)

Note:
Some lengths, styles and options are non-standard, non-returnable.

View complete specifications at: samtec.com?UMPT-RA

NO. OF POSITIONS	A		B	
	(-P & No latch)	(-M latch)		
-02	(13.60) .535	(11.10) .437	(11.55) .455	
-03	(15.60) .614	(13.10) .516	(13.55) .533	
-04	(17.60) .693	(15.10) .594	(15.55) .612	
-05	(19.60) .772	(17.10) .673	(17.55) .691	
-06	(21.60) .850	(19.10) .752	(19.55) .770	
-07	(23.60) .929	(21.10) .831	(21.55) .848	
-08	(25.60) 1.008	(23.10) .909	(23.55) .927	
-09	(27.60) 1.087	(25.10) .988	(25.55) 1.006	
-10	(29.60) 1.165	(27.10) 1.067	(27.55) 1.085	

UMPT-04-01-X-RA-WT-P SHOWN

UMPT-04-01-X-RA-WT-M SHOWN