

SUMMARY

Wires

Low voltage 7



Image is for illustrative purpose only

Series	1T
Termination type	Female solder
IP rating	68
AWG wire size	30.00 - 22.00
Cable Ø	1.30 - 8.50 mm
Status	active
Matching parts	FGA.1T.307.CLAC65

Download

[Request a quote](#)

[Eplan](#)

[Catalog](#)

TECHNICAL DETAILS

Mechanics

Shell Style/Model	EG*: Fixed receptacle, nut fixing
Keying	2 keys (alpha=30, plug: male contacts, receptacle: female contacts)
Housing Material	Brass (chrome plated [SAE AMS 2460]) shell and collet nut, nickel plated [SAE AMS QQ N 290] brass latch sleeve and mid pieces
Weight	6.31 g

Performance

Configuration	T.307 : 7 Low Voltage
Insulator	L: PEEK (UL 94 / V-0/1.5)
Rated Current	7 Amps

Specifications

Contact Type: Solder
 Contact Dia.: 0.7 mm (0.028in)
 Bucket Dia.: 0.8 mm (0.031in)
 Max. Solid Conductor: 0.34 mm² (AWG 22)
 Max. Stranded Conductor: 0.34 mm² (AWG 22)
 R (max): 6.1 mOhm
 Vtest (contact-shell): 1050 V (AC), 1490 V (DC)
 Vtest (contact-contact): 950 V (AC), 1340 V (DC)


LEMO products and services are provided "as is". LEMO makes no warranties or representations with regard to LEMO product & services or use of them, express, implied or statutory, including for accuracy, completeness, or security. The user is fully responsible for his products and applications using LEMO components.

Others

- Endurance (Shell): >3000 mating cycles
- Temp (min / max): -55° C / +200° C
- Humidity (max): <=95% [at 60 deg C / 140 F]
- Resistance to vibration: 15 g [10 Hz - 2000 Hz]
- Shock Resistance: 100 g [6 ms]
- Climatical Category: 50/175/21
- Shielding efficiency (min): 75 dB (at 10 MHz)
- Shielding efficiency (min): 40 dB (at 1 GHz)
- Salt Spray Corrosion: >1000 hr

DRAWINGS

Draws



Dimensions










	A	B	E	L	M	N	S1	S2	e
mm.	15.5	16	6	23	1.8	21.5	10.5	14	M12x1.0
in.	0,61	0,63	0,24	0,91	0,07	0,85	0,41	0,55	

RECOMMENDED BY LEMO

Tools

LEMO products and services are provided “as is”. LEMO makes no warranties or representations with regard to LEMO product & services or use of them, express, implied or statutory, including for accuracy, completeness, or security. The user is fully responsible for his products and applications using LEMO components.

Cables

CMN.07.S34.027JGC			
CMN.07.T26.037QGZE	TPR (medical)	Grey	
CMN.07.T28.044PGZE		Grey	
CMN.07.T28.044PNZE			
270250	PVC	Grey	
70140	PVC	Grey	
7041	PVC	Grey	
7050	PVC	Black	
717920	PVC	Grey	
CTR.75.030.121875G	PVC	Grey	

LEMO products and services are provided "as is". LEMO makes no warranties or representations with regard to LEMO product & services or use of them, express, implied or statutory, including for accuracy, completeness, or security. The user is fully responsible for his products and applications using LEMO components.