




8700 E. Thomas Road
Scottsdale, AZ 85251
Tel: (480) 941-6300
Fax: (480) 947-1503

SMDA03C-4-2 thru SMDA24C-4-2

TVSarray[®] Series



DESCRIPTION (300 watt)

This TRANSIENT VOLTAGE SUPPRESSOR (TVS) array is packaged in a SO-8 configuration giving protection to 4 Bidirectional data or interface lines. It is designed for use in applications where protection is required at the board level from voltage transients caused by electrostatic discharge (ESD) as defined in IEC 1000-4-2, electrical fast transients (EFT) per IEC 1000-4-4 and effects of secondary lighting.

These TVS arrays have a peak power rating of 300 watts for an 8/20µsec pulse. This array is suitable for protection of sensitive circuitry consisting of TTL, CMOS DRAM's, SRAM's, HCMOS, HSIC microprocessors, and I/O transceivers. The SMDAXXC-4-2 product provides board level protection from static electricity and other induced voltage surges that can damage sensitive circuitry.

FEATURES

- Protects up to 4 Bidirectional lines
- Surge protection Per IEC 1000-4-2, 1000-4-4
- SO-8 Packaging

MECHANICAL

- Molded SO-8 Surface Mount
- Weight: 0.066 grams (approximate)
- Marking: Logo, device number, date code
- Pin #1 defined by DOT on top of package

MAXIMUM RATINGS

- Operating Temperatures: -55°C to +150°C
- Storage Temperature: -55°C to +150°C
- Peak Pulse Power: 300 Watts (8/20 µsec, Figure 1)
- Pulse Repetition Rate: <.01%

PACKAGING

- Tape & Reel EIA Standard 481-1-A
- 13 inch reel 2,500 pieces (OPTIONAL)
- Carrier tubes 95 pcs per (STANDARD)

ELECTRICAL CHARACTERISTICS PER LINE @ 25°C Unless otherwise specified

| PART NUMBER | DEVICE MARKING | STAND OFF VOLTAGE V_{WM} | BREAKDOWN VOLTAGE V_{BR} @1 mA | CLAMPING VOLTAGE V_C @ 1 Amp (FIGURE 2) | CLAMPING VOLTAGE V_C @ 5 Amp (FIGURE 2) | LEAKAGE CURRENT I_b @ V_{WM} | CAPACITANCE (f=1 MHz) @0V C | TEMPERATURE COEFFICIENT OF V_{BR} ΔV_{BR} mV/°C |
|-------------|----------------|-------------------------------|--|--|--|--|--------------------------------------|--|
| | | VOLTS MAX | VOLTS MIN | VOLTS MAX | VOLTS MAX | µA MAX | pF TYP | MAX |
| SMDA03C-4-2 | RFA | 3.3 | 4 | 7.0 | 9.0 | 200 | 300 | -5 |
| SMDA05C-4-2 | RFB | 5.0 | 6.0 | 9.8 | 11 | 40 | 200 | 1 |
| SMDA12C-4-2 | RFC | 12.0 | 13.3 | 19.0 | 24 | 1 | 75 | 8 |
| SMDA15C-4-2 | RFD | 15.0 | 16.7 | 24.0 | 30 | 1 | 50 | 13 |
| SMDA24C-4-2 | RFE | 24.0 | 26.7 | 43.0 | 55 | 1 | 35 | 28 |

NOTE: TVS product is normally selected based on its stand off Voltage V_{WM} . Product selected voltage should be equal to or greater than the continuous peak operating voltage of the circuit to be protected.

Application: The SMDAXXC-4-2 product is designed for transient voltage suppression protection of ESD sensitive components at the board level. It is an ideal product to be used for protection of I/O Transceivers.

WAVE FORMS

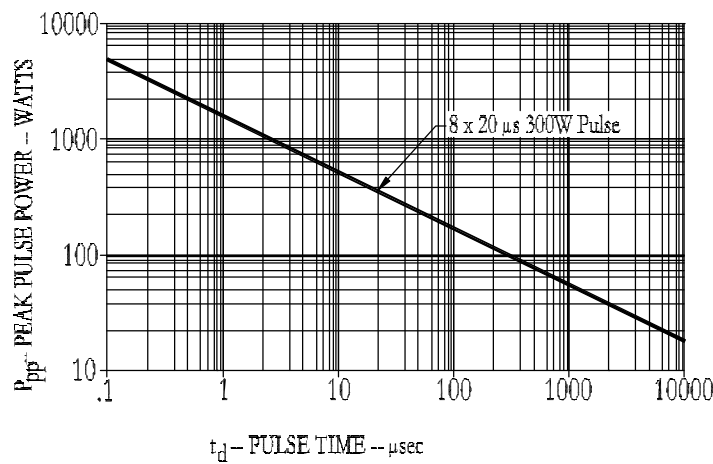


FIGURE 1
Peak Pulse Power Vs Pulse Time

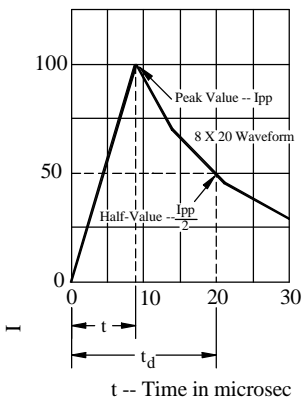


FIGURE 2
Pulse Wave Form

