

8

7

6

5

4

3

2

1

THE INFORMATION CONTAINED IN THIS DRAWING IS THE SOLE PROPERTY OF ANDERSON POWER PRODUCTS. ANY REPRODUCTION IN PART OR WHOLE WITHOUT THE WRITTEN PERMISSION OF ANDERSON POWER PRODUCTS IS PROHIBITED.

Copyright 2011

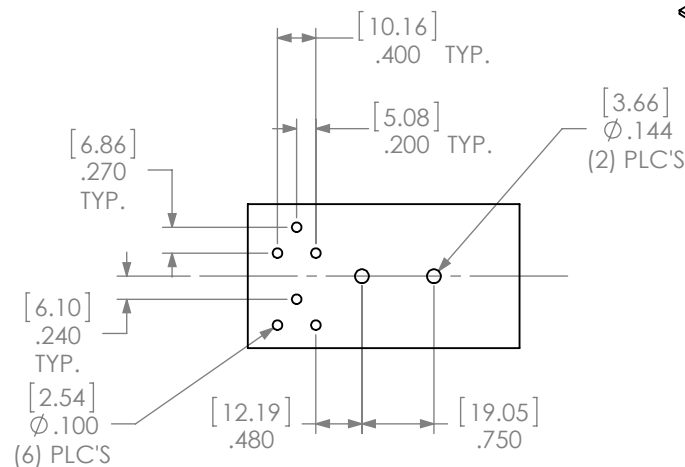
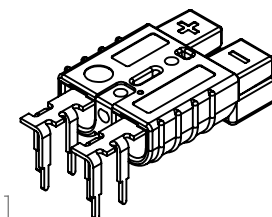
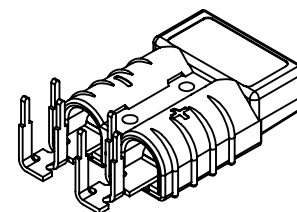
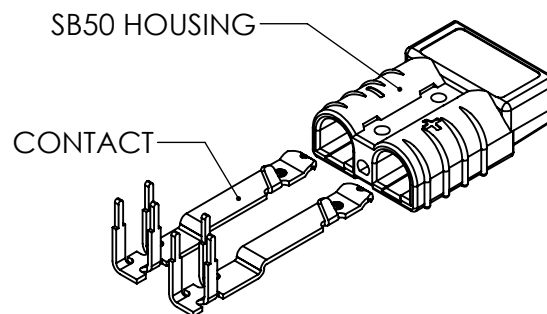
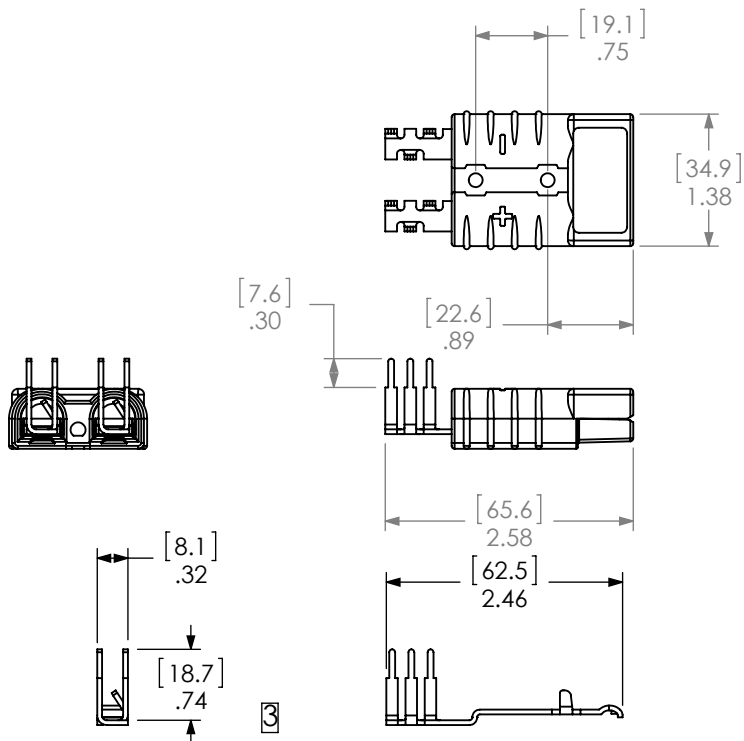
ANDERSON POWER PRODUCTS RESERVES THE RIGHT TO ALTER PRODUCT TYPES, THEIR TECHNICAL DATA, DIMENSION, STYLE AND ACCESSORIES WITHOUT PRIOR NOTIFICATION.

D

C

B

A



SUGGESTED PC BOARD HOLE LAYOUT
(SUGGESTED TOLERANCE ± 0.003 [.08])

NOTES:

1. ASSEMBLE PROPER CONTACT INTO REQUIRED HOUSING AS SHOWN, BY INSERTING NOSE OF CONTACT INTO OPENING IN HOUSING. AN AUDIBLE 'CLICK' WILL BE HEARD WHEN THE CONTACT ENGAGES THE SPRING OF THE HOUSING. THE COMPLETED ASSEMBLY SHOULD RESULT IN THE DIMENSIONS AS SHOWN IN THE SIDE VIEW.
2. INSURE THAT THE LEGS OF THE CONTACT ARE NOT BENT PRIOR TO ENGAGEMENT OR DURING INSERTION INTO HOUSING. IF THIS OCCURS, REMOVE THE CONTACT FROM THE HOUSING, DISCARD, AND INSERT A NEW CONTACT INTO THE HOUSING USING NOTE 1 AS AN INSTALLATION GUIDE.
3. WHEN ASSEMBLED, THE BACK SURFACE OF THE CONTACT SHOULD BE JUST TOUCHING THE EDGE OF THE HOUSING OPENING.

3	ECRN-15267	TWE	11/8/2012
2	ECRN 15019	NTS	11/17/11
1	ECRN 13418	CMS	8/16/2001
REV.	DESCRIPTION	APPRV	DATE

REVISIONS

DIMENSIONS ARE IN:		INCH [MM]		APPROVALS		ANDERSON POWER PRODUCTS		
UNLESS OTHERWISE STATED		TOLERANCES:		DRAWN	CGC	8/10/1998	TITLE SB50-SERIES HOUSING & STANDARD POWERCLAW™ CONTACT ASSEMBLY	
DECIMALS (INCH)		DECIMALS (MM)		CHECKED	DJD	10/6/1999		
.XX ± .02		.X ± .5		MFG APPRV	CHB	10/7/1999		
SURFACE FINISH:		128µin [3.2µ]		QC APPRV	RPO	10/7/1999		
MACHINED		64µin [1.6µ]		ENG APPRV	UFN	10/6/1999	SIZE	DWG NO.
MATERIA:							A	114197S1
FINISH:							SCALE	CADFILE
							NONE	01121
							SHEET	
							1 OF 1	



-CAD GENERATED DRAWING-
DO NOT MANUALLY UPDATE
DO NOT SCALE

8

7

6

5

4

3

2

1