

# SS3040FL-F

## SURFACE MOUNT SCHOTTKY BARRIER RECTIFIER

**VOLTAGE** 40 Volt **CURRENT** 2.4 Ampere

**SOD-123FL**

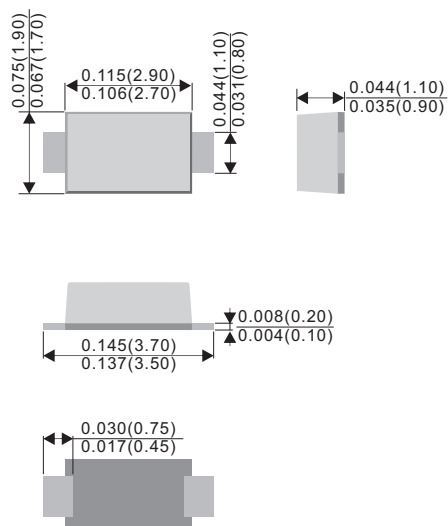
Unit : inch(mm)

### FEATURES

- Fast switching speed
- Surface mount package ideally suited for automatic insertion
- Low power loss, high efficiency
- Lead free in compliance with EU RoHS 2.0
- Green molding compound as per IEC 61249 standard

### MECHANICAL DATA

- Case : SOD-123FL, Plastic
- Terminals : Solderable per MIL-STD-750, Method 2026
- Weight: 0.0006 ounces, 0.0173 grams
- Marking: GU



### ABSOLUTE MAXIMUM RATINGS (T<sub>A</sub>=25°C unless otherwise noted)

PARAMETER	SYMBOL	SS3040FL-F	UNITS
Reverse Voltage	V <sub>R</sub>	40	V
Peak Reversr Voltage	V <sub>RRM</sub>	40	V
Average Rectified Current at T <sub>A</sub> =75°C	I <sub>F(AV)</sub>	2.4	A
Non-repetitive Peak Forward Surge Current at t=8.3ms	I <sub>FSM</sub>	80	A

### ELECTRICAL AND THERMAL CHARACTERISTICS (T<sub>A</sub>=25°C unless otherwise noted)

PARAMETER	SYMBOL	SS3040FL-F	UNITS
Minimum Reverse Breakdown Voltage at I <sub>R</sub> =500μA	V <sub>R</sub>	40	V
Maximum Forward Voltage at I <sub>F</sub> =3.0A	V <sub>F</sub>	0.55	V
Reverse Leakage Current at V <sub>RRM</sub>	I <sub>R</sub>	500	μA
Typical Thermal Resistance,Junction to Ambient	R <sub>θJA</sub>	150	°C/W
Operating Junction Temperature and Storage Temperature Range	T <sub>J</sub> , T <sub>STG</sub>	-50 to +125	°C

### NOTES:

- 1.Mounted with minimum recommended pad size,PC Board FR4.
- 2.T<sub>A</sub>=25°C unless otherwise specified.

# SS3040FL-F

## RATING AND CHARACTERISTIC CURVES

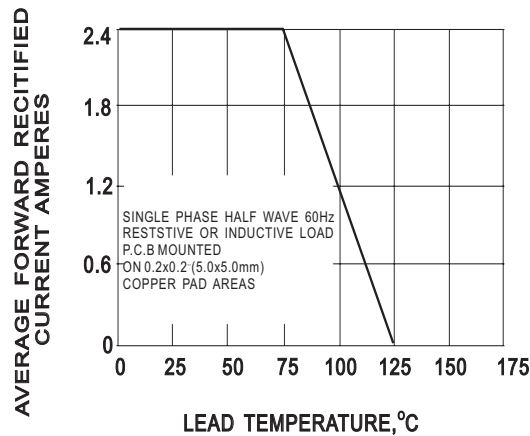


FIG. 1-FORWARD CURRENT DERATING CURVE

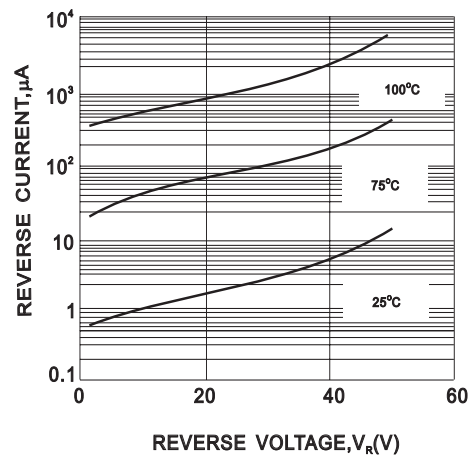


FIG. 2-TYPICAL REVERSE CHARACTERISTIC

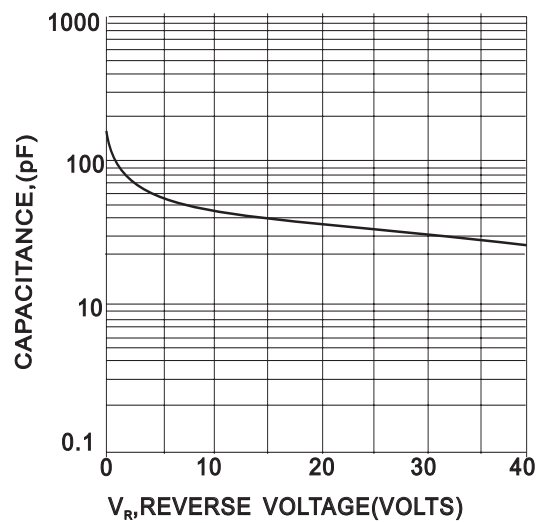


FIG. 3-TYPICAL JUNCTION CHARACTERISTIC

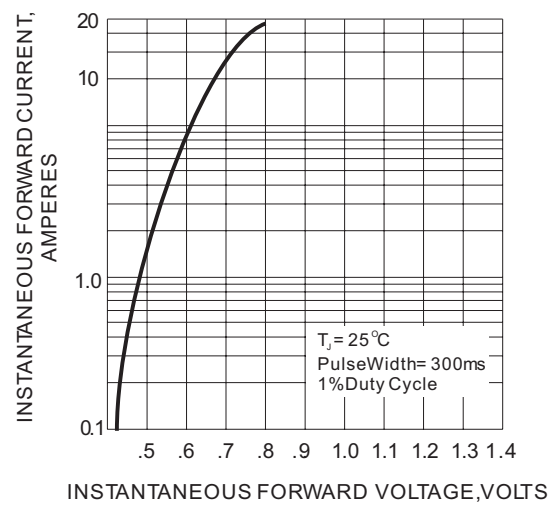


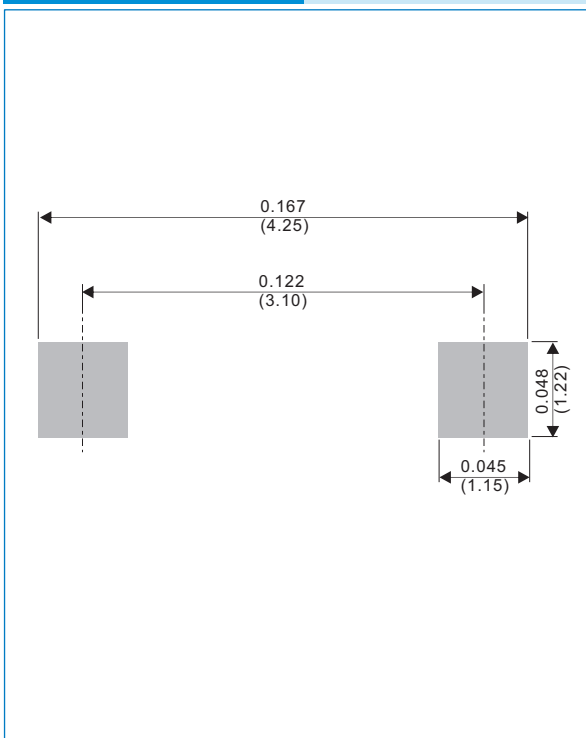
FIG. 4-TYPICAL INSTANTANEOUS FORWARD CHARACTERISTICS

# SS3040FL-F

## MOUNTING PAD LAYOUT

SOD-123FL

Unit : inch(mm)



## ORDER INFORMATION

- Packing information

T/R - 10K per 13" plastic Reel

T/R - 3K per 7" plastic Reel

# SS3040FL-F

## Part No\_packing code\_Version

SS3040FL-F\_R1\_00001

SS3040FL-F\_R2\_00001

For example :

RB500V-40\_R2\_00001

Part No.

Serial number

Version code means HF

Packing size code means 13"

Packing type means T/R

Packing Code XX				Version Code XXXXX		
Packing type	1 <sup>st</sup> Code	Packing size code	2 <sup>nd</sup> Code	HF or RoHS	1 <sup>st</sup> Code	2 <sup>nd</sup> ~5 <sup>th</sup> Code
Tape and Ammunition Box (T/B)	A	N/A	0	HF	0	serial number
Tape and Reel (T/R)	R	7"	1	RoHS	1	serial number
Bulk Packing (B/P)	B	13"	2			
Tube Packing (T/P)	T	26mm	X			
Tape and Reel (Right Oriented) (TRR)	S	52mm	Y			
Tape and Reel (Left Oriented) (TRL)	L	PANASERT T/B CATHODE UP (PBCU)	U			
FORMING	F	PANASERT T/B CATHODE DOWN (PBCD)	D			



## SS3040FL-F

### Disclaimer

- Reproducing and modifying information of the document is prohibited without permission from Panjit International Inc..
- Panjit International Inc. reserves the rights to make changes of the content herein the document anytime without notification. Please refer to our website for the latest document.
- Panjit International Inc. disclaims any and all liability arising out of the application or use of any product including damages incidentally and consequentially occurred.
- Panjit International Inc. does not assume any and all implied warranties, including warranties of fitness for particular purpose, non-infringement and merchantability.
- Applications shown on the herein document are examples of standard use and operation. Customers are responsible in comprehending the suitable use in particular applications. Panjit International Inc. makes no representation or warranty that such applications will be suitable for the specified use without further testing or modification.
- The products shown herein are not designed and authorized for equipments requiring high level of reliability or relating to human life and for any applications concerning life-saving or life-sustaining, such as medical instruments, transportation equipment, aerospace machinery et cetera. Customers using or selling these products for use in such applications do so at their own risk and agree to fully indemnify Panjit International Inc. for any damages resulting from such improper use or sale.
- Since Panjit uses lot number as the tracking base, please provide the lot number for tracking when complaining.