

## SUMMARY

### # Wires

Low voltage 2



*Image is for illustrative purpose only*

Series	1B
Termination type	Male crimp
IP rating	50
AWG wire size	20.00 - 18.00
Cable Ø	4.30 - 5.20 mm
Status	active
Matching parts	<a href="#">EGA.1B.302.CYM</a> <a href="#">PFA.1B.302.CYMD52Z</a>

### Download

[Request a quote](#)

[Catalog](#)

[See video assembly instructions](#)

## TECHNICAL DETAILS

### Mechanics

Shell Style/Model	FG*: Straight plug, cable collet and nut for fitting a bend relief
Keying	2 keys (alpha=30, plug: male contacts, receptacle: female contacts)
Housing Material	Brass (chrome plated [SAE AMS 2460]) shell and collet nut, nickel plated [SAE AMS QQ N 290] brass latch sleeve and mid pieces
Variant	Z : Nut for fitting a bend relief

### Performance

Configuration	1B.302 : 2 Low Voltage
Insulator	Y: PEEK for crimp contacts
Rated Current	15 Amps

### Specifications

Contact Type: Crimp
Contact Retention: 40 N
Contact Dia.: 1.3 mm (0.051in)
Bucket Dia.: 1.4 mm (0.055in)
Min. Conductor: 0.5 mm <sup>2</sup> (AWG 20)
Max. Conductor: 1 mm <sup>2</sup> (AWG 18)
R (max): 3.6 mOhm
Vtest (contact-shell): 1450 V (AC), 2100 V (DC)

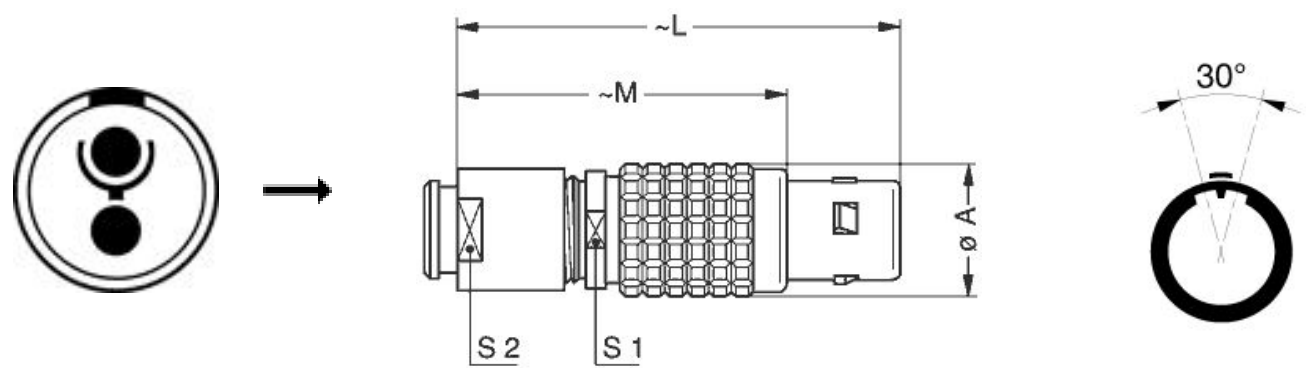
LEMO products and services are provided "as is". LEMO makes no warranties or representations with regard to LEMO product & services or use of them, express, implied or statutory, including for accuracy, completeness, or security. The user is fully responsible for his products and applications using LEMO components.

Vtest (contact-contact): 1700 V (AC), 2400 V (DC)

Others

- Endurance (Shell): 5000
- Temp (min / max): -55°C / +250°C
- Humidity (max): <=95% [at 60 deg C / 140 F]
- Vibration: 15 g [10 Hz - 2000 Hz]
- Shock Resistance: 100 g [ 6 ms]
- Climatical Category: 50/175/21
- Shielding (min): 75 dB (10 MHz)
- Shielding (min): 40 dB (1 GHz)
- Salt Spray Corrosion: >1000 hr

DRAWINGS



Dimensions

	A	L	M	S1	S2
mm.	12	42	31	10	9
in.	0,47	1,65	1,22	0,39	0,35

RECOMMENDED BY LEMO

Tools

LEMO products and services are provided “as is”. LEMO makes no warranties or representations with regard to LEMO product & services or use of them, express, implied or statutory, including for accuracy, completeness, or security. The user is fully responsible for his products and applications using LEMO components.

Crimp Tool: [DPC.91.701.V](#)

Crimp settings: AWG/Selector = 18-20/8-7








Positionner: [DCE.91.131.BVC](#)

Extractor: [DCF.91.131.2LT](#)

Replacement contact: FGG.1B.565.ZZC

Spanner wrench: [DCD.1B.015.PA090](#)

### Cables

CMN.02.T20.047PGZE		Grey	
CMN.02.T20.047PNZE			
CMN.02.T20.048QGZE	TPR (medical)	Grey	
120240	PVC	Black	
120250	PVC	Grey	
120501	PVC	Grey	
2221	PVC	Black	
4082	PVC	Grey	

*LEMO products and services are provided “as is”. LEMO makes no warranties or representations with regard to LEMO product & services or use of them, express, implied or statutory, including for accuracy, completeness, or security. The user is fully responsible for his products and applications using LEMO components.*