

## SUMMARY

### # Wires

Low voltage 5



*Image is for illustrative purpose only*

Series 1F  
Termination type Male crimp  
IP rating 67  
AWG wire size 24.00 - 20.00  
Cable Ø 3.80 - 10.70 mm  
Status active  
Matching parts [EGN.1F.305.XLM](#)

### Download

[Request a quote](#)  
[Eplan](#)  
[Catalog](#)  
[See video assembly instructions](#)

## TECHNICAL DETAILS

### Mechanics

Shell Style/Model FN\*: Straight plug with lanyard release  
Keying 3 keys (beta=165, gamma=30, plug: male contacts, receptacle: female contacts)  
Housing Material Aluminium (nickel plated [SAE AMS QQ N 290], anthracite color) shell and nut, other pieces bronze/brass  
Weight 9.75 g

### Performance

Configuration 1F.305 : 5 Low Voltage  
Insulator L: PEEK (UL 94 / V-0/1.5)  
Rated Current 9 Amps

### Specifications

Contact Type: Crimp  
Contact Retention: 30 N  
Contact Dia.: 0.9 mm (0.035in)  
Bucket Dia.: 1.1 mm (0.043in)  
Min. Conductor: 0.25 mm<sup>2</sup> (AWG 24)  
Max. Conductor: 0.5 mm<sup>2</sup> (AWG 20)  
R (max): 4.8 mOhm  
Vtest (contact-shell): 1550 V (AC), 2200 V (DC)

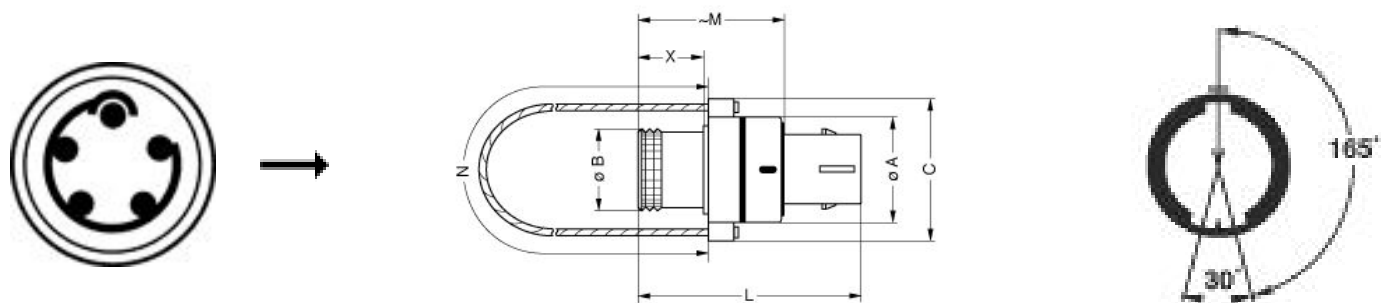
*LEMO products and services are provided "as is". LEMO makes no warranties or representations with regard to LEMO product & services or use of them, express, implied or statutory, including for accuracy, completeness, or security. The user is fully responsible for his products and applications using LEMO components.*

Vtest (contact-contact): 1300 V (AC), 1840 V (DC)

Others

- Endurance (Shell): 1000 mating cycles
- Temp (min / max): -15°C / +200°C
- Humidity (max): <=95% [at 60 deg C / 140 F]
- Vibration: 15 g [10 Hz - 2000 Hz]
- Shock Resistance: 100 g [ 6 ms]
- Climatical Category: 15/200/21 (Aluminium shell)
- Salt Spray Corrosion: max. 48 hr

DRAWINGS



Dimensions

	A	B	C	L	M	N	X
mm.	14	10.7	20	27.8	17.9	140	8
in.	0,55	0,42	0,79	1,09	0,70	5,51	0,31

RECOMMENDED BY LEMO

Tools

- Crimp Tool: [DPC.91.701.V](#)
- Crimp settings: AWG/Selector = 20-22-24/6-5-5








LEMO products and services are provided “as is”. LEMO makes no warranties or representations with regard to LEMO product & services or use of them, express, implied or statutory, including for accuracy, completeness, or security. The user is fully responsible for his products and applications using LEMO components.

Positionner: [DCE.91.090.BVC](#)

Extractor: [DCF.93.090.4LT](#)

Replacement contact: FGG.0B.560.ZZC

### Cables

CMN.05.T20.057PGZE		Grey	
CMN.05.T20.057PNZE			
CMN.05.T20.057QGZE	TPR (medical)	Grey	
CMN.05.T22.051QGZE	TPR (medical)	Grey	
150250	PVC	Grey	
250500	PVC	Grey	
50090	PVC	Black	
50140	PVC	Grey	

*LEMO products and services are provided “as is”. LEMO makes no warranties or representations with regard to LEMO product & services or use of them, express, implied or statutory, including for accuracy, completeness, or security. The user is fully responsible for his products and applications using LEMO components.*