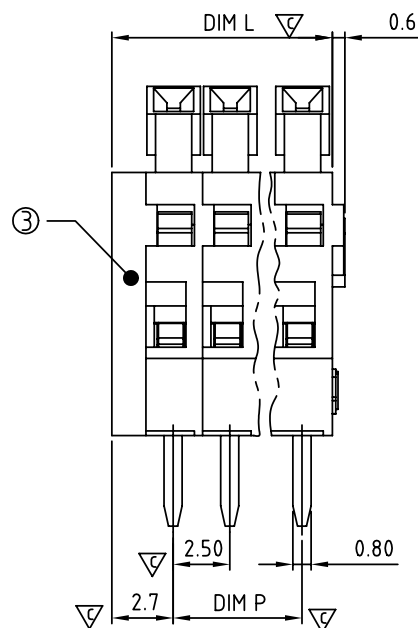
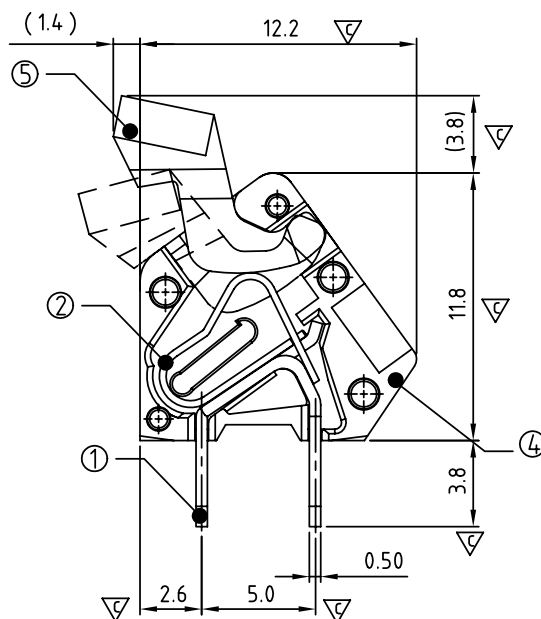


P.C.B LAYOUT



N=Number of poles



Dimension

DIM L	N×2.5+1.5
DIM P	(N-1)×2.5

N=Number of poles



POLES	DIM L	DIM P
2p-8p	±0.15	±0.15
9p-12p	±0.25	±0.20

SIGN	DATE	DESCRIPTION	APPROVER
△	01/27'07	The soldering temperature from 245° to 250°	Aaron
△	12/13'10	The operating temperature from -30°C to +105°C to -40°C to +115°C	Runner
△	12/13'10	The color is changed	Runner
△	05/05'12	Lever material is changed	Runner
THIS IS CAD DRAWING, DO NOT REVISE MANUALLY!!!			

Material

- Item ① Solder Pin(Contact pin) : Brass ,Tin plated
- Item ② Spring clamp : Stainless steel
- Item ③ Terminal cover: Thermoplastic (UL94V-0)
- Item ④ Terminal housing: Thermoplastic (UL94V-0)
- Item ⑤ Lever: Thermoplastic (UL94 HB)

Electrical cULus

- Voltage rating:150V
- Current rating:4A
- Wire range:
- Solid wire(AWG):22-28
- Stranded wire(AWG):22-28
- Wire strip length:6-7mm
- Withstanding Voltage:1.3KV
- △ ● Operating temperature:-40°C to +115°C
- △ ● Soldering temperature:250°C±10°C/5 Sec
- Safety approval : 
- Critical dimension: 

HE xx 40 x 0 xxxx G			RoHS compliant (lead<4%) In copper Alloy
Poles			
02 2 POLES	0 Black(RAL9005)		0000 Standard @ Logo
03 3 POLES	3 Orange(RAL2011/P)△		000A Standard ANY Logo
	5 Green(RAL6018/T)		Any special item by
	6 Blue(RAL5015/A)		customer request,
12 12 POLES	8 Grey (RAL7004/P)		please contact sales
			department.

ANYTEK

CUSTOMER COPY

ALL RIGHTS RESERVED. REPRODUCTION OR ISSUE TO THIRD PARTIES IN ANY FORM WHATEVER IS NOT PERMITTED WITHOUT WRITTEN AUTHORITY FROM THE PROPRIETOR. PROPERTY OF ANYTEK TECHNOLOGY CO., LTD

TITLE	HE 2.5 series with levers			
PART NO.	HExx40x0xxxxG			DWG NO. 8HE0001
APPROVED	CHECKED	DESIGNED	DRAWN	CUST NO.
		Runner 2012.05.05	Aaron 2007.01.27	
SHEET: 01/01				UNIT: mm SCALE: NONE REV.: F
				Tolerance X. ±0.50 X.X ±0.30 X.XX ±0.10 X° ±1°