

SUMMARY

Wires

Low voltage 4



Image is for illustrative purpose only

| | |
|------------------|-----------------------------------|
| Series | 1P |
| Termination type | Female solder |
| IP rating | 50 |
| AWG wire size | 0.00 - 22.00 |
| Cable Ø | 2.70 - 3.90 mm |
| Status | active |
| Matching parts | PAG.M0.4GL.AC39GZ |

Download

[Request a quote](#)

[Catalog](#)

TECHNICAL DETAILS

Mechanics

| | |
|-------------------|--|
| Shell Style/Model | PR*: Free receptacle with cable collet and nut for fitting a bend relief |
| Keying | 1 key (alpha=0; Plug: male contact; Receptacle: female contact) |
| Housing Material | PSU (Polysulfone), gray |
| Variant | G : Gray collet nut for bend relief |
| Weight | 4.63 g |

Performance

| | |
|---------------|---------------------------|
| Configuration | 1P.M04 : 4 Low Voltage |
| Insulator | L: PEEK (UL 94 / V-0/1.5) |
| Rated Current | 8 Amps |

Specifications

| |
|--|
| Contact Type: Solder |
| Contact Dia.: 0.9 mm (0.0354in) |
| Bucket Dia.: 0.8 mm (0.031in) |
| Max. Solid Conductor: 0.34 mm ² (AWG 22) |
| Max. Stranded Conductor: 0.34 mm ² (AWG 22) |
| R (max): 4.5 mOhm |
| Test voltage (kV rms) Contact-contact: 1.2 |

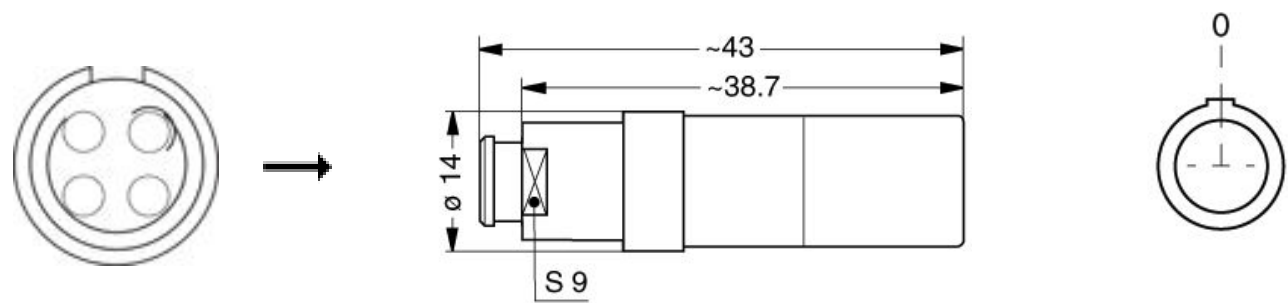
LEMO products and services are provided "as is". LEMO makes no warranties or representations with regard to LEMO product & services or use of them, express, implied or statutory, including for accuracy, completeness, or security. The user is fully responsible for his products and applications using LEMO components.

Air clearance min.: 1.2 mm
Creepage distance min.: 1.2 mm

Others

Endurance (Shell): >2000 mating cycles
Temp (min / max): -50°C / +150°C
F ret (min): 50 N
F ret (max): 150 N
Steam sterilization: > 100 times (with potting on rear connection)

DRAWINGS



Dimensions








| | A | L |
|-----|------|------|
| mm. | 14 | 43 |
| in. | 0,55 | 1,69 |

RECOMMENDED BY LEMO

Tools

LEMO products and services are provided “as is”. LEMO makes no warranties or representations with regard to LEMO product & services or use of them, express, implied or statutory, including for accuracy, completeness, or security. The user is fully responsible for his products and applications using LEMO components.

Cables

| | | | |
|--------------------|------|-------|---|
| CMN.04.T28.031PGCE | PVC | GREY |  |
| CMN.04.T28.031PGZE | | Grey |  |
| CMN.04.T28.031PNCE | PVC | Black |  |
| CMN.04.T28.031PNZE | | |  |
| CMN.04.T28.031QGC | TPR | Grey | |
| 40080 | PVC | Black | |
| 40086 | PVC | Blue | |
| 40240 | PTFE | White |  |
| 4041 | PVC | Grey |  |
| 4050 | PVC | Black |  |
| 4260 | PTFE | White |  |

LEMO products and services are provided "as is". LEMO makes no warranties or representations with regard to LEMO product & services or use of them, express, implied or statutory, including for accuracy, completeness, or security. The user is fully responsible for his products and applications using LEMO components.