

The all plastic and metal construction of the 7000 Series Buccaneer - **circular connectors** that combine the ease of use of a **quick** coupling mechanism with **proven** environmental sealing for signal and mains **power**.

Designed and independently tested to IP66, IP68 & IP69K standards, they are ideal for applications where ingress of dust and water must be avoided and where ease of connection, space and appearance are important considerations.

- ⊞ **Less than 1/4 Turn locking mechanism**
Secure, quick connector mating and release
- ⊞ **Positive feedback on locking mechanism**
Confidence that connector is correctly mated and sealed
- ⊞ **IP66, IP68 and IP69K when mated**
Suitable for a wide range of dust and water borne environments
- ⊞ **All plastic body version; UL94-V0 rated, UV stable, halogen free**
Light-weight, self-extinguishing material suitable for long-term outdoor use
- ⊞ **Flex, Inline & panel mount body styles, with sealing caps**
Complete family of products maintain sealing integrity in all styles
- ⊞ **Polarisation and visual alignment features**
Aids the correct mating of connectors
- ⊞ **2 to 32 Contacts – up to 25A, 600V rated**
Suitable for mains power to signal applications
- ⊞ **'Scoop proof' contacts**
Prevents damage through mis-mating – ideal for 'blind mating' applications
- ⊞ **cULus,**
approvals
- ⊞ **Screw, Crimp and Solder terminations available**
- ⊞ **EN60068-2-52 Test Kb Salt Mist (Cyclic)**
Marine Severity Level 1

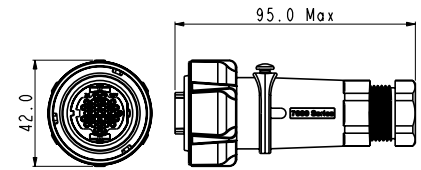


Flex Cable Connector



PXP7010

- ⬡ Mates with Inline or Panel Mounting versions PXP7011 & PXP7012
- ⬡ Quick turn locking ring
- ⬡ Plug or socket versions
- ⬡ Leading earth on 3 Contact connectors
- ⬡ 2, 3, 6, 10 & 32 Contact
- ⬡ Screw solder and crimp termination



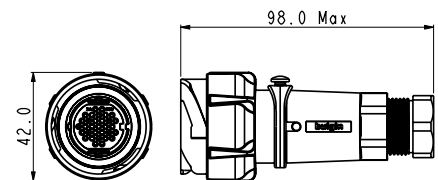
Contacts	Termination	Plug Contacts	Socket Contacts	Contacts
2	Screw	PXP7010/02P/ST	PXP7010/02S/ST	Supplied Fitted
3	Screw	PXP7010/03P/ST	PXP7010/03S/ST	Supplied Fitted
6	Screw	PXP7010/06P/ST	PXP7010/06S/ST	Supplied Fitted
10	Crimp / Solder	PXP7010/10P/CR	PXP7010/10S/CR	Contact Required
32	Crimp / Solder	PXP7010/32P/CR	PXP7010/32S/CR	Contact Required

Inline Cable Connector



PXP7011

- ⬡ Mates with Flex Cable connector PXP7010
- ⬡ For Inline cable connection
- ⬡ Plug or socket versions
- ⬡ Leading earth on 3 Contact connectors
- ⬡ 2, 3, 6, 10 and 32 Contact
- ⬡ Screw solder and crimp termination



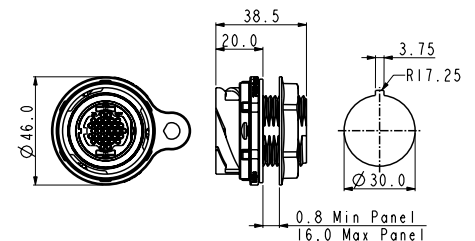
Contacts	Termination	Plug Contacts	Socket Contacts	Contacts
2	Screw	PXP7011/02P/ST	PXP7011/02S/ST	Supplied Fitted
3	Screw	PXP7011/03P/ST	PXP7011/03S/ST	Supplied Fitted
6	Screw	PXP7011/06P/ST	PXP7011/06S/ST	Supplied Fitted
10	Crimp / Solder	PXP7011/10P/CR	PXP7011/10S/CR	Contact Required
32	Crimp / Solder	PXP7011/32P/CR	PXP7011/32S/CR	Contact Required

Front Panel Mounting Connector



PXP7012

- ⬡ Mates with Flex Cable connectors PXP7010
- ⬡ Single hole fixing
- ⬡ Plug or socket versions
- ⬡ Leading earth on 3 Contact connectors
- ⬡ 2, 3, 6, 10 and 32 Contact
- ⬡ Screw solder and crimp termination



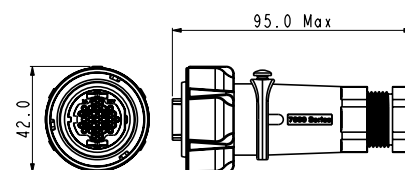
Contacts	Termination	Plug Contacts	Socket Contacts	Contacts
2	Screw	PXP7012/02P/ST	PXP7012/02S/ST	Supplied Fitted
3	Screw	PXP7012/03P/ST	PXP7012/03S/ST	Supplied Fitted
6	Screw	PXP7012/06P/ST	PXP7012/06S/ST	Supplied Fitted
10	Crimp / Solder	PXP7012/10P/CR	PXP7012/10S/CR	Contact Required
32	Crimp / Solder	PXP7012/32P/CR	PXP7012/32S/CR	Contact Required

Flex Cable Connector



PXM7010

- Mates with Inline or Panel Mounting versions PXM7011 & PXM7012
- Quick turn locking ring
- Plug or socket versions
- Leading earth on 3 Contact connectors
- 2, 3, 6, 10 & 32 Contact
- Screw solder and crimp termination
- Cable braid termination accessory option, add /SNSuffix



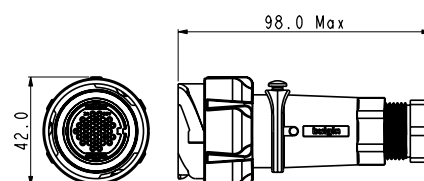
Contacts	Termination	Plug Contacts	Socket Contacts	Contacts
2	Screw	PXM7010/02P/ST	PXM7010/02S/ST	Supplied Fitted
3	Screw	PXM7010/03P/ST	PXM7010/03S/ST	Supplied Fitted
6	Screw	PXM7010/06P/ST	PXM7010/06S/ST	Supplied Fitted
10	Crimp / Solder	PXM7010/10P/CR	PXM7010/10S/CR	Contact Required
32	Crimp / Solder	PXM7010/32P/CR	PXM7010/32S/CR	Contact Required

Inline Cable Connector



PXM7011

- Mates with Flex Cable connector PXM7010
- For Inline cable connection
- Plug or socket versions
- Leading earth on 3 Contact connectors
- 2, 3, 6, 10 and 32 Contact
- Screw solder and crimp termination
- Cable braid termination accessory option, add /SNSuffix



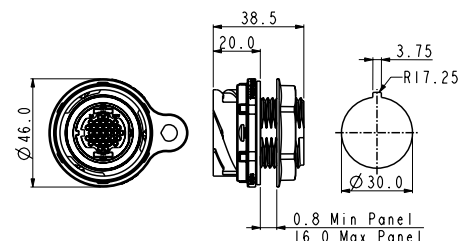
Contacts	Termination	Plug Contacts	Socket Contacts	Contacts
2	Screw	PXM7011/02P/ST	PXM7011/02S/ST	Supplied Fitted
3	Screw	PXM7011/03P/ST	PXM7011/03S/ST	Supplied Fitted
6	Screw	PXM7011/06P/ST	PXM7011/06S/ST	Supplied Fitted
10	Crimp / Solder	PXM7011/10P/CR	PXM7011/10S/CR	Contact Required
32	Crimp / Solder	PXM7011/32P/CR	PXM7011/32S/CR	Contact Required

Front Panel Mounting Connector








PXM7012

- Mates with Flex Cable connectors PXM7010
- Single hole fixing
- Plug or socket versions
- Leading earth on 3 Contact connectors
- 2, 3, 6, 10 and 32 Contact
- Screw solder and crimp termination



Contacts	Termination	Plug Contacts	Socket Contacts	Contacts
2	Screw	PXM7012/02P/ST	PXM7012/02S/ST	Supplied Fitted
3	Screw	PXM7012/03P/ST	PXM7012/03S/ST	Supplied Fitted
6	Screw	PXM7012/06P/ST	PXM7012/06S/ST	Supplied Fitted
10	Crimp / Solder	PXM7012/10P/CR	PXM7012/10S/CR	Contact Required
32	Crimp / Solder	PXM7012/32P/CR	PXM7012/32S/CR	Contact Required

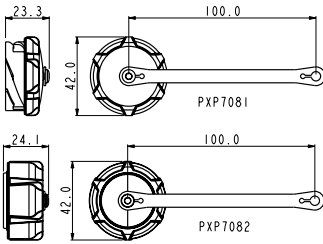
<div>Crimp / Solder Contacts</div> <div></div> <div>10 & 32 Contacts</div>	<div><div><div></div><div>Gold Plated</div></div><div><div></div><div>Current ratings:</div></div><div>10 Contact: 10A</div><div>32 Contact: 2A</div></div>	<div><div>Contacts (for 10 Contact) (Supplied in packs of 10)</div><div>Plugs</div><div>Sockets</div></div> <div><div>Crimp</div><div>SA3544/P</div><div>SA3544/S</div></div> <div><div>Solder</div><div>SA3623/P</div><div>SA3623/S</div></div> <div><div>Contacts (for 32 Contact) (Supplied in packs of 10)</div><div>Plugs</div><div>Sockets</div></div> <div><div>Crimp</div><div>SA3542/P</div><div>SA3542/S</div></div> <div><div>Solder</div><div>SA3622/P</div><div>SA3622/S</div></div>
<div>Crimp Tooling</div> <div></div> <div>PNo 14025</div>	<div><div><div></div><div>Crimp Tools for 10 and 32 Contact crimp contacts</div></div></div>	<div><div>Crimp Tooling</div><div>Crimp Tool (10 & 32 Contact) Positioner (10 Contacts) Positioner (32 Contacts)</div><div>PNo. 14025 PNo. 15021/SP PNo. 15019/SP</div></div>
<div>Extraction Tools</div> <div></div> <div>PNo 14944/SP PNo 14945/SP</div>	<div><div><div></div><div>Extraction tool for 10 and 32 Contact contacts</div></div></div>	<div><div>Extraction Tools</div><div>Extraction tool (10 Contacts) Extraction tool (32 Contacts)</div><div>PNo. 14945/SP PNo. 14944/SP</div></div>
<div>Contact Carrier Removal Tool</div> <div></div> <div>PNo 15065/SP</div>	<div><div><div></div><div>For removal of all contact carriers</div></div></div>	<div><div>Contact Carrier Removal Tool</div><div>Contact carrier removal tool (all Contacts)</div><div>PNo. 15065/SP</div></div>
<div>Cable Braid Termination Option</div> <div></div> <div>PXM7090</div>	<div><div><div></div><div>For cable braid termination</div></div><div><div></div><div>Supplied with ty-rap</div></div></div>	

Sealing Caps



PXP7082 PXP7081

- Maintains IP rating of unmated connectors
- PXP7081: Fits PXP7010 (Flex Connector)
- PXP7082: Fits PXP7011 (Inline Connector) and PXP7012: (Panel Connector)

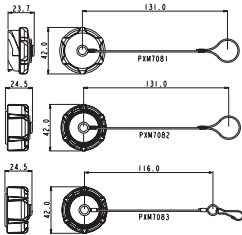


Sealing Caps



PXM7082 PXM7081 PXM7083

- Maintains IP rating of unmated connectors
- PXM7081: Fits PXM7010 (Flex Connector)
- PXM7082: Fits PXM7011 (Inline Connector) and PXP7012: (Panel Connector)
- PXM7083: Fits PXM7012 (Panel Mounting Connector)



Cable Gland Packs



PXP7088/ *

- Packs of cable glands, cages and gland nuts to suit cables ranges from 5.0 to 15.0mm diameter
- PXP7088/0507: for cable ranges between 5.0 and 7.0mm
- PXP7088/0713: for cable ranges between 7.0 and 13.0mm
- PXP7088/1315: for cable ranges between 13.0 and 15.0mm

PXX / 701X / XX X / XX / XXXX / XX						
Series Designation	Series / Body Style	No. of Contacts	Contacts Type	Terminations	Cable Entry Size	Cable Brand Termination Accessory
PXM= Metal Series PXP= Plastic Series	7010 = Flex 7011 = Inline 7012 = Front Panel	02 03 06 10 32	P = Plug S = Socket	ST = Screw Terminal (2, 3, & 6 Contacts only) CR = Contacts Required (10 & 32 Contacts only)	(for Flex and Inline connectors only) 0507 = 5-7mm (grey) 0709 = 7-9mm (white) 0911 = 9-11mm (black) 1113 = 11 to 13 mm (yellow) 1315 = 13 to 15 mm (light grey)	(for Flex and Inline connectors only) SN - If requires Blank - If not required

Examples

PXM7010/10/P/CR/0911/SN= Flex cable connector, 10 Contacts, Plug contacts with 9 to 11mm cable glands and braid termination accessory

PXM7012/03/S/ST= Front panel mounting connector, 3 Contacts, socket with screw termination

Electrical:

No Contacts:	2	3	6	10	32
Current Rating:					
UL	25A	25A	10A	10A	3A
cUL (pending)	25A	25A	8A	6A	2A
Voltage Rating (AC/DC):					
UL, cUL (pending)	600V	600V	600V	600V	600V
Contact Resistance:	<10mΩ				
Insulation Resistance:	>10 ⁹ MΩ @500V DC				
AC Breakdown voltage:					
2 Contacts	>10kV				
3 Contacts	>8kV				
6 to 32 Contacts	>5kV				
Operating Temp. Range:	-40°C to +120°C				

Approvals:

	UL	UL1977
	cULus	E214972)

Mechanical:

Locking mechanism	Quarter turn, rapid locking
Sealing:	IP66 to EN60529:1992+A2:2013 IP68 to EN60529:1992+A2:2013 (10m depth for 2 weeks) IP69k to DIN 40050-9
Salt Mist (plastic):	EN60068-2-52 Test Kb Salt Mist (Cyclic) Marine Severity Level 1
Salt Mist (metal):	EN60068-2-11 Test Ka Salt Mist
Contact Accommodation:	
2 & 3 Contacts screw terminals	6.0mm ² max
6 Contacts screw	1.00mm ² max
10 Contacts crimp / solder	18 to 20AWG
32 Contacts crimp / solder	22 to 26AWG
Cable Acceptance:	5-15mm dia.
Cable retention force (to BS EN61984):	
5 - 9mm dia cable	80N
9 - 15mm dia cable	100N
Terminations	
2 Contacts:	Screw Terminals
3 Contacts:	Screw Terminals
6 Contacts:	Screw Terminals
10 Contacts:	Crimp / Solder Contacts
32 Contacts:	Crimp / Solder Contacts
Tightening Torques:	
Gland Nut:	1.13Nm (10lb.in)
Panel Nut:	1.7Nm (15lb.in.)
Panel Nut Thread	M30 x 2-6g
Dimensions:	
Diameter: (over coupling ring)	42mm
Diameter: (panel hole cut-out)	30mm

Materials:

Plastic

Metal

Body:	PC/ PBT	Cast zinc alloy, nickel plated
Colour:	Grey	Matt silver
Contacts:	Brass, Nickel Plate (Screw and Crimp) Brass, (3A – Gold plated)	Brass, Nickel Plate (Screw and Crimp) Brass, (3A – Gold plated)
O Rings & Gaskets:	Silicone	Silicone
Flammability Rating:	UL94 V-0	-
Halogen free	Yes	-
UV Resistance:	ISO 4892 part 3 cycle 1 (QUV)	-
RoHS	Compliant	Compliant

The thermal properties of the materials used in the construction of a connector limit the current carrying capacity. There are a number of factors that determine the amount of current that can be handled: contact spacing, size of cable, ambient temperature and the heat that is generated by the current passing through the connector.

The maximum current varies with different contact layouts, and because of these factors it is necessary to produce de-rating curves for each contact variant. This de-rating curve is specified in the standard IEC 60512 part 3. De-rating curves are plotted for each contact carrier combination with the current being carried simultaneously by all contacts. These graphs show the heat rise generated as the current is increased.

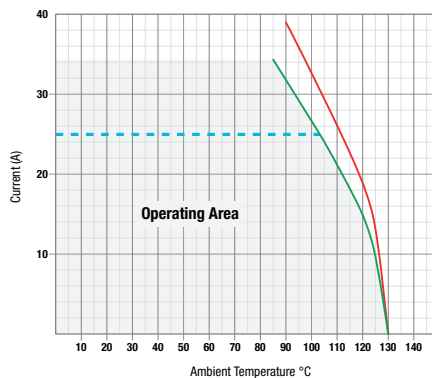
The red line indicates the direct correlation between current applied and the measured temperature rise within the connector. The dotted blue line shows rated current and the green line is derived by applying a factor of 0.8 to the original plot data to give a de-rating curve. The dashed blue line shows the rated current.

The shaded area under the 0.8 curve shows the permitted operating area, and allows safe current vs ambient temperature characteristics to be determined.

- = tested operating limits
- = de-rated operating limits
- = rated current

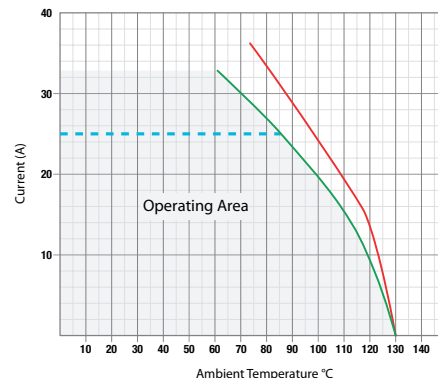
7000 Series Current vs. Temperature Characteristics

2 Pole, Plastic Body, Screw Terminal, 6.0mm² wire
 current applied through all pins simultaneously



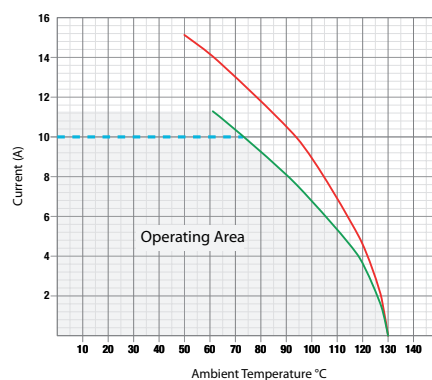
7000 Series Current vs. Temperature Characteristics

3 Pole, Plastic Body, Screw Terminal, 4.0mm² wire
 current applied through all pins simultaneously



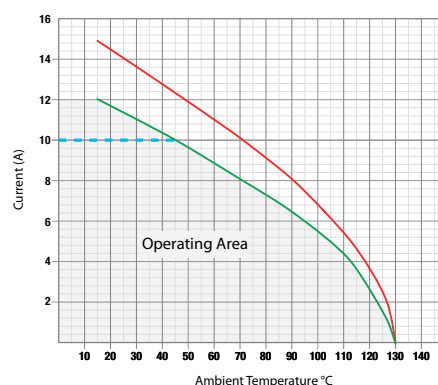
7000 Series Current vs. Temperature Characteristics

6 Pole, Plastic Body, Screw Terminal, 1.0mm² wire
 current applied through all pins simultaneously



7000 Series Current vs. Temperature Characteristics

10 Pole, Plastic Body, Crimp Terminal, 18 AWG wire
 current applied through all pins simultaneously



7000 Series Current vs. Temperature Characteristics

32 Pole, Plastic Body, Crimp Terminal, 22 AWG wire
 current applied through all pins simultaneously

