

## SUMMARY

### # Wires

Low voltage 6



*Image is for illustrative purpose only*

Series	1B
Termination type	Male crimp
IP rating	50
AWG wire size	26.00 - 22.00
Cable Ø	3.10 - 4.20 mm
Status	active
Matching parts	<a href="#">EGG.1B.306.CLL</a> <a href="#">PHG.1B.306.CYMD42Z</a>

### Download

[Request a quote](#)  
[Eplan](#)  
[Catalog](#)  
[See video assembly instructions](#)

## TECHNICAL DETAILS

### Mechanics

Shell Style/Model	FG*: Straight plug, cable collet and nut for fitting a bend relief
Keying	1 key (alpha=0, plug: male contacts, receptacle: female contacts)
Housing Material	Brass (chrome plated [SAE AMS 2460]) shell and collet nut, nickel plated [SAE AMS QQ N 290] brass latch sleeve and mid pieces
Variant	Z : Nut for fitting a bend relief
Weight	17.29 g

### Performance

Configuration	1B.306 : 6 Low Voltage
Insulator	Y: PEEK for crimp contacts
Rated Current	7 Amps

### Specifications

Contact Type: Crimp  
Contact Retention: 22 N  
Contact Dia.: 0.7 mm (0.028in)  
Bucket Dia.: 0.8 mm (0.031in)  
Min. Conductor: 0.14 mm<sup>2</sup> (AWG 26)  
Max. Conductor: 0.34 mm<sup>2</sup> (AWG 22)

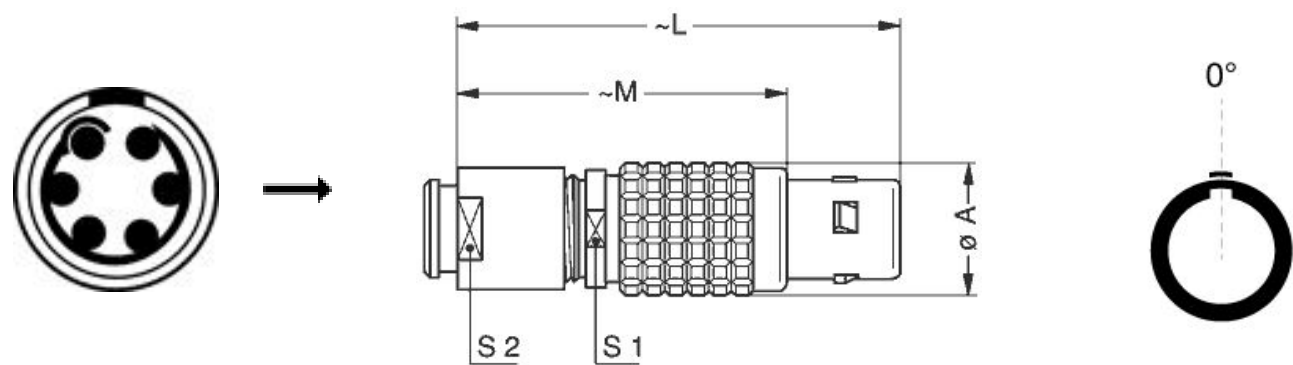
LEMO products and services are provided "as is". LEMO makes no warranties or representations with regard to LEMO product & services or use of them, express, implied or statutory, including for accuracy, completeness, or security. The user is fully responsible for his products and applications using LEMO components.

R (max): 6.1 mOhm  
Vtest (contact-shell): 1450 V (AC), 2050 V (DC)  
Vtest (contact-contact): 1350 V (AC), 1910 V (DC)

Others

Endurance (Shell): 5000  
Temp (min / max): -55°C / +250°C  
Humidity (max): <=95% [at 60 deg C / 140 F]  
Vibration: 15 g [10 Hz - 2000 Hz]  
Shock Resistance: 100 g [ 6 ms]  
Climatical Category: 50/175/21  
Shielding (min): 75 dB (10 MHz)  
Shielding (min): 40 dB (1 GHz)  
Salt Spray Corrosion: >1000 hr

DRAWINGS



Dimensions

	A	L	M	S1	S2
mm.	12	42	31	10	9
in.	0,47	1,65	1,22	0,39	0,35



RECOMMENDED BY LEMO

LEMO products and services are provided “as is”. LEMO makes no warranties or representations with regard to LEMO product & services or use of them, express, implied or statutory, including for accuracy, completeness, or security. The user is fully responsible for his products and applications using LEMO components.

## Tools

Crimp Tool:	<a href="#">DPC.91.701.V</a>
Crimp settings:	AWG/Selector = 22-24-26/6-5-5
Positionner:	<a href="#">DCE.91.071.BVC</a>
Extractor:	<a href="#">DCF.91.070.2LT</a>
Replacement contact:	FGG.1B.555.ZZC
Spanner wrench:	<a href="#">DCD.1B.015.PA090</a>
Caps:	<a href="#">BFG.1B.100.PCSG</a>

## Cables

CMN.06.T26.037QGZE	TPR (medical)	Grey	
CMN.06.T28.031PGCE	PVC	GREY	
CMN.06.T28.031PGZE		Grey	
CMN.06.T28.031PNCE	PVC	Black	
CMN.06.T28.031PNZE			
CMN.06.T28.042QBCE	TPR (medical)		
60260	PTFE	White	

LEMO products and services are provided "as is". LEMO makes no warranties or representations with regard to LEMO product & services or use of them, express, implied or statutory, including for accuracy, completeness, or security. The user is fully responsible for his products and applications using LEMO components.