




Features



- Adapters reroute wiring to match specific application requirements
- Rugged overmolded design meets IP65, IP67, and IP68
- Simple M12 connection for easy installation where needed in the circuit

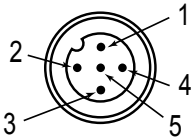
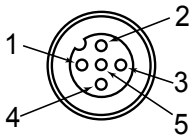
Models

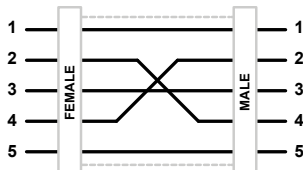
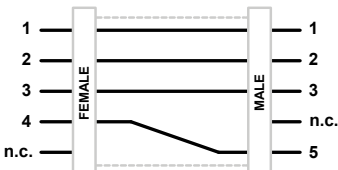

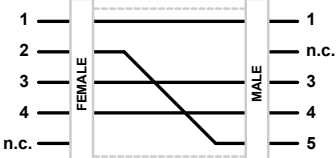

Listed below are sample models and their functions. For additional models and functionality, go to the [S15A Adapters Series Page](#), or contact the factory for customized versions.

Model Number	Function Description
S15A-F14325-M14325-Q	Pin 2 goes to Pin 4 in both directions
S15A-F1235X-M123X4-Q	Female Pin 4 goes to Male Pin 5
S15A-F1534X-M1X342-Q	Female Pin 2 goes to Male Pin 5
S15A-FX2345-MX2345-Q	Pin 1 is open; all others pass through
S15A-F1X345-M1X345-Q	Pin 2 is open; all others pass through

Wiring Diagrams

Listed below are the wiring diagrams for the sample models in "Models" on page 1. For wiring for additional models, go to the [S15A Adapters Series Page](#).

Male	Female	Pin	Wire Color
		1	Brown
		2	White
		3	Blue
		4	Black
		5	Gray

<p>S15A-F14325-M14325-Q</p> 	<p>S15A-F1235X-M123X4-Q</p> 	<p>S15A-F1X345-M1X345-Q</p> 
<p>S15A-F1534X-M1X342-Q</p> 	<p>S15A-FX2345-MX2345-Q</p> 	

Specifications

Maximum Voltage
30 V DC

Maximum Current
4A

Connections
Integral male/female 5-pin M12 quick disconnect

Construction

Coupling Material: Nickel-plated brass
Connector Body: PVC translucent black

Vibration and Mechanical Shock

Meets IEC 60068-2-6 requirements (Vibration: 10 Hz to 55 Hz, 0.5 mm amplitude, 5 minutes sweep, 30 minutes dwell)
Meets IEC 60068-2-27 requirements (Shock: 15G 11 ms duration, half sine wave)

Environmental Rating

IP65, IP67, IP68

Operating Conditions

Temperature: -40 °C to +70 °C (-40 °F to +158 °F)
90% at +70 °C maximum relative humidity (non-condensing)
Storage Temperature: -40 °C to +80 °C (-40 °F to +176 °F)

Certifications

CE Banner Engineering BV
Park Lane, Culliganlaan 2F bus 3
1831 Diegem, BELGIUM

**UK
CA** Turck Banner LTD Blenheim House
Blenheim Court
Wickford, Essex SS11 8YT
GREAT BRITAIN

Required Overcurrent Protection



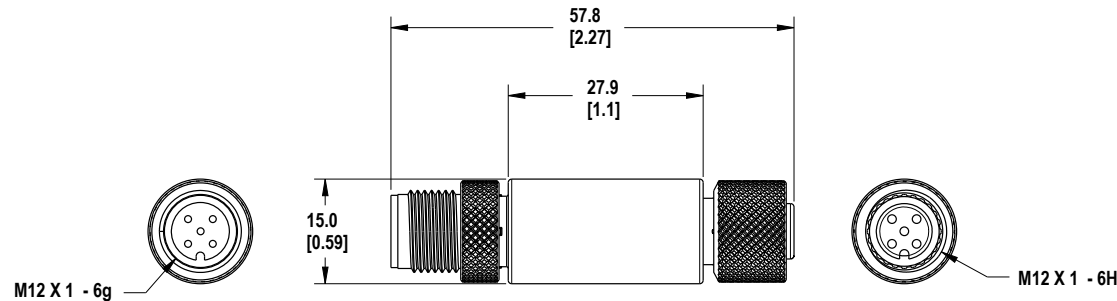
WARNING: Electrical connections must be made by qualified personnel in accordance with local and national electrical codes and regulations.

Overcurrent protection is required to be provided by end product application per the supplied table.
Overcurrent protection may be provided with external fusing or via Current Limiting, Class 2 Power Supply.
Supply wiring leads < 24 AWG shall not be spliced.
For additional product support, go to www.bannerengineering.com.

Supply Wiring (AWG)	Required Overcurrent Protection (A)	Supply Wiring (AWG)	Required Overcurrent Protection (A)
20	5.0	26	1.0
22	3.0	28	0.8
24	1.0	30	0.5

Dimensions

All measurements are listed in millimeters [inches], unless noted otherwise.



Accessories

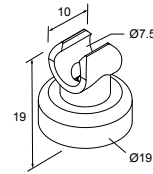
Cordsets

5-pin M12 Cordsets - Female to Male Double-Ended, Straight				
Model	Length	Dimensions (mm)	Pinouts	
BC-M12F5-M12M5-22-0.16M	0.16 m (0.52 ft)		<p>Female</p> <p>Male</p>	<p>1 = Brown 2 = White 3 = Blue 4 = Black 5 = Gray</p>
BC-M12F5-M12M5-22-1	1 m (3.28 ft)			
BC-M12F5-M12M5-22-2	2 m (6.56 ft)			
BC-M12F5-M12M5-22-5	5 m (16.4 ft)			
BC-M12F5-M12M5-22-8	8 m (26.25 ft)			
BC-M12F5-M12M5-22-10	10 m (30.81 ft)			
BC-M12F5-M12M5-22-15	15 m (49.2 ft)			

Brackets

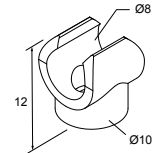
LMBM12MAG

- Attaches to M12 cordset end
- Black polypropylene
- 11.8 kg (26 lb) pull force
- One piece



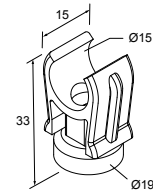
LMBM12SP

- Attaches to M12 cordset end
- Black polypropylene
- Supplied with thread-forming hardware
- Pack of seven



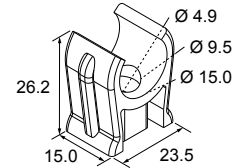
LMBS15MAG

- Attaches to S15 housing
- White polypropylene
- 11.8 kg (26 lb) pull force
- One piece



LMBS15SP

- Attaches to S15 housing
- White polypropylene
- Clearance for M5 or #10 hardware
- Pack of five



Banner Engineering Corp Limited Warranty

Banner Engineering Corp. warrants its products to be free from defects in material and workmanship for one year following the date of shipment. Banner Engineering Corp. will repair or replace, free of charge, any product of its manufacture which, at the time it is returned to the factory, is found to have been defective during the warranty period. This warranty does not cover damage or liability for misuse, abuse, or the improper application or installation of the Banner product.

THIS LIMITED WARRANTY IS EXCLUSIVE AND IN LIEU OF ALL OTHER WARRANTIES WHETHER EXPRESS OR IMPLIED (INCLUDING, WITHOUT LIMITATION, ANY WARRANTY OF MERCHANTABILITY OR FITNESS FOR A PARTICULAR PURPOSE), AND WHETHER ARISING UNDER COURSE OF PERFORMANCE, COURSE OF DEALING OR TRADE USAGE.

This Warranty is exclusive and limited to repair or, at the discretion of Banner Engineering Corp., replacement. **IN NO EVENT SHALL BANNER ENGINEERING CORP. BE LIABLE TO BUYER OR ANY OTHER PERSON OR ENTITY FOR ANY EXTRA COSTS, EXPENSES, LOSSES, LOSS OF PROFITS, OR ANY INCIDENTAL, CONSEQUENTIAL OR SPECIAL DAMAGES RESULTING FROM ANY PRODUCT DEFECT OR FROM THE USE OR INABILITY TO USE THE PRODUCT, WHETHER ARISING IN CONTRACT OR WARRANTY, STATUTE, TORT, STRICT LIABILITY, NEGLIGENCE, OR OTHERWISE.**

Banner Engineering Corp. reserves the right to change, modify or improve the design of the product without assuming any obligations or liabilities relating to any product previously manufactured by Banner Engineering Corp. Any misuse, abuse, or improper application or installation of this product or use of the product for personal protection applications when the product is identified as not intended for such purposes will void the product warranty. Any modifications to this product without prior express approval by Banner Engineering Corp will void the product warranties. All specifications published in this document are subject to change; Banner reserves the right to modify product specifications or update documentation at any time. Specifications and product information in English supersede that which is provided in any other language. For the most recent version of any documentation, refer to: www.bannerengineering.com.

For patent information, see www.bannerengineering.com/patents.

Document title: S15A In-Line Wiring Adapters Datasheet

Part number: 223029

Revision: C

Original Instructions

© Banner Engineering Corp. All rights reserved.



223029