版数 REV.	年月日 DATE	DCN NO.	変更内容 DESCRIPTION	製図 DR.	担当 CHK.	査閲 APPD.	承認 APPD.
2	14.Jul.2010	070322	ADDED NOTES AND REVISED ARTICLE LABEL	K.KIMURA	N.UCHIYAMA	———	Y.Nishizawa

図面番号(DRAWING NO.) SJ100343

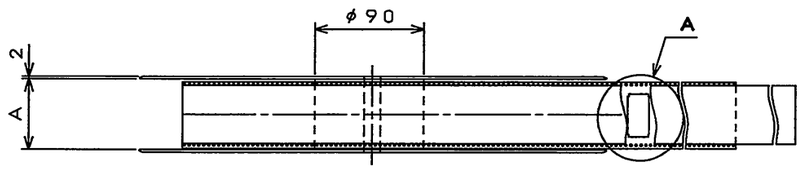

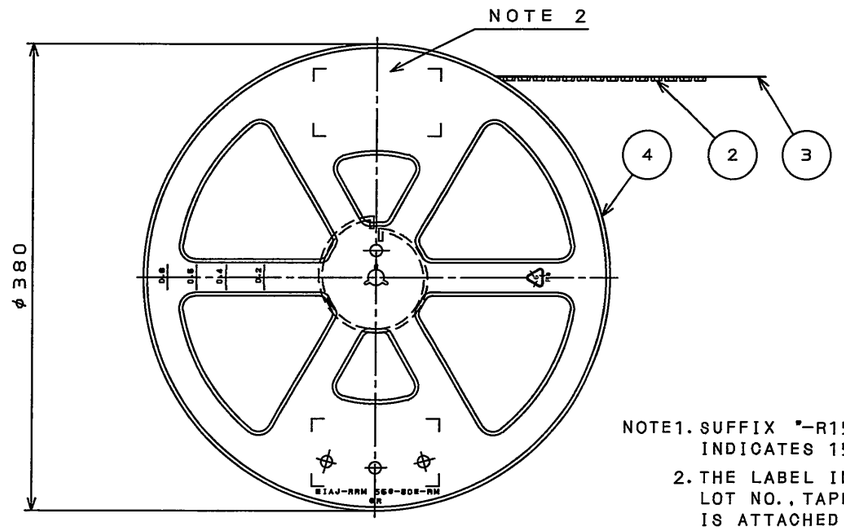

TABLE 1

PART No.	A	B	C	D	E	CARRIER TAPE MATERIAL
WR- 20SB-VF-N1-R1500	18	16	7.5	——	6.6	PP.
WR- 30SB-VF-N1-R1500	18	16	7.5	——	9.1	PP.
WR- 36SB-VF-N1-R1500	26	24	11.5	——	10.6	PP.
WR- 40SB-VF-N1-R1500	26	24	11.5	——	11.6	PP.
WR- 50SB-VF-N1-R1500	26	24	11.5	——	14.1	PP.
WR- 60SB-VF-N1-R1500	26	24	11.5	——	16.6	PP.
WR- 70SB-VF-N1-R1500	34	32	14.2	28.4	19.0	PS.
WR- 80SB-VF-N1-R1500	34	32	14.2	28.4	21.6	PP.
WR-100SB-VF-N1-R1500	46	44	20.2	40.4	26.6	PP.
WR-120SB-VF-N1-R1500	46	44	20.2	40.4	31.6	PP.
WR-160SB-VF-N1-R1500	58	56	26.2	52.4	41.5	PP.

NOTE1. SUFFIX "-R1500" OF PART NUMBER WR-*SB-VF-N1-R1500 INDICATES 1500 PCS IN REEL.

2. THE LABEL IN WHICH PART NO., NUMBER OF CONTACTS LOT NO., TAPE WIDTH AND FEED PITCH ARE MARKED, IS ATTACHED AS SHOWN.

3. REFER TO THE DRAWING SJ100341(WR-*SB-VF-N1) FOR CONNECTOR DIMENSION.

4. IN CASE THAT DIMENSIONS B (TAPE WIDTH) IS 16mm 24mm, THERE IS PILOT HOLE AT ONE SIDE ONLY.

5. CONTACT FINISH (TERMINAL AREA) | -VF-N1-R1500 | GOLD FLASH OVER NICKEL

△2 6. REEL FORM MAY DIFFER FROM THE DRAWING.

1．"WR-*SB-VF-N1-R1500"は 収納数1500個入りのリールに収納された品名を表す．

2．図示の位置に 下記のシールを貼り 品名，収納数，ロットNo．及び テープの幅と送りピッチを記入すること．

3．コネクタ寸法は SJ100341（WR-*SB-VF-N1）参照．

4．B寸法（テープ幅）が16及び24の場合、パイロット穴は片側のみである．

5．品名に於て"-VF-N1"は端子部Ni上Auフラッシュメッキである．

△2 6．リール形状は、図面と異なることがある．

△2 現品ラベル/ARTICLE LABEL

XXXXXXXXXX XXXX XXXX XXXX

品名(DESCRIPTION) WR-*SB-VF-N1-R1500 Count:001 JAE001

図番(PART No.) SJ100343

数量(Q'ty) 1,500

ITEM NO

Lot No.

E.Code. TB**12

2008/04/25

MADE IN JAPAN

Japan Aviation Electronics Industry, Ltd. QOF-0-0628(07.12)/AAPB-9006-2

DETAIL A
(SCALE 2:1)

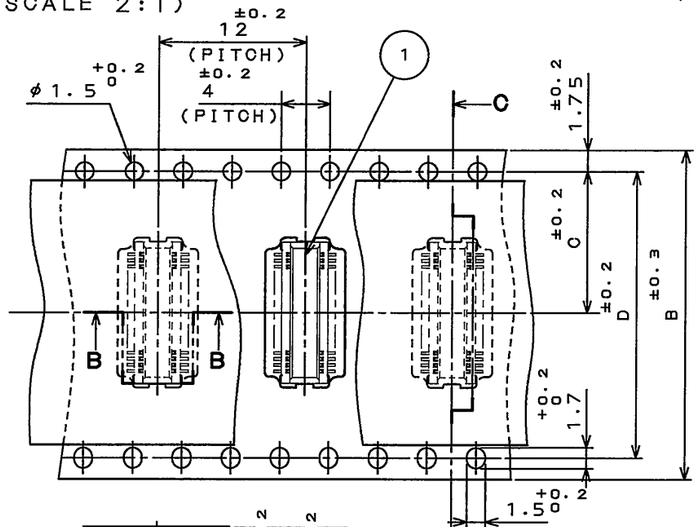

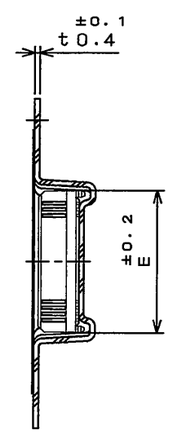

SECT. C-C
(SCALE 2:1)

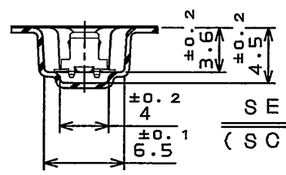

SECT. B-B
(SCALE 2:1)

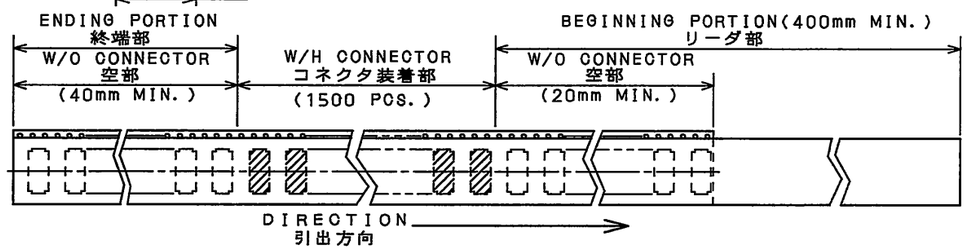

符号 NO.	名称 DESCRIPTION	個数 QTY.	材料 MATERIAL	仕上 FINISH	備考 REMARKS
4	PLASTIC REEL	—	PS.(RECYCLE)	———	
3	COVER TAPE	—	PET.	———	
2	CARRIER TAPE	—	TABLE 1	———	
1	CONNECTOR	1500	———	———	NOTE 3

仕様書(SPECIFICATION) JACS-1385-*

第1版(ORIGINAL DATE) 4.Dec.2003

一般公差(GENERAL TOLERANCE)

寸法(DIMENSION)	角度(ANGLES)
. ±0.8	X° ± '
.X ±0.4	X°X'±
.XX ±0.1	
.XXX±	

製図 DR.	N.UCHIYAMA
担当 CHK.	T.SHIODA
査閲 APPD.	K.KAWASE
承認 APPD.	S.KASHIWAGI

尺度(SCALE) ——— シリーズ(SERIES) WR

名称(TITLE) WR-*SB-VF-N1-R1500

重量(WEIGHT)

日本航空電子工業株式会社 JAPAN AVIATION ELECTRONICS INDUSTRY, LTD.

図面番号(DRAWING NO.) SJ100343

版数(REV.) 2

SIZE A3

LEAD FREE この製品は鉛フリー品です

JAE-CONNECTOR.COM Reference only

JAE CONNECTOR DIV. PROPRIETARY.
COPYRIGHT (C) 2003, JAPAN AVIATION ELECTRONICS INDUSTRY, LTD.

DOF-0-212E(03.08)