

DO NOT
SCALE FROM
THIS PRINT

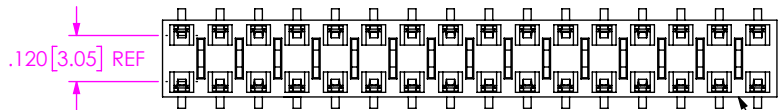


FIG 5
-BE OPTION
(SAME AS FIG 1 UNLESS OTHERWISE STATED)

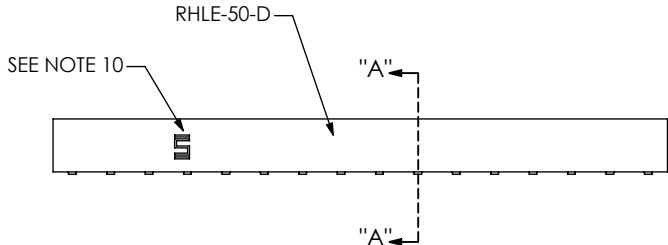
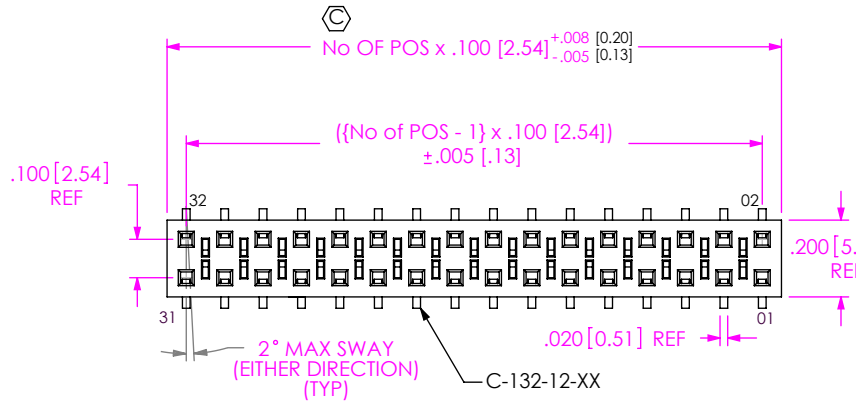
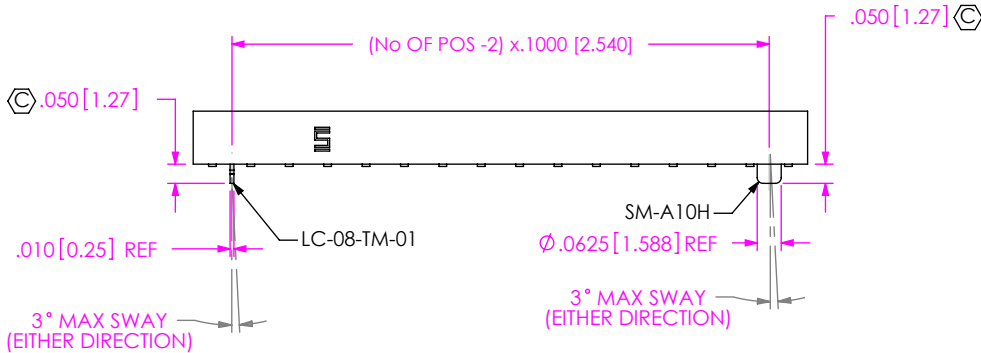


FIG 1
HLE-116-02-XXX-DV SHOWN

TABLE 2	
POSITION	COPLANARITY
-01 THRU -20	.004 [.10]
-21 THRU -50	.006 [.15]

FIG 2
-A & -LC OPTION



HLE-1XX-02-XXX-DV-XX-XX-X-XX

No OF POSITIONS

-02 THRU -50
(PER ROW)

LEAD STYLE

-02: SURFACE MOUNT
(USE C-132-12-X)

PLATING SPECIFICATION

- G: 20µ" GOLD IN CONTACT AREA
3µ" ON TAIL (USE C-132-12-G)
- S: 30µ" SELECTIVE GOLD IN CONTACT
AREA MATTE TIN ON TAIL
(USE C-132-12-S)
- F: 3µ" SELECTIVE FLASH GOLD IN CONTACT
AREA MATTE TIN ON TAIL
(USE C-132-12-F)
- L: 10µ" SELECTIVE LIGHT GOLD IN
CONTACT AREA MATTE TIN ON TAIL
(USE C-132-12-L)
- H: 30µ" HEAVY GOLD IN CONTACT AREA
3µ" ON TAIL (USE C-132-12-H)
- STL: 30µ" SELECTIVE GOLD IN CONTACT
AREA TIN/LEAD (90%/10 +/-5%)
(USE C-132-12-STL)
- SM: 30µ" SELECTIVE GOLD IN CONTACT
AREA MATTE TIN ON TAIL
(USE C-132-12-S)
- FM: 3µ" SELECTIVE FLASH GOLD IN CONTACT
AREA MATTE TIN ON TAIL (USE C-132-12-F)
- LM: 10µ" LIGHT GOLD IN CONTACT AREA
MATTE TIN ON TAIL (USE C-132-12-L)

PACKAGING

- BLANK: TUBES
(SEE NOTES 14 & 15)
- TR: TAPE & REEL
(2 - 29 POSITIONS ONLY)
(SEE NOTE 15 & 16)
- FR: FULL REEL QTY
TAPE & REEL
(2-29 POSITIONS ONLY)
(SEE NOTE 15 & 16)

PICK & PLACE OPTION

- P: PICK & PLACE PAD
(POS -03 THRU -50 ONLY)
- K: USE K-DOT-.256-.375-.005
POLYIMIDE FILM PAD (AVAILABLE
ON POS -03 THRU -50; .005 [0.13]
THICKNESS)
(SEE FIG 4)

OPTION

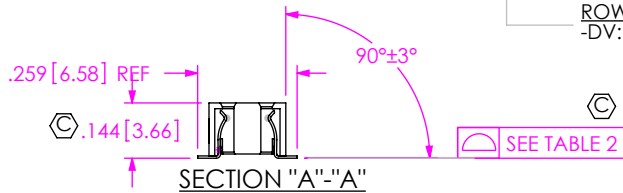
- A: STAKED OR MOLDED ALIGNMENT PIN
(4 POS MIN) (SEE NOTE 13)
- LC: LOCKING CLIP (2 POS MIN)
(SEE NOTE 9)

OPTION

- BE: BOTTOM ENTRY
(USE RHLE-50-DBE) (SEE FIG 5)
(LEAVE BLANK FOR STANDARD)

ROW SPECIFICATION

- DV: DOUBLE VERTICAL
(USE RHLE-50-D)



NOTES:

1. Ⓢ REPRESENTS A CRITICAL DIMENSION.
2. ALL IDENTIFICATION MARKS MUST NOT STAND GREATER THAN .002 [0.05]
OFF THE SURFACE OF THE PART.
3. MINIMUM PULL OUT FORCE FOR -LC, -A, & CONTACT: 12 oz
4. COPLANARITY: SEE TABLE 2.
5. MAXIMUM BURR ALLOWANCE: .003 [0.08]
6. CUT ASSEMBLIES AFTER FILL.
MAXIMUM CUT FLASH: .010 WITH NO FLASH ALLOWED IN HOLES OR EXTENDING BELOW LEADS.
WILL LOSE A POSITION FOR EVERY CUT MADE ON A SOCKET STRIP.
7. NOTE DELETED.
8. ENDWALL THICKNESS: .030±.005 [0.76±0.13] TO BE MEASURED FROM BOTTOM VIEW.
9. DUE TO THE HIGH AMOUNT OF INSERTION FORCE NEEDED, THE -LC OPTION IS NOT COMPATIBLE WITH AUTO
PLACEMENT. SAMTEC RECOMMENDS MANUAL PLACEMENT FOR ALL ASSEMBLIES WITH THE -LC OPTION.
10. SAMTEC LOGO MAY NOT BE PRESENT ON CUT TO POSITION CONNECTORS.
11. NOTE DELETED.
12. NOTE DELETED.
13. STAKED ALIGNMENT PIN USED AT SAMTEC'S DISCRETION.
14. TUBES ARE STANDARD PACKAGING FOR 03-50 POS. 02 POS IS LAYER PACKAGED.
15. ORDERS WILL BE PACKAGED ACCORDING TO THE SAMTEC PACKAGING EFFICIENCY STANDARDS
(SPES) FOUND ON WWW.SAMTEC.COM
16. ATTACH LABEL TO EACH REEL.

UNLESS OTHERWISE SPECIFIED,
DIMENSIONS ARE IN INCHES.

TOLERANCES ARE:

DECIMALS

.XX: ±.01 [.3]

.XXX: ±.005 [.13]

.XXXX: ±.0020 [.051]

ANGLES

3°

PROPRIETARY NOTE

THIS DOCUMENT CONTAINS CONFIDENTIAL AND
PROPRIETARY INFORMATION AND ALL DESIGN,
MANUFACTURING, REPRODUCTION, USE, PATENT RIGHTS
AND SALES RIGHTS ARE EXPRESSLY RESERVED BY SAMTEC,
INC. THIS DOCUMENT SHALL NOT BE DISCLOSED, IN WHOLE
OR PART, TO ANY UNAUTHORIZED PERSON OR ENTITY NOR
REPRODUCED, TRANSFERRED OR INCORPORATED IN ANY
OTHER PROJECT IN ANY MANNER WITHOUT THE EXPRESS
WRITTEN CONSENT OF SAMTEC, INC.

MATERIAL:

DO NOT SCALE DRAWING

SHEET SCALE: 2:1

BODY: VECTRA E130i, UL94V-0

CONTACT: BeCu

F:\DWG\MISC\MKTG\HLE-1XX-02-XXX-DV-XX-XX-X-XX-MKT.SLDDRW

samtec

520 PARK EAST BLVD, NEW ALBANY, IN 47150
PHONE: 812-944-6733 FAX: 812-948-5047
e-Mail: info@SAMTEC.com code: 55322

DESCRIPTION:

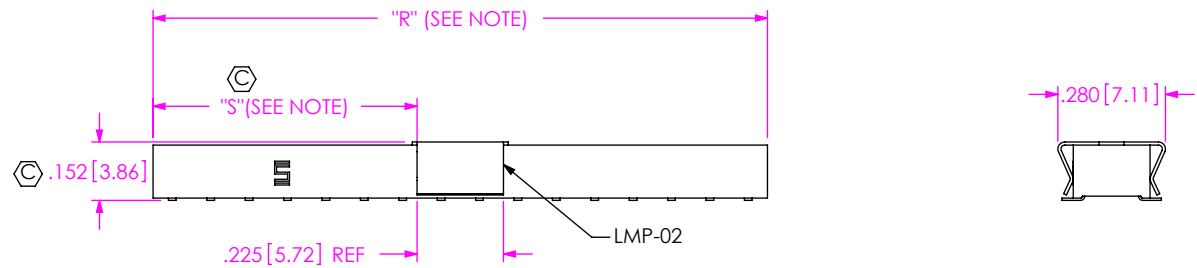
[2.54] .100 TIGER BEAM SOCKET ASSEMBLY

DWG. NO.

HLE-1XX-02-XXX-DV-XX-XX-X-XX

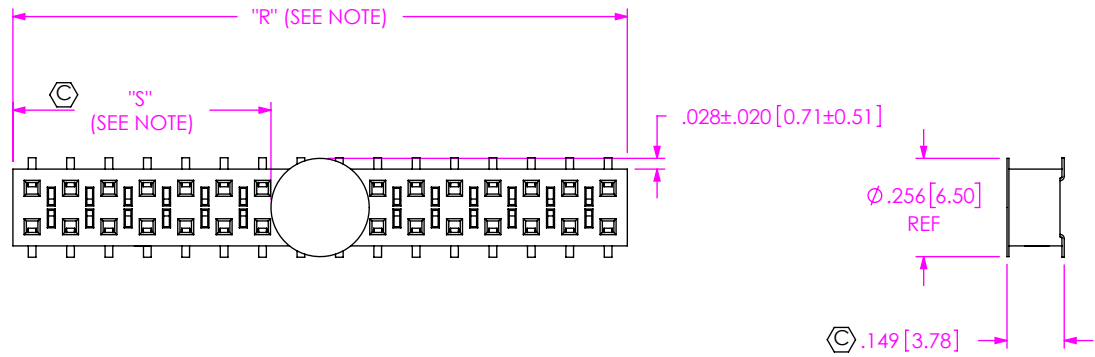
BY: ED MESSER 12/19/98

SHEET 1 OF 2



NOTE: "R" = USE MEASURED DIM (REF)
"S" = {("R" - .225 [5.72])/2} ±.020 [0.51]

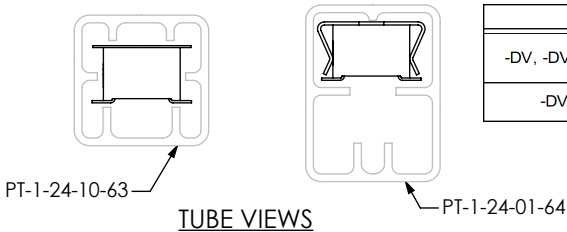
FIG 3
(-P: PICK AND PLACE PAD)
AVAILABLE ON POSITIONS 03 THRU 50



NOTE: "R" = USE MEASURED DIM (REF)
"S" = {("R" - .2559 [6.500])/2} ±.020 [0.51]

FIG 4
-K: POLYIMIDE FILM PAD
AVAILABLE ON POS 03 THRU 50

F:\DWG\MISC\MKTG\HLE-1XX-02-XXX-DV-XX-XX-X-XX-MKT.SLDDRW



STYLE	PKG TUBE	PLUG
-DV, -DV-LC, -DV-A, -DV-A-P, -DV-P	PT-1-24-01-64	TP-09
-DV-K, -DV-A-K, -DV-LC-K	PT-1-24-10-63	TP-24

• PROPRIETARY NOTE
THIS DOCUMENT CONTAINS CONFIDENTIAL AND PROPRIETARY INFORMATION AND ALL DESIGN, MANUFACTURING, REPRODUCTION, USE, PATENT RIGHTS AND SALES RIGHTS ARE EXPRESSLY RESERVED BY SAMTEC, INC. THIS DOCUMENT SHALL NOT BE DISCLOSED, IN WHOLE OR PART, TO ANY UNAUTHORIZED PERSON OR ENTITY NOR REPRODUCED, TRANSFERRED OR INCORPORATED IN ANY OTHER PROJECT IN ANY MANNER WITHOUT THE EXPRESS WRITTEN CONSENT OF SAMTEC, INC.

DO NOT SCALE DRAWING
SHEET SCALE: 2:1



520 PARK EAST BLVD, NEW ALBANY, IN 47150
PHONE: 812-944-6733 FAX: 812-948-5047
e-Mail: info@SAMTEC.com code: 55322

DESCRIPTION:
.100 TIGER BEAM SOCKET ASSEMBLY
DWG. NO. HLE-1XX-02-XXX-DV-XX-XX-X-XX
BY: ED MESSER 12/19/98 SHEET 2 OF 2