THIS DRAWING IS UNPUBLISHED. RELEASED FOR PUBLICATION 20
© COPYRIGHT 20 BY - ALL RIGHTS RESERVED.

LOC	DIST
–	–

REVISIONS

P	LTR	DESCRIPTION	DATE	DWN	APVD
	BA	NEW DRAWING	24APR2012	KR	ST.P

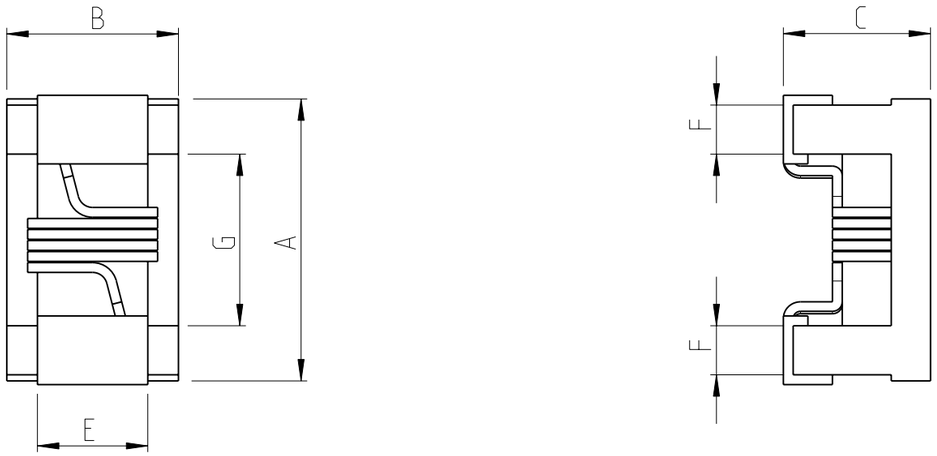

FOR FURTHER INFORMATION SEE DATA SHEET FOR
3650 SERIES-LOW INDUCTANCE,HIGH FREQUENCY CHIP INDUCTOR

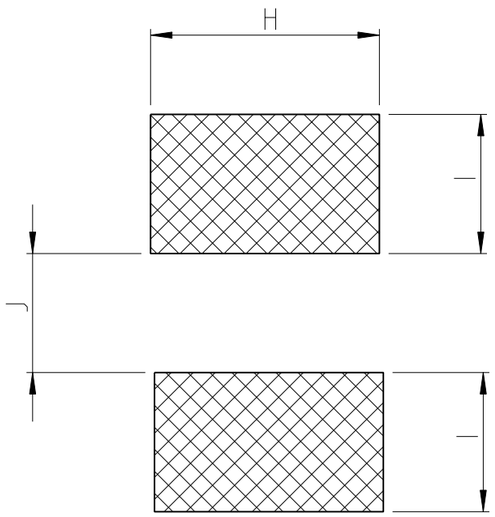

SERIES	A Max.	B Max.	C Max.	E	F	G	H	I	J
3654 1E	1.15	0.70	0.60	0.45	0.20	0.60	0.65	0.35	0.50

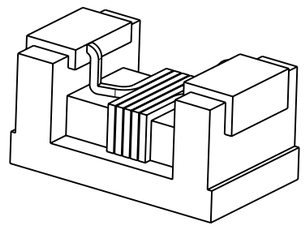

THIS DRAWING IS A CONTROLLED DOCUMENT.

DIMENSIONS: mm

TOLERANCES UNLESS OTHERWISE SPECIFIED:
0 PLC ±-
1 PLC ±0.5
2 PLC ±0.2
3 PLC ±0.1
4 PLC ±0.0001
ANGLES ±-

MATERIAL –
FINISH –

DWN RAGHAVENDRA K 24APR2012
CHK ALLAN P 24APR2012
APVD STEPHEN.P 24APR2012
PRODUCT SPEC –
APPLICATION SPEC –
WEIGHT 0.001 GRAM

TE Connectivity

NAME
–
CHIP INDUCTOR TYPE 3654 0201 SERIES
–

SIZE	CAGE CODE	DRAWING NO	RESTRICTED TO
A3	00779	C-2176086	–

CUSTOMER DRAWING
SCALE 32:1 SHEET 1 OF 1 REV BA

1470-19 (3/11)

Pro/ENGINEER DRAWING