

## SUMMARY



Image is for illustrative purpose only

### # Wires

Low voltage 12

Series 3B  
Termination type Male solder  
IP rating 50  
AWG wire size 30.00 - 22.00  
Cable Ø 0.00 - 0.00 mm  
Status active  
Matching parts [FGJ.3B.312.CLLD11](#)

### Download

[Request a quote](#)  
[Catalog](#)

## TECHNICAL DETAILS

### Mechanics

Shell Style/Model EG\*: Fixed receptacle, nut fixing  
Keying 2 keys (alpha=37.5, plug: female contacts, receptacle: male contacts)  
Housing Material Brass (chrome plated [SAE AMS 2460]) shell and collet nut, nickel plated [SAE AMS QQ N 290] brass latch sleeve and mid pieces  
Weight 23.04 g

### Performance

Configuration 3B.312 : 12 Low Voltage  
Insulator L: PEEK (UL 94 / V-0/1.5)  
Rated Current 9 Amps

### Specifications

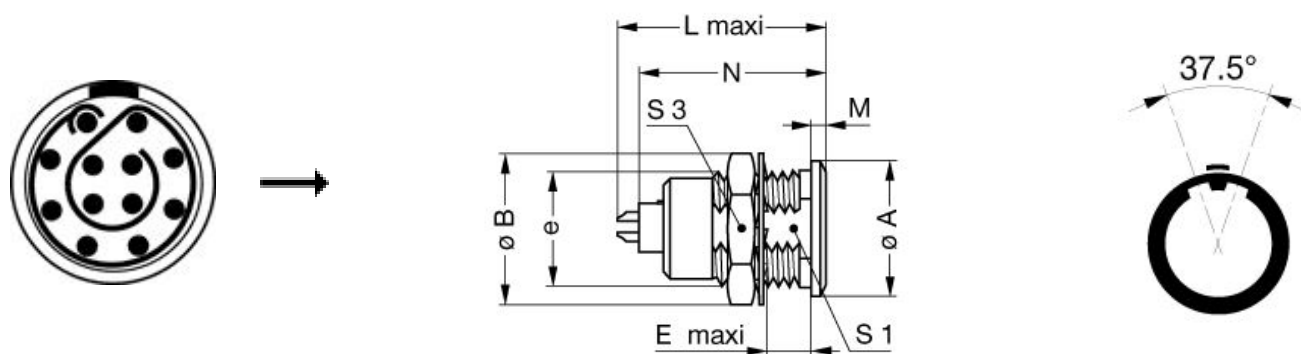
Contact Type: Solder  
Contact Dia.: 0.9 mm (0.035in)  
Bucket Dia.: 0.8 mm (0.031in)  
Max. Solid Conductor: 0.34 mm<sup>2</sup> (AWG 22)  
Max. Stranded Conductor: 0.34 mm<sup>2</sup> (AWG 22)  
R (max): 4.8 mOhm  
Vtest (contact-shell): 1000 V (AC), 1400 V (DC)  
Vtest (contact-contact): 1450 V (AC), 2050 V (DC)

LEMO products and services are provided "as is". LEMO makes no warranties or representations with regard to LEMO product & services or use of them, express, implied or statutory, including for accuracy, completeness, or security. The user is fully responsible for his products and applications using LEMO components.

## Others

Endurance (Shell): 5000  
 Temp (min / max): -55° C / +250° C  
 Humidity (max): <=95% [at 60 deg C /140 F]  
 Vibration: 15 g [10 Hz - 2000 Hz]  
 Shock Resistance: 100 g [ 6 ms]  
 Climatical Category: 50/175/21  
 Shielding (min): 75 dB (10 MHz)  
 Shielding (min): 40 dB (1 GHz)  
 Salt Spray Corrosion: >1000 hr

## DRAWINGS



## Dimensions












|     | A    | B    | E    | L    | M    | N    | S1   | S3   | e       |
|-----|------|------|------|------|------|------|------|------|---------|
| mm. | 22   | 25   | 11.5 | 30.7 | 2    | 28.1 | 16.5 | 22   | M18x1.0 |
| in. | 0,87 | 0,98 | 0,45 | 1,21 | 0,08 | 1,11 | 0,65 | 0,87 |         |

## RECOMMENDED BY LEMO

### Tools

*LEMO products and services are provided "as is". LEMO makes no warranties or representations with regard to LEMO product & services or use of them, express, implied or statutory, including for accuracy, completeness, or security. The user is fully responsible for his products and applications using LEMO components.*

## Cables

|                    |               |       |   |
|--------------------|---------------|-------|---|
| CMN.12.T22.070QGZE | TPR (medical) | Grey  |  |
| CMN.12.T28.054PGZE |               | Grey  |  |
| CMN.12.T28.054PNZE |               |       |  |
| 112240             | PTFE          | White |  |
| 112260             | PTFE          | White |  |
| 112280             | PVC           | Black |  |
| 12050              | PVC           | Black |  |
| 124080             | PVC           | Grey  |   |
| 124084             | PVC           | Black |   |
| 212220             | PVC           | Black |  |
| 212240             | PVC           | Black |  |
| 212250             | PVC           | Grey  |  |
| 212260             | PVC           | Black |  |

LEMO products and services are provided "as is". LEMO makes no warranties or representations with regard to LEMO product & services or use of them, express, implied or statutory, including for accuracy, completeness, or security. The user is fully responsible for his products and applications using LEMO components.