THIS DRAWING IS UNPUBLISHED. RELEASED FOR PUBLICATION 2016
© COPYRIGHT 2016 TE Connectivity Germany GmbH ALL RIGHTS RESERVED.

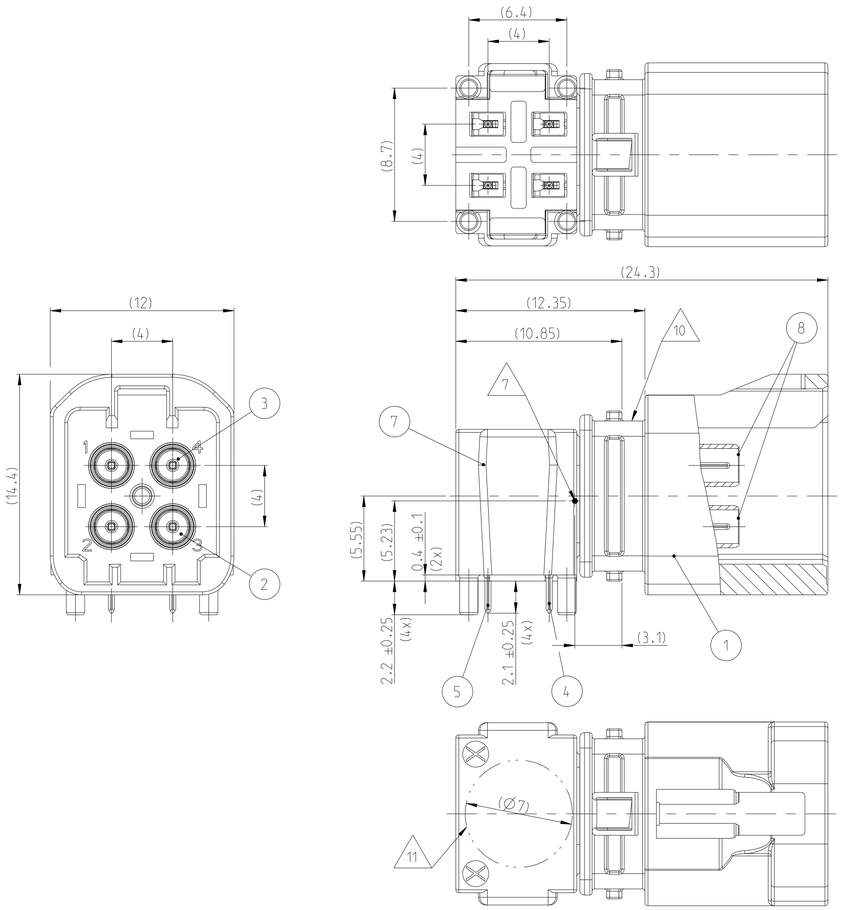

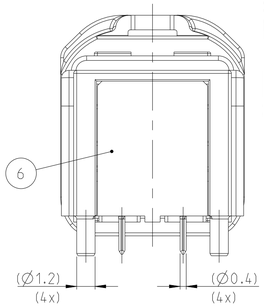

MECHANICAL: FOOTPRINT INFORMATION (HOLE PATTERN):
SEE BELOW SCHEMATIC
Mechanisch: Lochlayout siehe untere Darstellung

ELECTRICAL: HIGHSPEED LAYOUT PROPOSAL
SEE APPLICATION Spec. 114-94443
Elektrisch: Vorlaeufiges Highspeed Layout siehe Appl. Spec. 114-94443

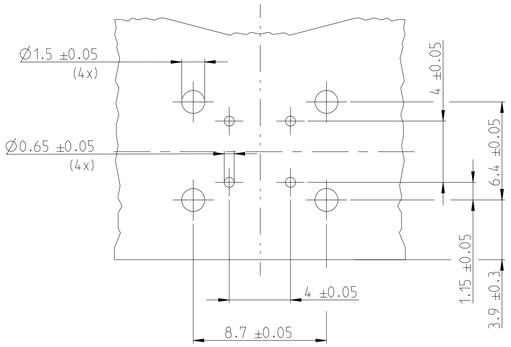

SPACE REQUIREMENTS FOR CABLE CONNECTOR
Platzbedarf fuer Kabelstecker

ONLY FOR INFORMATION
Nur zur Information

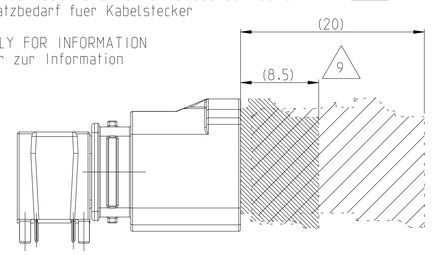

REVISIONS

P	LTR	DESCRIPTION	DATE	DWN	APVD
	B3	E-18-010361	03JUL2018	ES	MR
	B4	E-19-011091	16JUL2019	AL	MR
	B5	E-19-012219	02AUG2019	AL	MR
	B6	ADDED 2- AND 3- SERIES	20NOV2024	YP	MR

1. ONLY THE GERMAN LANGUAGE SHALL BE BINDING
   Massgebend ist der deutsche Text
2. DETAILS OF DESIGN ARE LEFT TO TE CONNECTIVITY
   Einzelheiten der Ausfuehrung bleiben TE CONNECTIVITY ueberlassen
3. MATE-AX INTERFACE ACC. TO TE-SPEC. 208-18023
   MATE-AX Schnittstelle nach TE-Spez. 208-18023
4. PACKAGING: TAPE AND REEL
   Verpackung: Blistergurt
5. FOR FITTING MATE-AX CONNECTOR PLEASE CONTACT TE CONNECTIVITY.
   Fuer passenden MATE-AX Gegenstecker bitte TE Connectivity kontaktieren.
6. ALL DIMENSIONS IN BRACKETS () FOR INFORMATION ONLY
   Alle Masse in Klammern () nur zur Information

7 CENTER OF GRAVITY
Schwerpunkt

8 REQUIRED SPACE FOR UNMATED CABLE CONNECTOR
Benoetigter Bauraum fuer nicht gesteckten Kabelstecker

9 REQUIRED SPACE FOR MATED CABLE CONNECTOR
Benoetigter Bauraum fuer gesteckten Kabelstecker

10 GOOD PART MARKING AFTER PASSED 100% INSPECTION
Gutteilmarkieung nach bestandener 100% Pruefung

11 SUCTION AREA
Saugflaeche

WEIGHT [g]: 8.04
Gewicht [g]: 8.04

AS SHOWN: CODING Z
wie gezeigt: Codierung Z

2:1

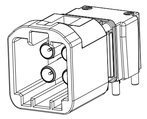

CODINGS, STANDARD ORIENTATION
Kodierungen, Standardorientierung

0-2304168-x

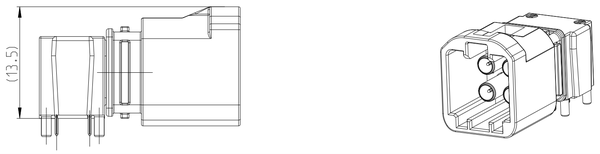

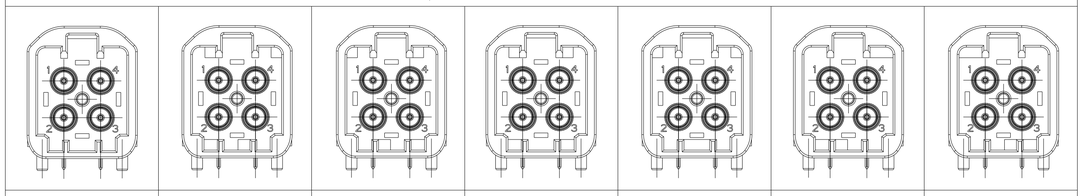

CODINGS, REVERSED
Kodierungen, gedreht

1-2304168-x

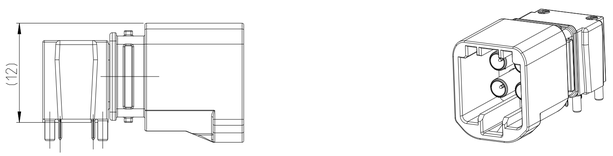

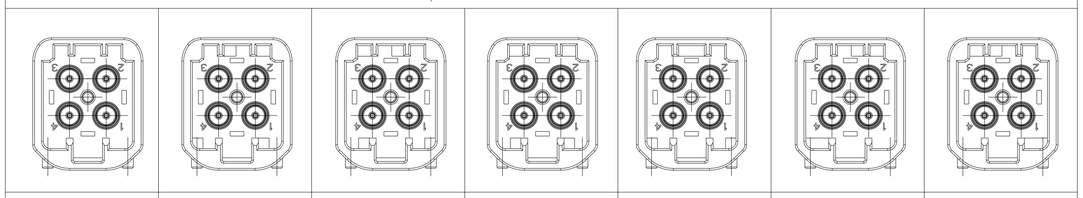

SERIE

QUANTITY							CODE	DESCRIPTION	MATERIAL	FINISH COLOUR	ITEM NO
4								SHIELDING TUBE Schirmrohr	Brass	Sn: MIN. 2µm OVER Ni Sn: min. 2µm ueber Ni	8
1								SHIELDING HOUSING (OUTSIDE) Gehaeuse (aussen)	Zamak 5	Sn: MIN. 3µm OVER Ni Sn: min. 3µm ueber Ni	7
1								SHIELDING HOUSING (INSIDE) Gehaeuse (innen)			6
2								CONTACT PIN (LONG) Kontaktpin (lang)	Phosphorbronze	SOLDER SIDE: MIN. 3µm Sn OVER Ni Lotseite: min. 3µm Sn ueber Ni INTERFACE SIDE: MIN. 2µm Ag OVER Ni Steckseite: min. 2µm Ag ueber Ni	5
2								CONTACT PIN (SHORT) Kontaktpin (kurz)			4
2								CAVITY BLOCK (LONG) Kontakttraeger (lang)	LCP GF30	BLACK	3
2								CAVITY BLOCK (SHORT) Kontakttraeger (kurz)			2
						1	Z	CODING HOUSING Kodiergehaeuse	PA6T/XT-GF35	WATER BLUE / wasserblau	1
					1		F			NUT BROWN / nussbraun	
				1			E			MAY GREEN / maigruen	
			1				D			CLARET VIOLET / bordeauxviolet	
		1					C			LIGHT BLUE / licht blau	
	1						B			PURE WHITE / reinweiss	
1							A			JET BLACK / tiefschwarz	

QUANTITY							DESCRIPTION
0-1	0-2	0-3	0-4	0-5	0-6	0-9	SERIE - STANDARD VERSION ASSY NO. 0-2304168-x
1-1	1-2	1-3	1-4	1-5	1-6	1-9	SERIE - REVERSED VERSION ASSY NO. 1-2304168-x
A	B	C	D	E	F	Z	ASSY CODE
B	B	B	B	B	B	B	REVISION

THIS DRAWING IS A CONTROLLED DOCUMENT.

DIMENSIONS: mm

TOLERANCES UNLESS OTHERWISE SPECIFIED:
0 PLC ±0.5
1 PLC ±0.5
2 PLC ±
3 PLC ±
4 PLC ±
ANGLES ±

MATERIAL -
FINISH -

DWN 19OKT2016 M.Walter
CHK 19OKT2016 A.Loercser
APVD -
PRODUCT SPEC 108-94544
APPLICATION SPEC 114-94443
WEIGHT -

TE Connectivity

NAME MATE-AX HEADER ASSY 4 POS 90 DEGREE UNSEALD

SIZE A1 | CAGE CODE 00779 | DRAWING NO C-2304168 | RESTRICTED TO -

CUSTOMER DRAWING | SCALE 5:1 | SHEET 1 OF 2 | REV B6

4805 (3/13)

THIS DRAWING IS UNPUBLISHED. RELEASED FOR PUBLICATION 2016
© COPYRIGHT 2016 TE Connectivity Germany GmbH ALL RIGHTS RESERVED.

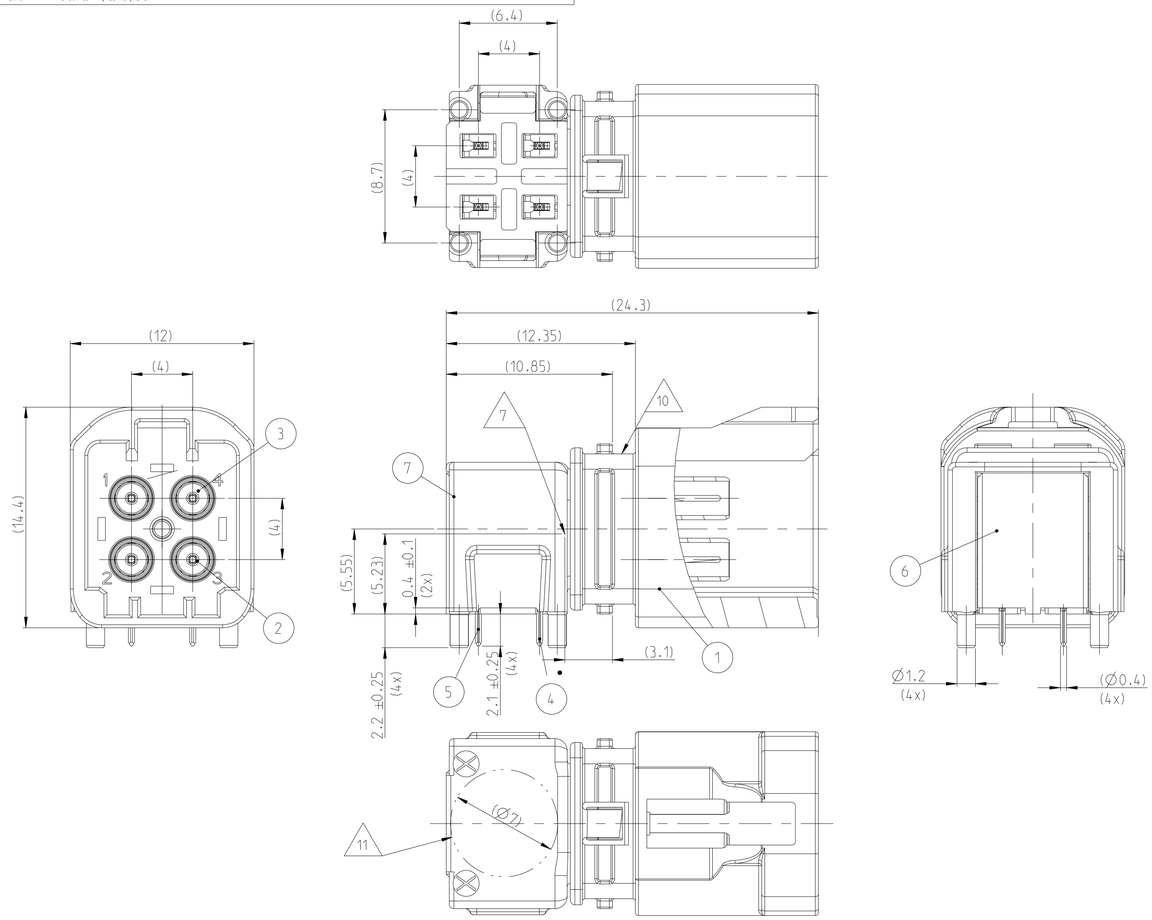

MECHANICAL: FOOTPRINT INFORMATION (HOLE PATTERN):
SEE BELOW SCHEMATIC
Mechanisch: Lochlayout siehe untere Darstellung

ELECTRICAL: HIGHSPEED LAYOUT PROPOSAL
SEE APPLICATION Spec. 114-94443
Elektrisch: Vorlaeufiges Highspeed Layout siehe Appl. Spec. 114-94443

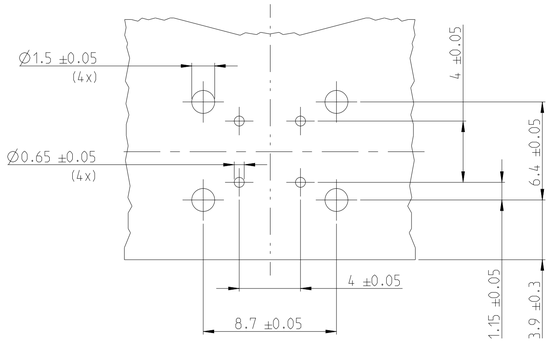

SPACE REQUIREMENTS FOR CABLE CONNECTOR
Platzbedarf fuer Kabelstecker

ONLY FOR INFORMATION
Nur zur Information

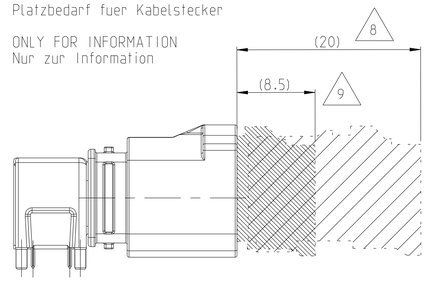

REVISIONS

P	LTR	DESCRIPTION	DATE	DWN	APVD
	-	SEE SHEET 1	-	-	-

1 ONLY THE GERMAN LANGUAGE SHALL BE BINDING
Massgebend ist der deutsche Text

2 DETAILS OF DESIGN ARE LEFT TO TE CONNECTIVITY
Einzelheiten der Ausfuehrung bleiben TE CONNECTIVITY ueberlassen

3 MATE-AX INTERFACE ACC. TO TE-SPEC. 208-18023
MATE-AX Schnittstelle nach TE-Spez. 208-18023

4 PACKAGING: TAPE AND REEL
Verpackung: Blistergurt

5 FOR FITTING MATE-AX CONNECTOR PLEASE CONTACT TE CONNECTIVITY.
Fuer passenden MATE-AX Gegenstecker bitte TE Connectivity kontaktieren.

6 ALL DIMENSIONS IN BRACKETS () FOR INFORMATION ONLY
Alle Masse in Klammern () nur zur Information

7 CENTER OF GRAVITY
Schwerpunkt

8 REQUIRED SPACE FOR UNMATED CABLE CONNECTOR
Benoetigter Bauraum fuer nicht gesteckten Kabelstecker

9 REQUIRED SPACE FOR MATED CABLE CONNECTOR
Benoetigter Bauraum fuer gesteckten Kabelstecker

10 GOOD PART MARKING AFTER PASSED 100% INSPECTION
Gutteilmarkieung nach bestandener 100% Pruefung

11 SUCTION AREA
Saugflaeche

WEIGHT [g]: 8.04
Gewicht [g]: 8.04

AS SHOWN: CODING Z
wie gezeigt: Codierung Z

2:1

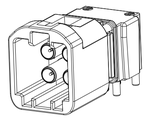

CODINGS, STANDARD ORIENTATION
Kodierungen, Standardorientierung

2-2304168-x

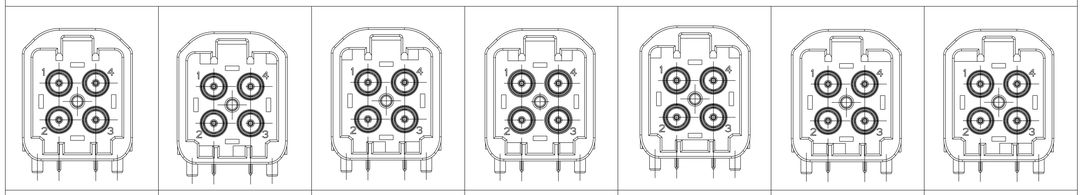

CODINGS, REVERSED
Kodierungen, gedreht

3-2304168-x

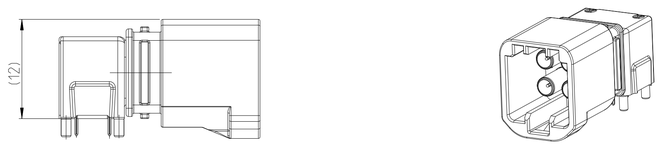

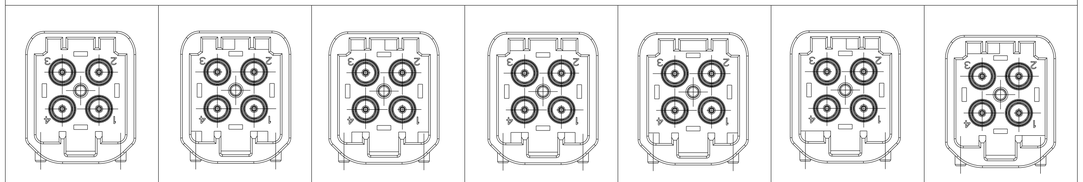

SERIE

1								SHIELDING HOUSING (OUTSIDE) Gehaeuse (aussen)	Zamak 5	Sn: MIN. 3µm OVER Ni Sn: min. 3µm ueber Ni	7
1								SHIELDING HOUSING (INSIDE) Gehaeuse (innen)			6
2								CONTACT PIN (LONG) Kontaktpin (lang)	Phosphorbronze	SOLDER SIDE: MIN. 3µm Sn OVER Ni Lotseite: min. 3µm Sn ueber Ni INTERFACE SIDE: MIN. 2µm Ag OVER Ni Steckseite: min. 2µm Ag ueber Ni	5
2								CONTACT PIN (SHORT) Kontaktpin (kurz)			4
2								CAVITY BLOCK (LONG) Kontakttraeger (lang)	LCP GF30	BLACK	3
2								CAVITY BLOCK (SHORT) Kontakttraeger (kurz)			2
						1	Z	CODING HOUSING Kodiergehaeuse	PA6T/XT-GF35	WATER BLUE / wasserblau	1
					1		F			NUT BROWN / nussbraun	
				1			E			MAY GREEN / maigruen	
			1				D			CLARET VIOLET / bordeauxviolet	
		1					C			LIGHT BLUE / licht blau	
	1						B			PURE WHITE / reinweiss	
1							A			JET BLACK / tiefschwarz	

QUANTITY							CODE	DESCRIPTION	MATERIAL	FINISH COLOUR	ITEM NO
2-1	2-2	2-3	2-4	2-5	2-6	2-9	SERIE - STANDARD VERSION ASSY NO. 2-2304168-x				
3-1	3-2	3-3	3-4	3-5	3-6	3-9	SERIE - REVERSED VERSION ASSY NO. 3-2304168-x				
A	B	C	D	E	F	Z	ASSY CODE				
A	A	A	A	A	A	A	REVISION				

THIS DRAWING IS A CONTROLLED DOCUMENT.

DIMENSIONS: mm

TOLERANCES UNLESS OTHERWISE SPECIFIED:
0 PLC ±0.5
1 PLC ±0.5
2 PLC ±
3 PLC ±
4 PLC ±
ANGLES ±

MATERIAL -
FINISH -

DWN M.Walter 19OKT2016
CHK A.Loecser 19OKT2016
APVD -
PRODUCT SPEC 108-94544
APPLICATION SPEC 114-94443
WEIGHT -

TE Connectivity

NAME MATE-AX HEADER ASSY 4 POS 90 DEGREE UNSEALD

SIZE A1 | CAGE CODE 00779 | DRAWING NO C-2304168 | RESTRICTED TO -

CUSTOMER DRAWING | SCALE 5:1 | SHEET 2 OF 2 | REV B6

4805 (3/13)