DRW NO.	SH	REV
C-951-401A-500	1	D

ZONE	REV	SCR NUMBER	DESCRIPTION	BY	DATE	APPROVED
ALL	A	AASY-8HDRHQ.VER01	NEW RELEASE	HCL-RP	06/06/2011	A.ASTBURY
SHT1: B2	B	MSPE-8TVHFZ.VER01	DIMENSION 2.04 WAS 2.09	HCL-MP	05/17/2012	M.SPACONE
SHT1: D6	C	DSMH-8WBL4D.VER01	PLATING DESCRIPTION UPDATED IN PART NUMBER TREE	HCL-NS	07/24/2012	D.SMITH
SHT 1 C5	D	BMEL-9MCRNA.VER02	DIMENSION 24.8 WAS 24.76	HCL-NN	08/22/2014	B.MERRILL

OPEN L-SERIES BACKPLANE MODULE
ASSEMBLY PART NUMBER ASSIGNMENT
951 - 4 0 XX - X 0 X

PLATING (4)
- B = NI SULFAMATE. STANDARD GOLD. LEADED
- C = NI SULFAMATE. HIGH GOLD. LEADED
- D = NI SULFAMATE. STANDARD GOLD. LEAD-FREE
- E = NI SULFAMATE. HIGH GOLD. LEAD-FREE
- F = NANO NI. STANDARD GOLD. LEADED
- G = NANO NI. HIGH GOLD. LEADED
- H = NANO NI. STANDARD GOLD. LEAD-FREE
- J = NANO NI. HIGH GOLD. LEAD-FREE

NUMBER OF COLUMNS
- 1A = 5 COLUMN MODULE
- 2A = 10 COLUMN MODULE

MINIMUM PIN WIPE LENGTH. SEE DETAIL U
- 0 = 1.00 mm WIPE
- 1 = 2.00 mm WIPE
- 2 = 3.00 mm WIPE

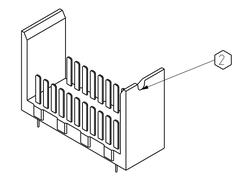

ISOMETRIC VIEW
SCALE 2/1

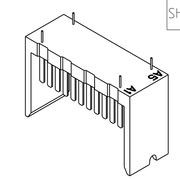

ISOMETRIC BOTTOM VIEW
SCALE 2/1

TABLE 1

ASSEMBLY PART NUMBER	K	(L)	P	TOTAL NUMBER OF SIGNAL CONTACTS
951-401A-X0X	4	(7.40)	9.10	55
951-402A-X0X	9	(16.65)	18.35	110

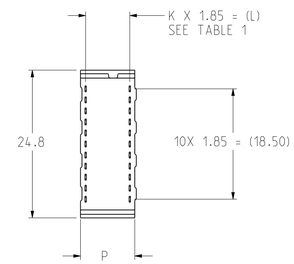

TOP VIEW
BACKPLANE SHOWN ONLY
SCALE 2/1

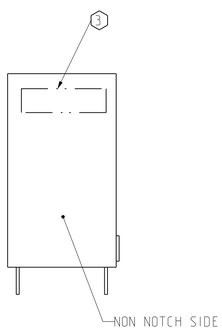

SCALE 4/1

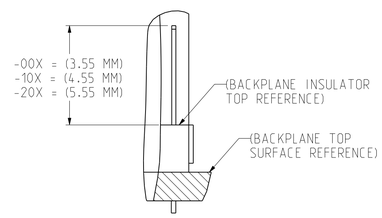

DETAIL U
SCALE 6/1

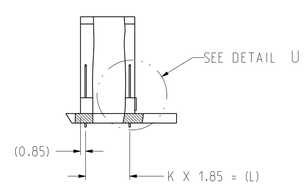

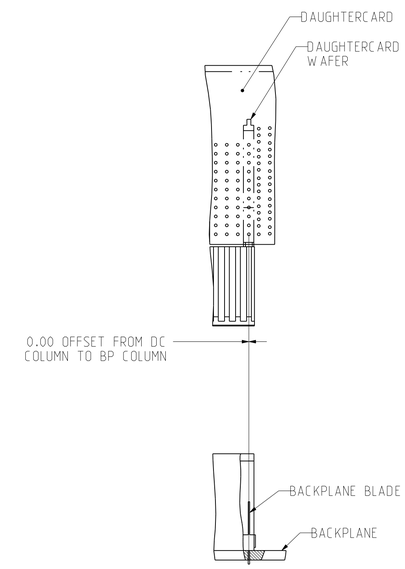

INITIAL ENGAGEMENT

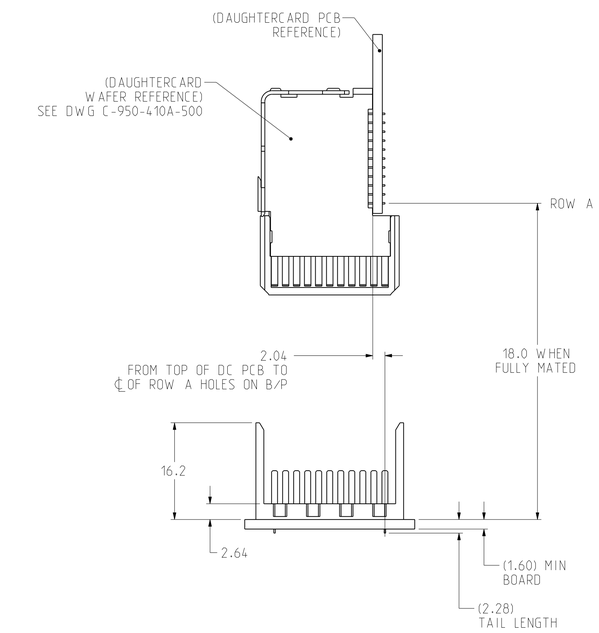

NOTES:

1. REFER TO TB-2150 FOR XCede PRODUCT SPECIFICATIONS.
2. NOTCH DESIGNATES "ROW A" SIDE OF SHROUD. NOTCH FEATURE ON OPPOSITE SIDE FROM PART MARKING.
3. PART MARKING AS FOLLOWS:
   LINE 1: "ATCS" AND DATE CODE (ATCS YYWW).
   LINE 2: MODULE PART NUMBER (951-####-###).}
   LINE 3: WORK ORDER NUMBER (###*######). WHERE "*" DENOTES MANUFACTURING LOCATION.
4. 10th DIGIT OF PART NUMBER IDENTIFIES PLATING CODE. PER EGS 205.
5. FOR REPAIR PROCEDURE FOR SIGNAL BLADE. SEE TB-2099.
6. STATED PAD SIZE MAY REQUIRE FILLETING. FOR DETAILED ROUTING GUIDELINES. SEE TB-2149.
7. SEE DOCUMENT 190-0002-000 FOR TOOLING KEEPOUT ZONES.

TOLERANCES	
0.0	±0.25
0.00	±0.13
0.000	± -
ANGLES	± 3°

UNLESS OTHERWISE SPECIFIED DIMENSIONS ARE IN MM. DECIMAL MARKER IS A PERIOD

DESIGN 05/27/11 A.ASTBURY
DRAWN 05/27/11 HCL-RK
CHK 05/27/11 A.ASTBURY
APVD 05/27/11 A.ASTBURY

Amphenol TCS
A Division of Amphenol Corporation
200 Innovative Way, Nashua, NH 03062 603.879.3000

TITLE: OPEN BACKPLANE MODULE 4 PAIR XCede L-SERIES

PART NO.: SEE TABLE 1 — REV N/A

DRAWING NO.: C-951-401A-500 — REV D

ASSEM P1149-CU-BP-SHRD-OPEN 1.2
DRAWING C951-401A-500 C.3

INTERPRET PER ASME Y14.5M

CUSTOMER USE DRAWING

CODE IDENT 31413

SIZE D | SCALE 2/1 | SHEET 1 OF 2

DRW NO. C-951-401A-500 SH 1 REV D

DRW NO.	SH	REV
C-951-401A-500	2	D

ZONE	REV	SCR NUMBER	DESCRIPTION	BY	DATE	APPROVED
			SEE SHEET 1			

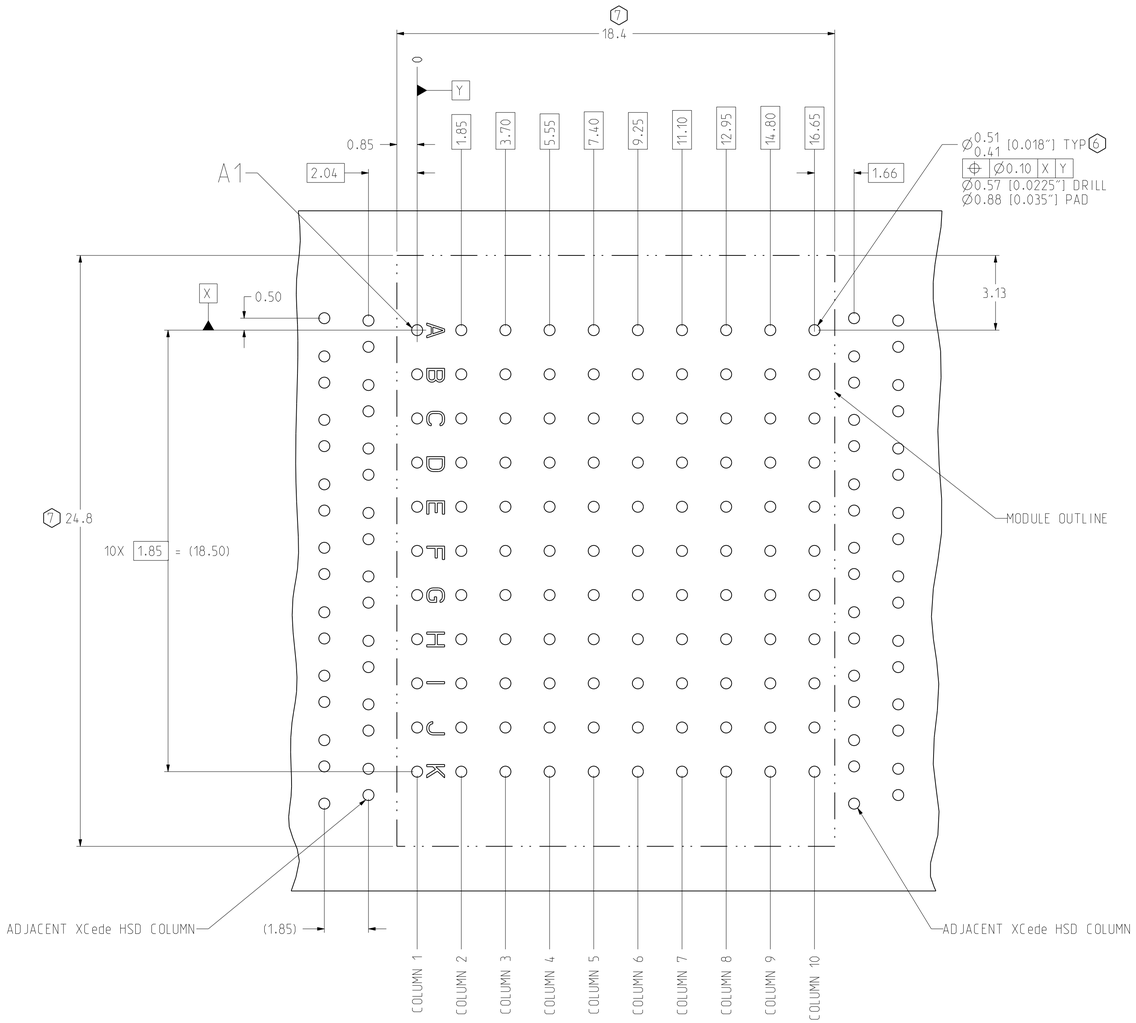

10 POSITION XCede L SERIES BACKPLANE HOLE PATTERN
COMPONENT SIDE SHOWN
SCALE 8/1

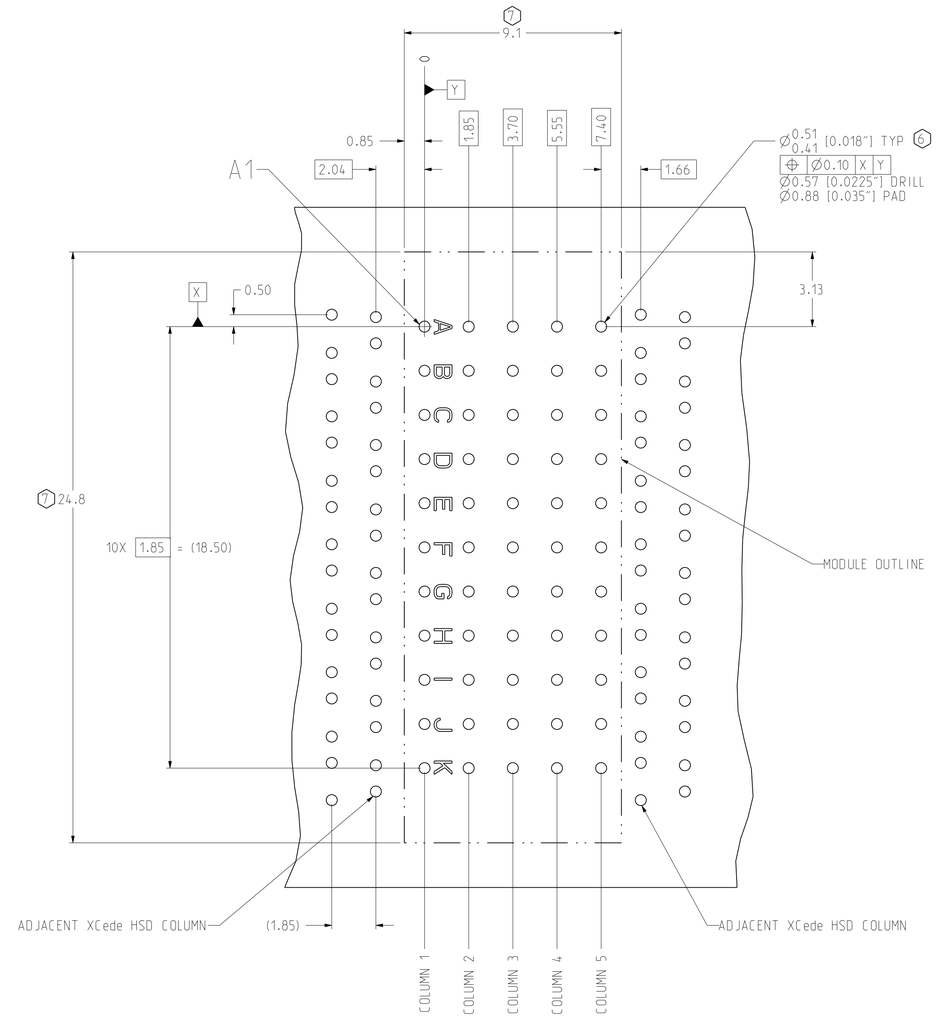

5 POSITION XCede L SERIES BACKPLANE HOLE PATTERN
COMPONENT SIDE SHOWN
SCALE 8/1

TOLERANCES	
0.0	±0.25
0.00	±0.13
0.000	± -
ANGLES	± 3°

UNLESS OTHERWISE SPECIFIED DIMENSIONS ARE IN MM. DECIMAL MARKER IS A PERIOD

INTERPRET PER ASME Y14.5M

CODE IDENT 31413

CUSTOMER USE DRAWING

DESIGN 05/27/11	A.ASTBURY
DRAWN 05/27/11	HCL-RK
CHK 05/27/11	A.ASTBURY
APVD 05/27/11	A.ASTBURY

Amphenol TCS
A Division of Amphenol Corporation
200 Innovative Way, Nashua, NH 03062 603.879.3000

TITLE: OPEN BACKPLANE MODULE
4 PAIR XCede L-SERIES

PART NO. SEE TABLE 1	REV N/A
DRAWING NO. C-951-401A-500	REV D
ASSEM P1149-CU-BP-SHRD-OPEN / DRAWING C951-401A-500	1.2 / C.3
SIZE D	SCALE 8/1	SHEET 2 OF 2

DRW NO. C-951-401A-500 SH 2 REV D