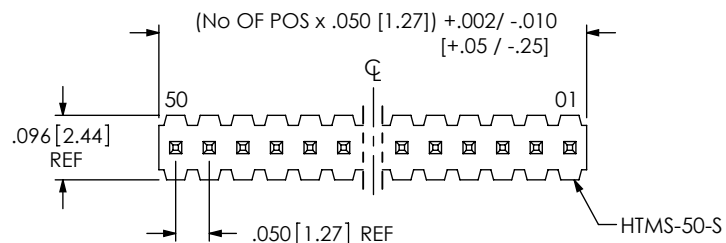
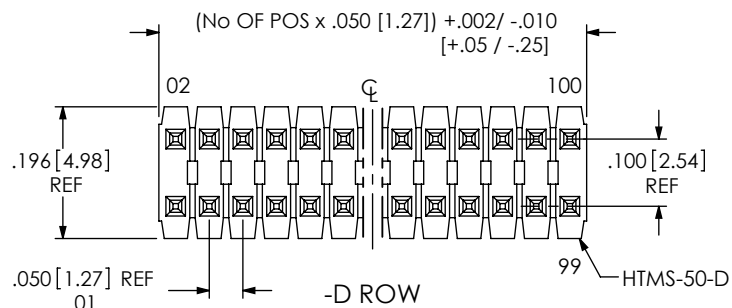


DO NOT
SCALE FROM
THIS PRINT



-S ROW



-D ROW

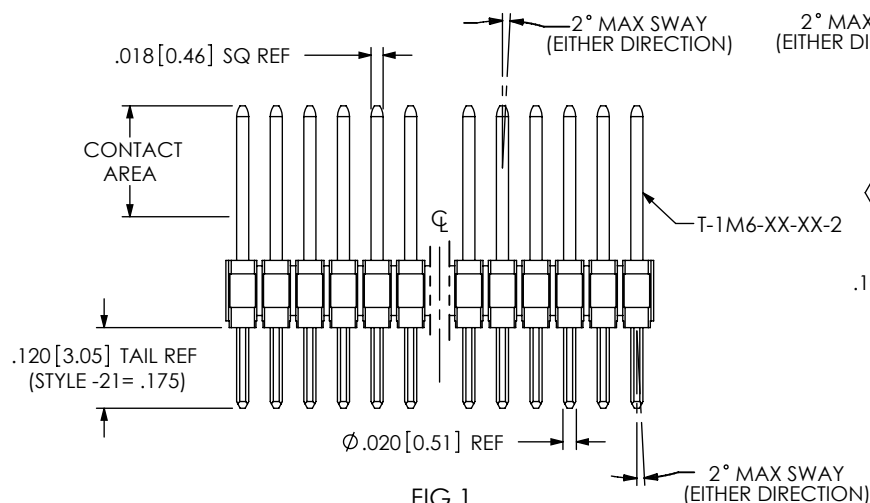


FIG 1
HTMS-1XX-0T-X-S SHOWN

LENGTH	"L"	LENGTH	"L"
-01	.440 [11.18]	-16	.825 [20.96]
-02	.410 [10.41]	-17	.320 [8.13]
-03	.610 [15.49]	-18	.450 [11.43]
-04	.505 [12.83]	-19	.650 [16.51]
-05	.705 [17.91]	-21	.505 [12.83]
-12	.425 [10.80]	-25	.330 [8.38]
-13	.625 [15.88]	-26	.373 [9.47]
-14	.555 [14.10]	-27	.398 [10.11]
-15	.755 [19.18]	-28	1.050 [26.67]

(* = REF FOR PIN LENGTH)

HTMS-1XX-XX-XX-X-XXX

No OF POSITIONS _____
-01 THRU -50 (PER ROW)

LEAD STYLE
SEE TABLE 1

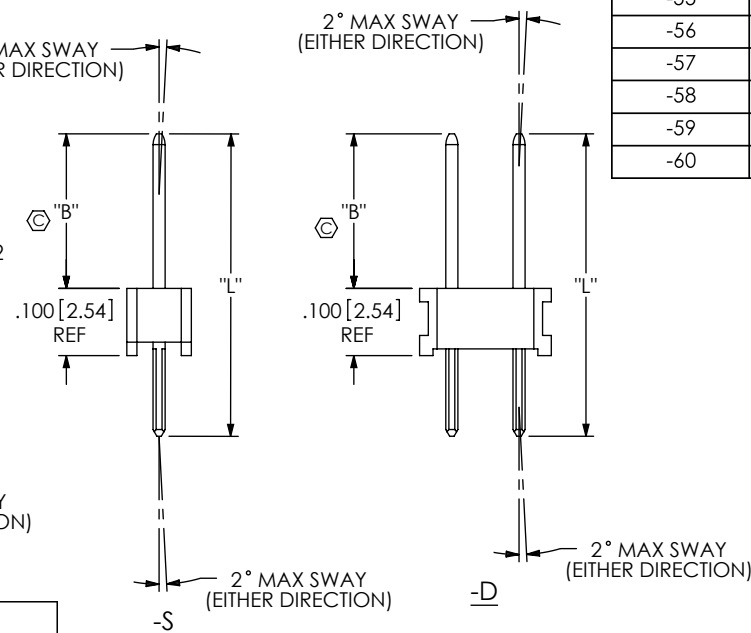
OPTION
-POLARIZING SPECIFICATION
-XXX INDICATES POSITION TO BE OMITTED
(SEE FIG 2)

BODY SPECIFICATION
-S: SINGLE (USE HTMS-50-S)
-D: DOUBLE (USE HTMS-50-D)

PLATING SPECIFICATION		
-G:	10μ" GOLD IN CONTACT AREA, 3μ" GOLD ON TAIL	-3
-T:	MATTE TIN CONTACT AND TAIL (ONLY AVAILABLE ON LEAD STYLES -01, -02, -51 AND -52)	
-S:	30μ" SELECTIVE GOLD IN CONTACT AREA, MATTE TIN ON TAIL	
-F:	3μ" FLASH SELECTIVE GOLD IN CONTACT AREA, MATTE TIN ON TAIL	
-H:	30μ" HEAVY GOLD IN CONTACT AREA, 3μ" GOLD ON TAIL	
-TM:	MATTE TIN CONTACT AND TAIL	
-SM:	30μ" SELECTIVE HEAVY GOLD IN CONTACT AREA, MATTE TIN ON TAIL	
-FM:	3μ" FLASH SELECTIVE GOLD ON CONTACT AREA, MATTE TIN ON TAIL	
-L:	10μ" SELECTIVE GOLD IN CONTACT AREA, MATTE TIN ON TAIL	

TABLE 1

LEAD STYLE	TERMINAL	"B"
-01	T-1M6-18-XX-2	.230 [5.84]
-02	T-1M6-17-XX-2	.100 [2.54]
-21	T-1M6-21-XX-2	.230 [5.84]
-51	T-1M6-02-XX-2	.190 [4.83]
-52	T-1M6-12-XX-2	.205 [5.21]
-53	T-1M6-04-XX-2	.285 [7.24]
-54	T-1M6-14-XX-2	.335 [8.51]
-55	T-1M6-03-XX-2	.390 [9.91]
-56	T-1M6-13-XX-2	.405 [10.29]
-57	T-1M6-19-XX-2	.430 [10.92]
-58	T-1M6-05-XX-2	.485 [12.32]
-59	T-1M6-15-XX-2	.535 [13.59]
-60	T-1M6-16-XX-2	.605 [15.37]



NOTES:

1. © REPRESENTS A CRITICAL DIMENSION.
2. MAXIMUM CUT FLASH: .010[.25]
3. MINIMUM PUSHOUT FORCE: 2 LBS.
4. MAXIMUM ALLOWABLE BOW: .005[.013]
INCH/INCH AFTER ASSEMBLY.
5. MAXIMUM PIN ROTATION IN BODY: 2°.
6. POSITIONS -08 THROUGH -50 ARE TO BE
PACKAGED IN TUBES; POSITIONS -01 THROUGH
-07 ARE TO BE LAYER PACKAGED.

UNLESS OTHERWISE SPECIFIED,
DIMENSIONS ARE IN INCHES.

TOLERANCES ARE:
DECIMALS ANGLES
.X: $\pm .1$ [2.5]
.XX: $\pm .01$ [.3] 2°
.XXX: $\pm .005$ [.13]
.XXXX: $\pm .0020$ [.051]

PROPRIETARY NOTE

THIS DOCUMENT CONTAINS INFORMATION
CONFIDENTIAL AND PROPRIETARY TO
SAMTEC, INC. AND SHALL NOT BE REPRODUCED
OR TRANSFERRED TO OTHER DOCUMENTS OR
DISCLOSED TO OTHERS OR USED FOR ANY
PURPOSE OTHER THAN THAT WHICH IT WAS
OBTAINED WITHOUT THE EXPRESSED WRITTEN
CONSENT OF SAMTEC, INC.

MATERIAL: DO NOT SCALE DRAWING
INSULATOR: BLACK, LCP, UL 94 VO
TERMINAL: PHOSPHOR BRONZE

SHEET SCALE: 2:1

DESCRIPTION:	
--------------	--

samtec

520 PARK EAST BLVD, NEW ALBANY, IN 47150
PHONE: 812-944-6733 FAX: 812-948-5047
e-Mail info@SAMTEC.com code 55322

DESCRIPTION:	HI-TEMP TERMINAL MICRO-STRIP
--------------	------------------------------

DWG. NO.

NO. HTMS-1XX-XX-XX-X-XXX

BY: G. REIDINGER 02/24/1992 SHEET 1 OF 2

F:\DWG\MISC\MKTG\HTMS-1XX-XX-XX-X-XXX-MKT.SLDDRW

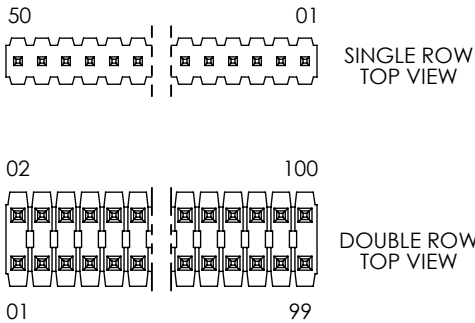


FIG 2
POLARIZED OPTION
INDICATE POSITION TO BE OMITTED

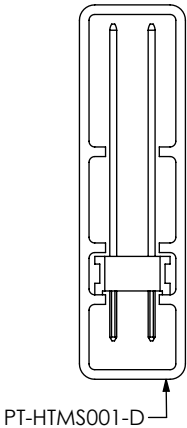


FIG 3
PACKAGING VIEW FOR DOUBLE
HTMS-1XX-60-X-D-XXX SHOWN

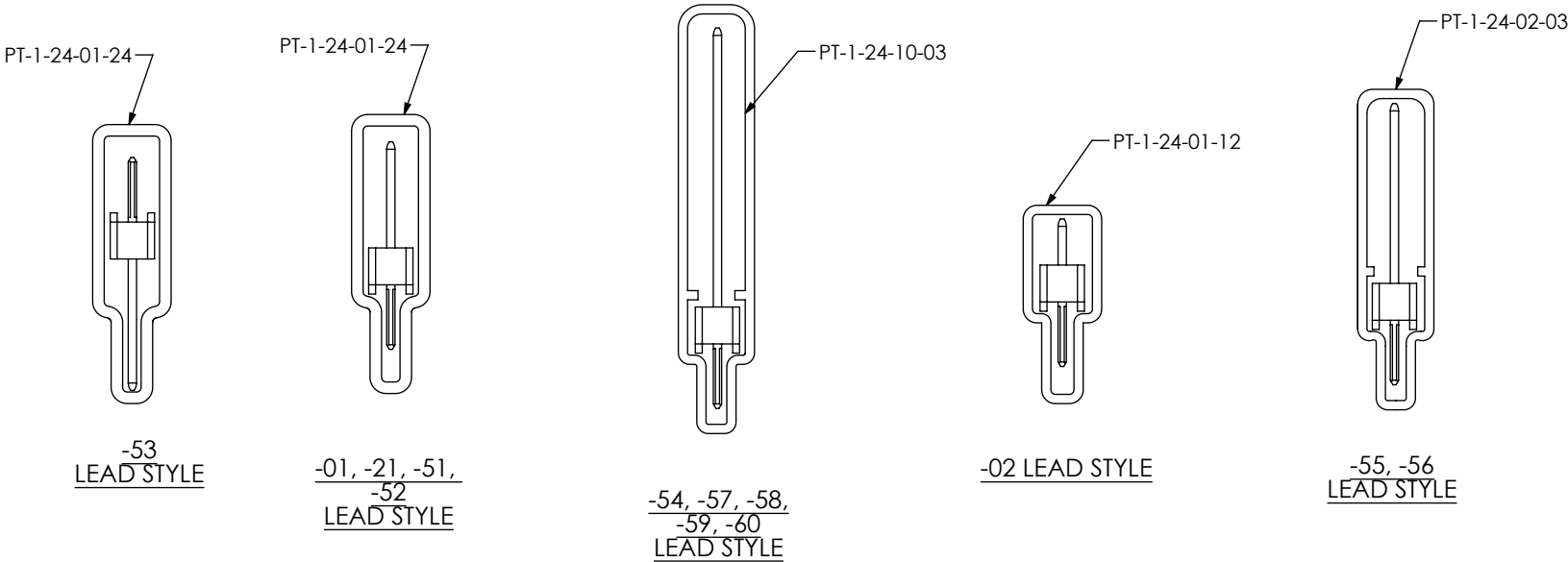


FIG 4
PACKAGING VIEWS FOR SINGLE

PACKAGING TUBE			
BODY STYLE	LEAD STYLE	TUBE	PLUG
HTMS-DOUBLE	-01, -02, -21, -51, -52, -53, -54, -55, -56, -57, -58, -59, -60	PT-HTMS001-D	TP-24
HTMS-SINGLE	-01, -21, -51, -52, -53	PT-1-24-01-24	TP-24
	-54, 57, -58, -59, -60	PT-1-24-10-03	TP-33
	-02	PT-1-24-01-12	TP-12
	-55, -56	PT-1-24-02-03	TP-24

PROPRIETARY NOTE
THIS DOCUMENT CONTAINS INFORMATION
CONFIDENTIAL AND PROPRIETARY TO
SAMTEC, INC. AND SHALL NOT BE REPRODUCED
OR TRANSFERRED TO OTHER DOCUMENTS OR
DISCLOSED TO OTHERS OR USED FOR ANY
PURPOSE OTHER THAN THAT WHICH IT WAS
OBTAINED WITHOUT THE EXPRESSED WRITTEN
CONSENT OF SAMTEC, INC.

DO NOT SCALE DRAWING

SHEET SCALE: 2:1

520 PARK EAST BLVD, NEW ALBANY, IN 47150
PHONE: 812-944-6733 FAX: 812-948-5047
e-Mail info@SAMTEC.com code 55322

DESCRIPTION:	HI-TEMP TERMINAL MICRO-STRIP
DWG. NO.	HTMS-1XX-XX-XX-X-XXX
BY:G. REIDINGER 02/24/1992	SHEET 2 OF 2