

DIMENSIONS mm (inches)

A

B

C

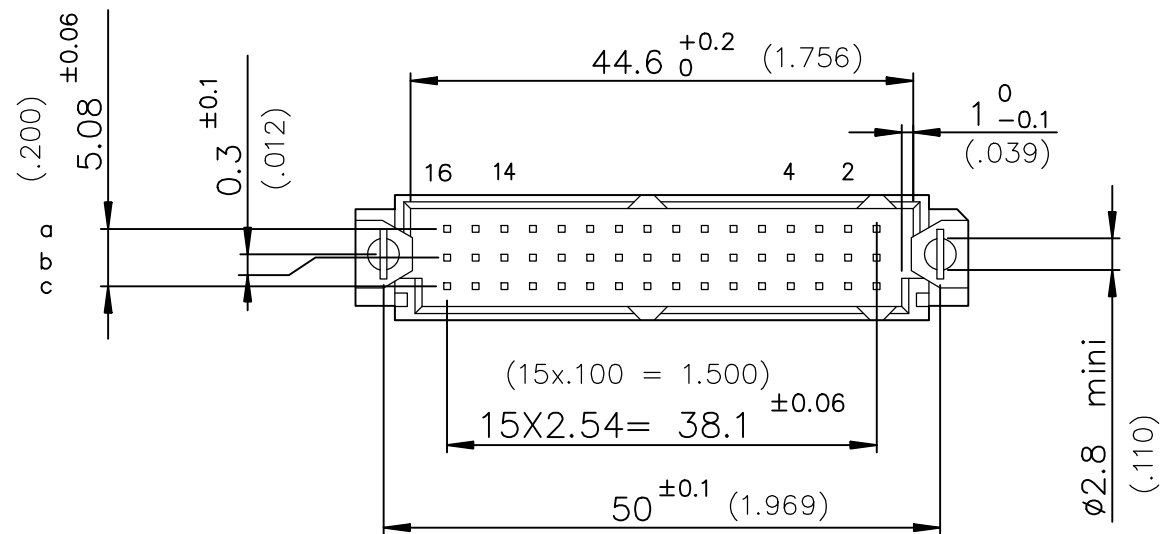
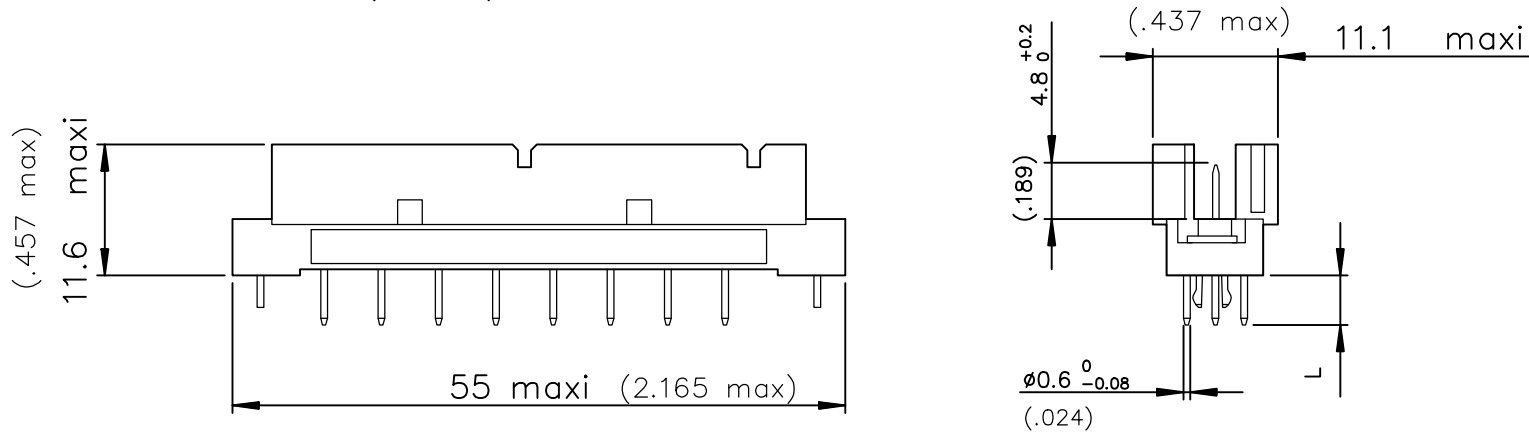
D

A

B

C

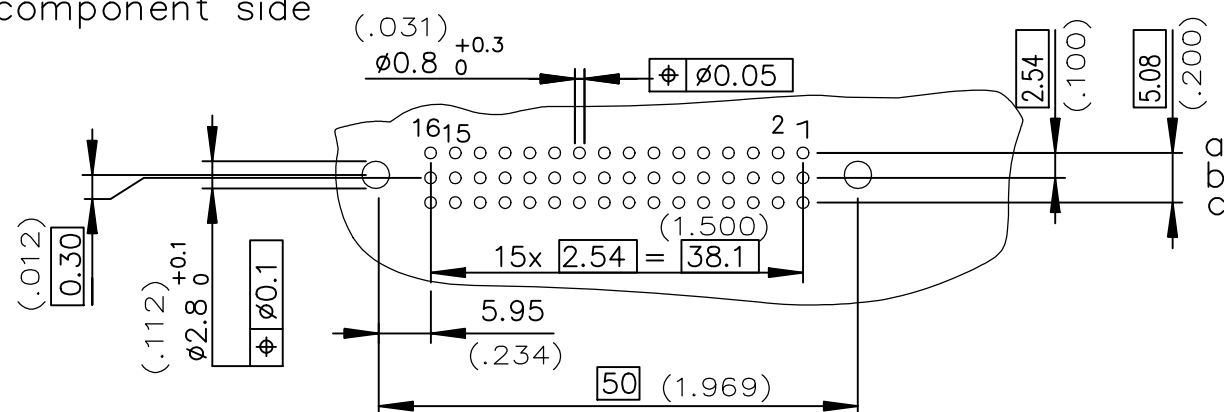
D



PART NUMBER		8609				76						8			
PIN OUT															
rows a-b-c															
rows a-c															
NUMBER OF CONTACTS															
TERMINATION															
L = 2.70 ±0.25 (.106)														24	
L = 4.65 ±0.25 (.183)														14	
OPTIONS															
no option														7	
with harpoons														H	
PERFORMANCE CLASS															
DIN 41612 class 3														4	
DIN 41612 class 2														5	
DIN 41612 class 1														6	
TERMINATION TYPE															
LEAD FREE														E1LF	

PCB DRILLING

component side



GENERAL CHARACTERISTICS AND ROHS INFORMATIONS:

SEE DRAWING C-8609-0000A

rev	ecn no	dr	date
A	-	MJA	2012-08-09

www.fciconnect.com			surface ISO 1302		tolerance std ISO 406 ISO 1101		projection mm	
			ANGULAR		TOLERANCES UNLESS OTHERWISE SPECIFIED		size A3	
Dr M JACOB 2012-06-27			LINEAR		0.X ±0.1		Scale 1.5	
Eng M JACOB 2012-06-27			0.XX ±0.1		0.XXX ±0.1		ECN	
Chr M JACOB 2012-06-27			0.XX' ±2		Product family		Spec ref -	
Appr BIJU K PAUL 2012-06-27			DIN 8609		DIN 8609		Rev. A	
FCI			title STRAIGHT MALE - STYLE R/2		dwg no C-8609-2292		CUSTOMER sheet 1 of 1	
			SOLDER TO BOARD					
			catalog no					