WWW.XYECONN.COM

REV.	Q'TY	ECN. NO.	APR.	DATE

General tolerances(mm)														
0 ~ 3	>3 ~ 6	>6 ~ 10	>10 ~ 18	>18 ~ 30	>30 ~ 50	>50 ~ 80	>80 ~ 120	>120 ~ 180	>180 ~ 250	>250 ~ 315	>315 ~ 400	>400 ~ 500	>500	⌓ 0.1/10
±0.12	±0.18	±0.22	±0.26	±0.31	±0.37	±0.57	±0.80	±0.93	±1.05	±1.15	±1.60	±2.20	±2.50	∠ ±2°

Product model	PIN	A	B	C
XDCB-2A508M-10-3G61	2	12.16	5.08	5.08
XDCB-3A508M-10-3G61	3	17.24	10.16	10.16
XDCB-4A508M-10-3G61	4	22.32	15.24	15.24
XDCB-5A508M-10-3G61	5	27.40	20.32	20.32
XDCB-6A508M-10-3G61	6	32.48	25.40	25.40
XDCB-7A508M-10-3G61	7	37.56	30.48	30.48
.....	....	.....	.....	.....
XDCB-24A508M-10-3G61	24	5.08xN+2	5.08x(N-1)	5.08x(N-1)

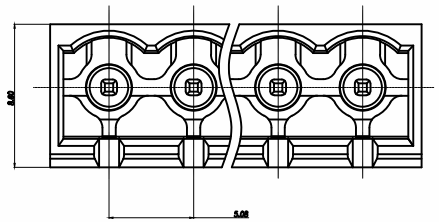

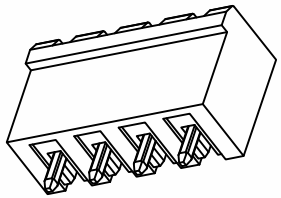

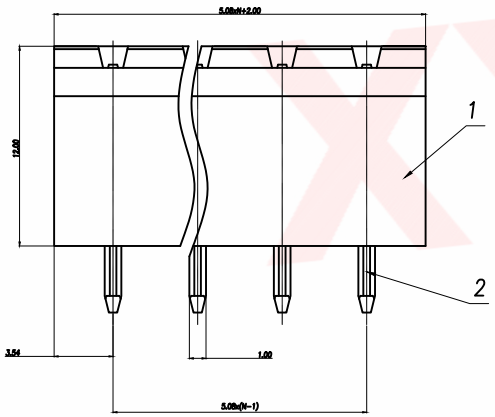

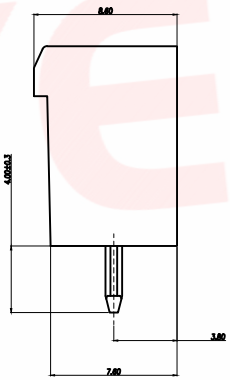

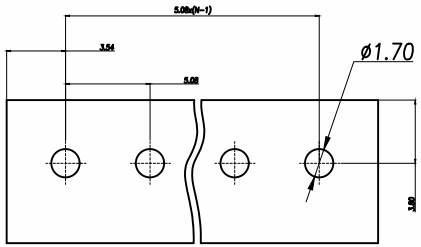

PCB LAYOUT

UL Standard	B	C	D
Rated Voltage(V)/Current(A)	300/15	/	300/10
IEC Standard			
Overvoltage Category/Pollution Degree	Ⅲ/3	Ⅲ/2	Ⅱ/2
Rated Voltage(V)/Current(A)	/	320/20	/
Rate Impulse Voltage(KV)	/	4	/
Pitch(mm)/Poles	5.08/N=02~24P		
Operating temperature(°C)	-40°C~+105°C		
Conform to RoHS	Yes		

ITEM	NAME OF PART	MATERIAL	NOTES
2	Pin	Copper	Sn Plated
1	Housing	PA66	UL94V-0

DIMENSION IN mm			
TOLERANCE UNLESS OTHERWISE SPECIFIED			
.X± 0.35	X.°± 1°	APR. Alex	TITLE: Socket-type terminal
.XX± 0.15	.X°± 0.5°	CHK. Jack	DWG NO. XDCB-NA508M-10-3G61
.XXX± 0.10	.XX°± 0.5°	DRA. Can	PROJ. CUSTOMER DRAWING
			SIZE A4 / SCALE 1:1 / SHEET 2/1 / REV. A

厦门市辛译精密电子有限公司
Xiamen XinYi Xyeconn Electronics Co.,Ltd

F-RD-18A

XYECONN